UNLESS OTHERWISE SPECIFIED ALL DIMENSIONS ARE IN INCHES. TOLERANCE:

.X =± 0.1
.XX =± 0.03
.XXX =± 0.005

FINISH ✓

ANGLES =± 2.0 ° HOLE DIA = +/-

CONFORMS TO ASME Y14.5M-1994.

TRANE
A DIVISION OF AMERICAN STANDARD INC.
ALL RIGHTS RESERVED

THIS DRAWING IS PROPRIETARY AND SHALL NOT BE COPIED OR ITS CONTENTS DISCLOSED TO OUTSIDE PARTIES WITHOUT THE WRITTEN CONSENT OF TRANE

DRAWN BY: J.EATON ©DATE: 27 APR 06

DO NOT SCALE PRINT

THIRD ANGLE PROJECTION

4367-0344 SHEET 1 OF 1 REV A

DIAGRAM-WIRING
TWA120

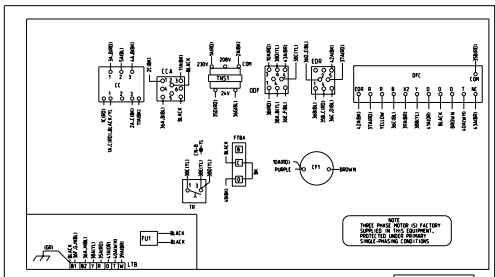

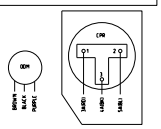

CAUTION

USE COPPER CONDUCTORS ONLY!

UNIT TERMINALS ARE NOT DESIGNED TO ACCEPT OTHER TYPES OF CONDUCTORS.

FAILURE TO DO SO MAY CAUSE DAMAGE TO THE EQUIPMENT.

ATTENTION

N'UTILISER QUE DES CONDUCTEURS EN CUIVRE!

LES BORNES DE L'UNITÉ NE SONT PAS CONÇUES POUR RECEVOIR D'AUTRES TYPES DE CONDUCTEURS.

L'UTILISATION DE TOUT AUTRE CONDUCTEUR PEUT ENDOMMAGER L'ÉQUIPEMENT.

PRECAUCIÓN

¡UTILICE ÚNICAMENTE CONDUCTORES DE COBRE!

LAS TERMINALES DE LA UNIDAD NO ESTÁN DISEÑADAS PARA ACEPTAR OTROS TIPOS DE CONDUCTORES.

SI NO LO HACE, PUEDE OCASIONAR DAÑO AL EQUIPO.

TWA120A3

⚠ WARNING

HAZARDOUS VOLTAGE!

DISCONNECT ALL ELECTRIC POWER INCLUDING REMOTE DISCONNECTS AND FOLLOW LOCK OUT AND TAG PROCEDURES BEFORE SERVICING. INSURE THAT ALL MOTOR CAPACITORS HAVE DISCHARGED STORED VOLTAGE. UNITS WITH VARIABLE SPEED DRIVE, REFER TO DRIVE INSTRUCTIONS FOR CAPACITOR DISCHARGE.

FAILURE TO DO THE ABOVE BEFORE SERVICING COULD RESULT IN DEATH OR SERIOUS INJURY.

⚠ AVERTISSEMENT

TENSION DANGEREUSE!

COUPER TOUTES LES TENSIONS ET OUVRIR LES SECTIONEURS À DISTANCE. PUIS SUIVRE LES PROCEDURES DE VERROUILLAGE ET DES ÉTIQUETTES AVANT TOUTE INTERVENTION. VÉRIFIER QUE TOUS LES CONDENSATEURS DES MOTEURS SONT DÉCHARGÉS. DANS LE CAS D'UNITÉS COMPORTANT DES ENTRAÎNEMENTS À VITESSE VARIABLE, SE REPORTER AUX INSTRUCTIONS DE L'ENTRAÎNEMENT POUR DÉCHARGER LES CONDENSATEURS.

NE PAS RESPECTER CES MESURES DE PRÉCAUTION PEUT ENTRAÎNER DES BLESSURES GRAVES POUVANT ÊTRE MORTELLES.

⚠ ADVERTENCIA

¡VOLTAJE PELIGROSO!

DESCONECTE TODA LA ENERGÍA ELÉCTRICA, INCLUSO LAS DESCONEXIONES REMOTAS Y SIGA LOS PROCEDIMIENTOS DE CIERRE Y ETIQUETADO ANTES DE PROCEDER AL SERVICIO. ASEGÚRESE DE QUE TODOS LOS CAPACITORES DEL MOTOR HAYAN DESCARGADO EL VOLTAJE ALMACENADO. PARA LAS UNIDADES CON EJE DE DIRECCIÓN DE VELOCIDAD VARIABLE, CONSULTE LAS INSTRUCCIONES PARA LA DESCARGA DEL CONDENSADOR.

EL NO REALIZAR LO ANTERIORMENTE INDICADO, PODRÍA OCASIONAR LA MUERTE O SERIAS LESIONES PERSONALES.

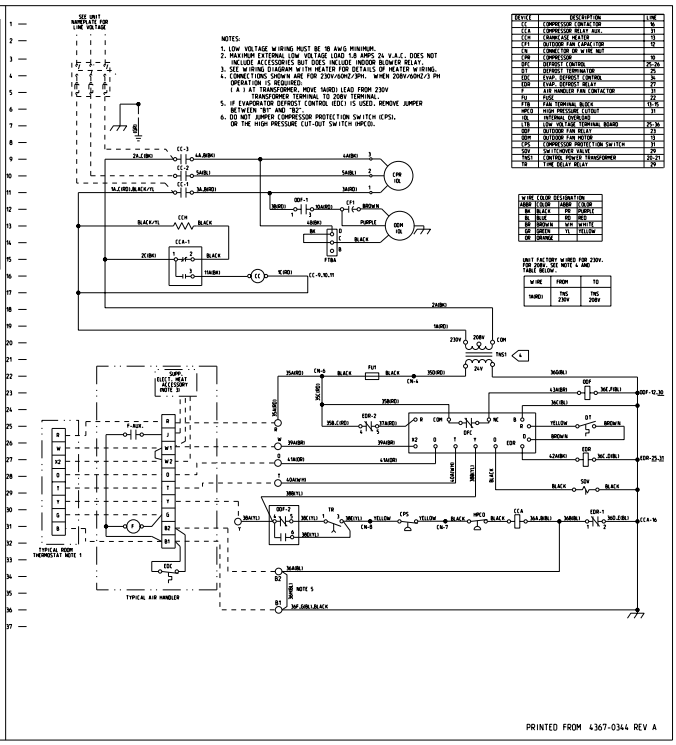

DEVICE	DESCRIPTION	LINE
CC	COMPRESSOR CONTACTOR	16
CCA	COMPRESSOR DELAY AUX.	31
CCH	CRANKCASE HEATER	13
CFT	OUTDOOR FAN CAPACITOR	12
CN	CONNECTOR OR WIRE NUT	
CPM	COMPRESSOR	16
DFC	DEFROST CONTROL	25-26
DT	DEFROST TERMINATOR	25
EDC	EVAP. DEFROST CONTROL	26
EDR	EVAPORATOR FAN RELAY	29
F1	AIR HANDLER FAN CONTACTOR	22
F2	FUSE	22
FTB	FAN TERMINAL BLOCK	13-15
HPCO	HIGH PRESSURE CUTOUT	31
IOL	INTERNAL OVERLOAD	
LTB	LOW VOLTAGE TERMINAL BOARD	25-36
ODF	OUTDOOR FAN RELAY	23
ODM	OUTDOOR FAN MOTOR	13
CPS	COMPRESSOR PROTECTION SWITCH	31
SOV	SWITCHOVER VALVE	29
TNS1	CONTROL POWER TRANSFORMER	20-21
TD	TIME DELAY RELAY	29

WIRE COLOR DESIGNATION			
ABBR	COLOR	ABBR	COLOR
BK	BLACK	PR	PURPLE
BL	BLUE	RD	RED
BR	BROWN	WH	WHITE
GR	GREEN	YL	YELLOW
OR	ORANGE		

UNIT FACTORY WIRED FOR 230V. FOR 208V, SEE NOTE 4 AND TABLE BELOW.

WIRE	FROM	TO
16(RD)	TNS1 230V	TNS1 208V

MATERIAL:

FLEXCON WHITE VINYL (2 MIL THICK) WITH PRESSURE SENSITIVE ADHESIVE BACKING AND RELEASE PAPER. ADHESIVE FOR OUTDOOR APPLICATION ON PAINTED OR GALVANIZED METAL.

SIZE: 8-1/4" X 13"

ALL PRINTING TO BE BLACK. PURCHASING TO SUPPLY VENDOR WITH REDUCED FILM NEGATIVE OF THIS DRAWING. VENDOR TO RETURN FILM NEGATIVE AS SOON AS POSSIBLE. WIRING DIAGRAMS TO BE SUPPLIED IN ROLLS IN TANDEM-SLIT CUT OR SHEETS. NEGATIVE MADE FOR PRINTED MATERIAL.

PRINTED FROM 4367-0344 REV A

NAME:CLXLP OBJECT:4367_0344 DATE:16-Jan-07 10:59:03