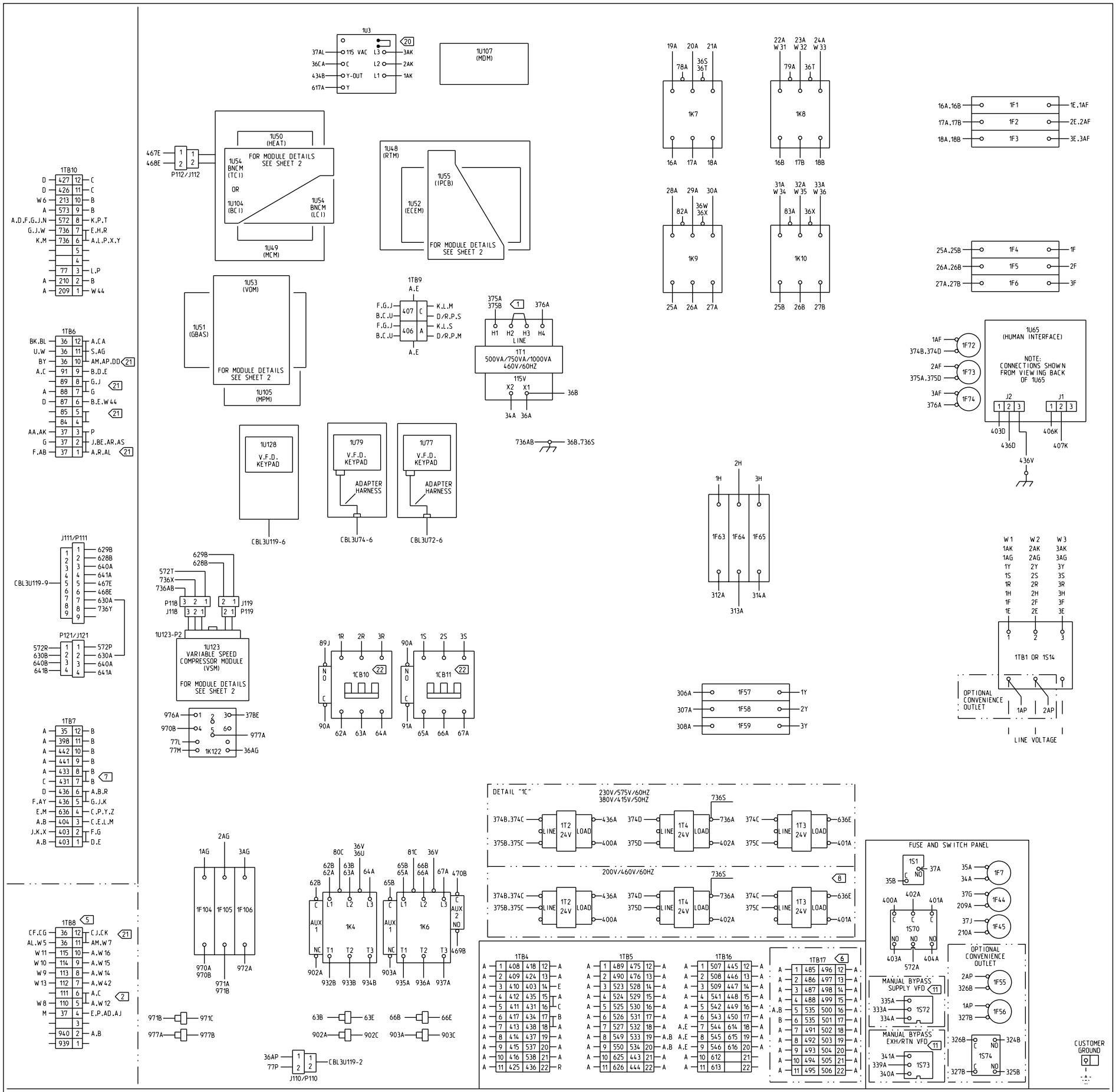

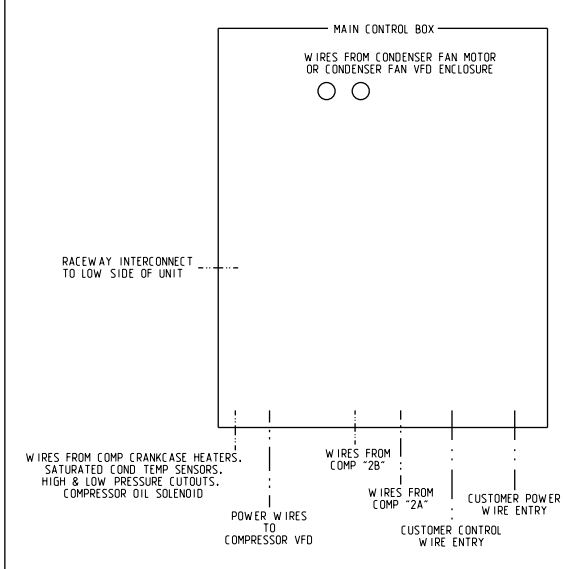

NOTES:

1. 460V/60HZ TRANSFORMER SHOWN. SEE DETAIL "1B" FOR OTHER VOLTAGE CONNECTIONS.
2. JUMPER (1TB8-5 & 1TB8-6) REQUIRED ONLY ON UNITS WITH 2-STAGE NATURAL GAS HEAT OR ELECTRIC HEAT OPTION.
5. 1TB8 AND ASSOCIATED WIRING REQUIRED WITH ALL HEATING OPTIONS AND FOR ALL 70 TON CONTROL BOXES.
6. 1TB17 AND ASSOCIATED WIRING REQUIRED WITH OPTIONAL GBAS (1U51).
7. WHEN HIGH DUCT TEMP T-STAT (3S16-3S17) IS ORDERED JUMPER BETWEEN 1TB7-7 AND 1TB7-8 IS REMOVED.
8. 200V/60HZ AND 460V/60HZ TRANSFORMERS SHOWN. SEE DETAIL "1C" FOR OTHER VOLTAGE CONNECTIONS.
11. MANUAL BYPASS SWITCH AND ASSOCIATED WIRING OPTIONAL.
19. WIRES 572F, 736J & 736G USED WITH RETURN FAN OPTION ONLY.
20. FOR 380V/415V/50HZ APPLICATIONS CUT JUMPER ON 1U3 PHASE MONITOR.
21. RACEWAY COMPRESSOR WIRES 36CJ, 36CK, 37AR, 37AS, 88G, 89G, 940A AND 940B ARE REQUIRED FOR 70 TON UNITS ONLY. (METAL JUMPER BETWEEN 1TB6-7 & 1TB6-8 IS NOT REQUIRED FOR 70 TON CONTROL BOXES.) TERMINAL BLOCK 1TB8 AND JUMPER WIRE 36AM (BETWEEN 1TB6-10 AND 1TB8-11) ARE REQUIRED FOR ALL 70 TON CONTROL BOXES.
22. SYMBOL USED WITH 200/230V UNITS. SYMBOL USED WITH 380/415/460/575V UNITS.

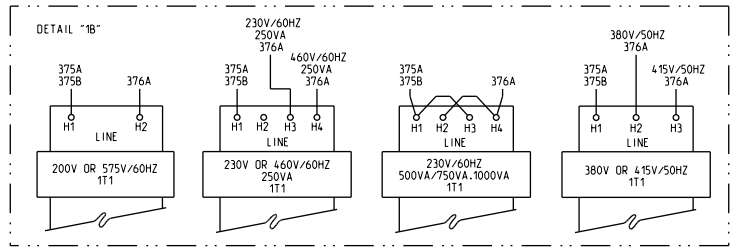

TRANE	THIS DRAWING IS PROPRIETARY AND SHALL NOT BE COPIED OR MADE AVAILABLE TO OUTSIDE PARTIES WITHOUT THE CONSENT OF TRANE.
DRAWN BY: K. EDWARDS	TRANE® DATE: 6/14/13
REPLACES: --	REVISION DATE: 12/10/13
CAD SYSTEM USED: Pro/DETAIL	SIMILAR TO: --

FILE NUMBER: 2313-1885

DRAWING NUMBER: 2313-1891

SHEET: 1 OF 1

REV: B

ROOFTOP PACKAGED AIR CONDITIONER DIAGRAM

CONNECTION - CONTROL BOX

40-70 TON W/ COMPRESSOR & SUPPLY & EXH/RTN V.F.D.

CONNECTION 1 OF 3