E CN: SC6366 16–MAY–11 B. SPAINHOUR	THIS DRAWING IS PROPRIETARY AND SHALL NOT BE COPIED OR ITS CONTENTS DISCLOSED TO OUTSIDE PARTIES WITHOUT THE WRITTEN CONSENT OF TRANE DRAWN BY: G. HURT ©TRANE DATE: 30–SEP–98 DO NOT SCALE PRINT THIRD ANGLE PROJECTION	2307–8330 SHEET 3 OF 4 REV E CONNECTION DIAGRAM COMMERCIAL SELF–CONTAINED W/O VFD 200, 460 575V/60HZ/3PH SCWF 20–80 TON & SCRF 20–60 TON	

⚠ WARNING

HAZARDOUS VOLTAGE!

DISCONNECT ALL ELECTRIC POWER INCLUDING REMOTE DISCONNECTS AND FOLLOW LOCK OUT AND TAG PROCEDURES BEFORE SERVICING. INSURE THAT ALL MOTOR CAPACITORS HAVE DISCHARGED STORED VOLTAGE. UNITS WITH VARIABLE SPEED DRIVE, REFER TO DRIVE INSTRUCTIONS FOR CAPACITOR DISCHARGE.

FAILURE TO DO THE ABOVE BEFORE SERVICING COULD RESULT IN DEATH OR SERIOUS INJURY.

⚠ AVERTISSEMENT

TENSION DANGEREUSE!

COUPER TOUTES LES TENSIONS ET OUVRIR LES SECTIONNEURS À DISTANCE, PUIS SUIVRE LES PROCÉDURES DE VERROUILLAGE ET DES ÉTIQUETTES AVANT TOUTE INTERVENTION. VÉRIFIER QUE TOUS LES CONDENSATEURS DES MOTEURS SONT DÉCHARGÉS. DANS LE CAS D'UNITÉS COMPORTANT DES ENTRAÎNEMENTS À VITESSE VARIABLE, SE REPORTER AUX INSTRUCTIONS DE L'ENTRAÎNEMENT POUR DÉCHARGER LES CONDENSATEURS.

NE PAS RESPECTER CES MESURES DE PRÉCAUTION PEUT ENTRAÎNER DES BLESSURES GRAVES POUVANT ÊTRE MORTELLES.

⚠ ADVERTENCIA

¡VOLTAJE PELIGROSO!

DESCONECTE TODA LA ENERGÍA ELÉCTRICA, INCLUSO LAS DESCONEXIONES REMOTAS Y SIGA LOS PROCEDIMIENTOS DE CIERRE Y ETIQUETADO ANTES DE PROCEDER AL SERVICIO. ASEGÚRESE DE QUE TODOS LOS CAPACITORES DEL MOTOR HAYAN DESCARGADO EL VOLTAJE ALMACENADO. PARA LAS UNIDADES CON EJE DE DIRECCIÓN DE VELOCIDAD VARIABLE, CONSULTE LAS INSTRUCCIONES PARA LA DESCARGA DEL CONDENSADOR.

EL NO REALIZAR LO ANTERIORMENTE INDICADO, PODRÍA OCASIONAR LA MUERTE O SERIAS LESIONES PERSONALES.

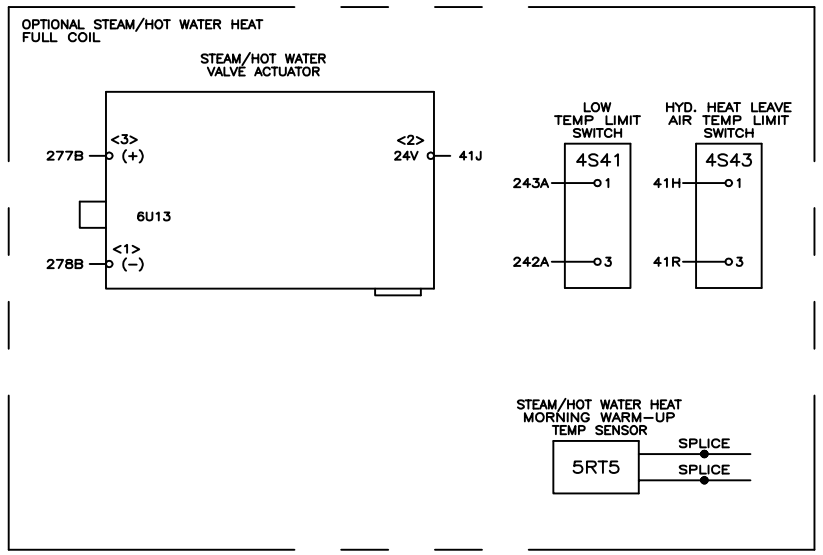

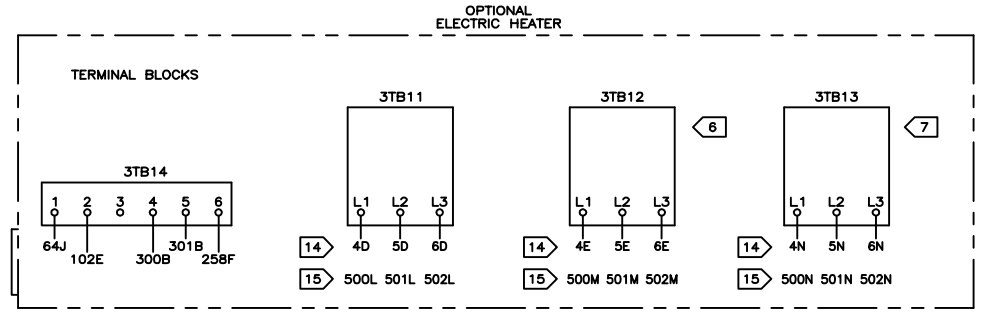

NOTES:

1. FOR WIRE CONNECTIONS TO THE UNIT CONTROL PANEL SEE PANEL CONNECTION WIRING DIAGRAM.

3 4RT1 IS USED ON ALL VAV UNITS AND CV UNITS WITH WATERSIDE ECONOMIZER.

4 SINGLE CIRCUIT MODULE

5 MULTIPLE CIRCUIT MODULE

6 TERMINAL BLOCK 3TB12 PRESENT ONLY ON 200V ELECTRIC HEATERS USED ON SCWF, SIWF 35–80 TON AND SCRF, SIRF 30–60 TON UNITS

7 TERMINAL BLOCK 3TB13 PRESENT ONLY ON 200V ELECTRIC HEATERS USED ON SCWF, SIWF 52–80 TON AND SCRF, SIRF 50–60 TON UNITS

8 20,25 & 29 TON AIR COOLED & 20–80 TON WATER COOLED (INDEPENDENT)

9 20–32 TON WATER COOLED & AIR COOLED 20,25 & 29 TON (MANIFOLDED)

10 20–60 TON AIR COOLED (MANIFOLDED)

11 20–80 TON WATER COOLED (INDEPENDENT)

12 35–80 TON WATER COOLED (INDEPENDENT)

13 65–80 TON WATER COOLED (INDEPENDENT)

14 WIRES 4D, 5D, 5D, 4E, 5E, 6E, 4N, 5N, AND 6N USED FOR SINGLE POINT POWER UNITS WITH ELECTRIC HEAT

15 WIRES 500L, 501L, 502L, 500M, 501M, 502M, 500N, 501N, 502N USED FOR DUAL POINT POWER UNITS WITH ELECTRIC HEAT

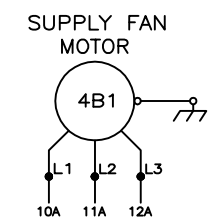

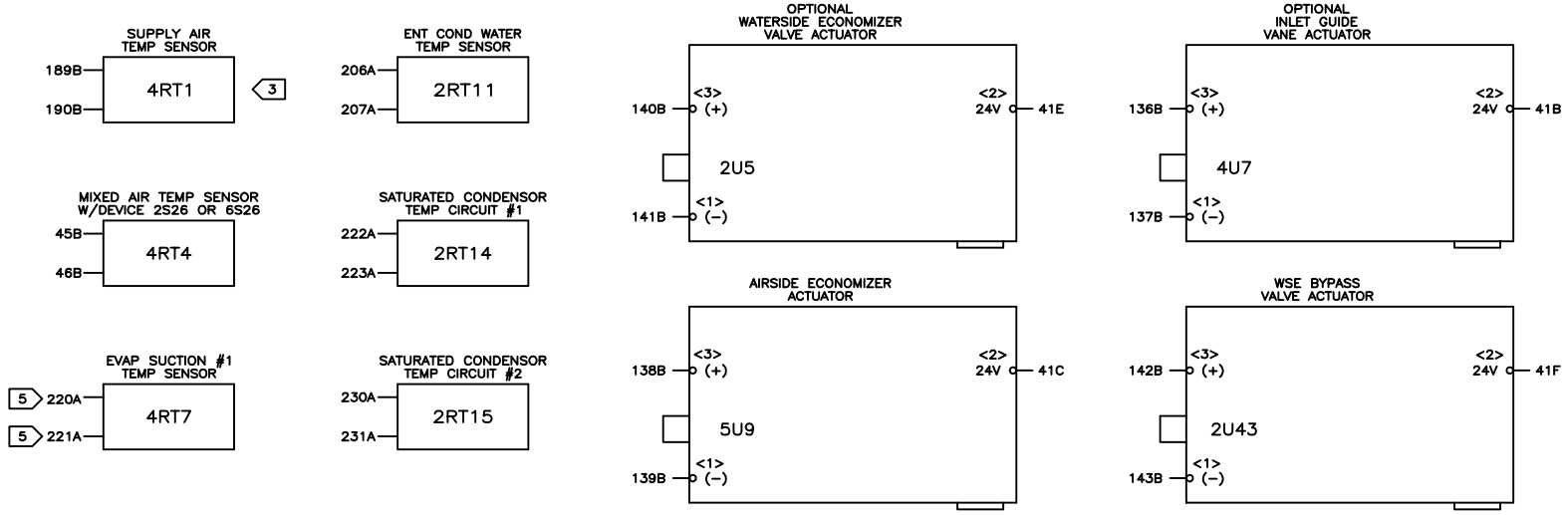

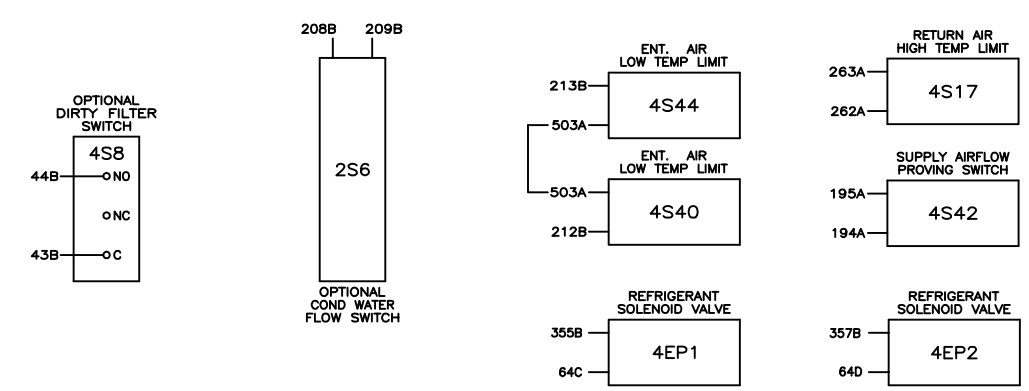

NOTICE

USE COPPER CONDUCTORS ONLY!

UNIT TERMINALS ARE NOT DESIGNED TO ACCEPT OTHER TYPES OF CONDUCTORS.

FAILURE TO DO THE ABOVE COULD RESULT IN EQUIPMENT DAMAGE.

AVIS

N'UTILISER QUE DES CONDUCTEURS EN CUIVRE!

LES BORNES DE L'UNITÉ NE SONT PAS CONÇUES POUR RECEVOIR D'AUTRES TYPES DE CONDUCTEURS.

FAIRE DÉFAUT À LA PROCÉDURE CI–DESSUS PEUT ENTRAÎNER DES DOMMAGES À L'ÉQUIPEMENT.

AVISO

¡UTILICE ÚNICAMENTE CONDUCTORES DE COBRE!

LAS TERMINALES DE LA UNIDAD NO ESTÁN DISEÑADAS PARA ACEPTAR OTROS TIPOS DE CONDUCTORES.
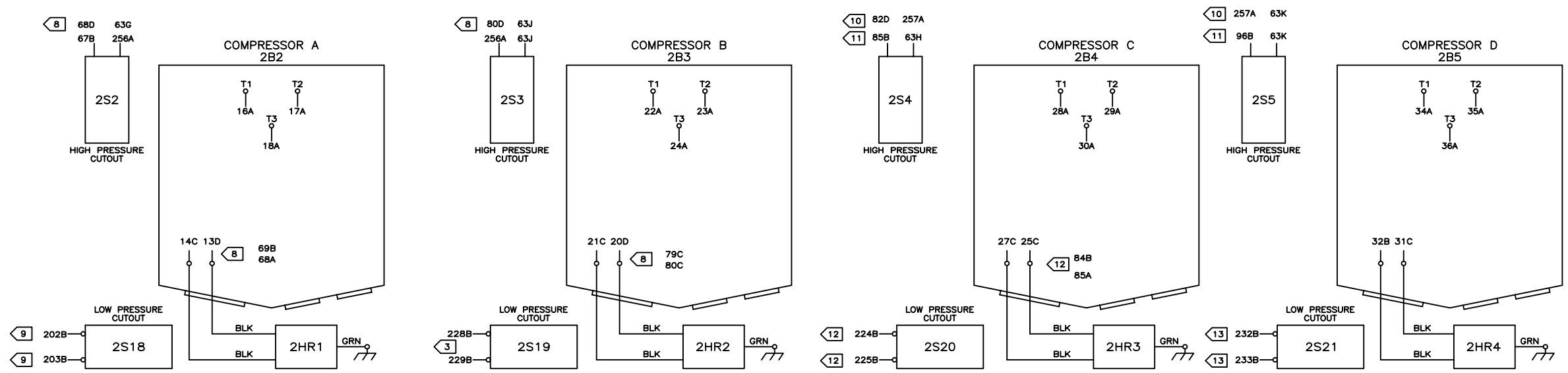
NO SEGUIR LAS INSTRUCCIONES ANTERIORES PUEDE PROVOCAR DAÑOS EN EL EQUIPO.