DEVICE PREFIX CODE:
1 = MAIN UNIT CONTROL PANEL
3 = BURNER CONTROL PANEL
4 = UNIT MOUNTED DEVICE
5 = CUSTOMER PROVIDED DEVICE

IF UNITS TOLERANCES, TRADE STD. DEVIATIONS UNLESS OTHERWISE SPECIFIED
X ±0
XX ±1
XXX ±.5
ANGLES ±.5 HOLE DIA ±.5
CONFORMS TO ASME Y14.5M-1994
FINISH ✓

AUTOCAD DO NOT SCALE PRINT
DRAWN BY: TJM, BLUE
DATE: 2-1-97
SHEET NO. 2307-8233

THE TRANE COMPANY A DIVISION OF AMERICAN STANDARD INC.

CONNECTION DIAGRAM

BURNER WIRING VARIATION "F"
NATURAL GAS OR LP GAS
HORIZON ABDA 1200-1600 UNITS

2307-8236 REV A

– SHEET 3 OF 3 –

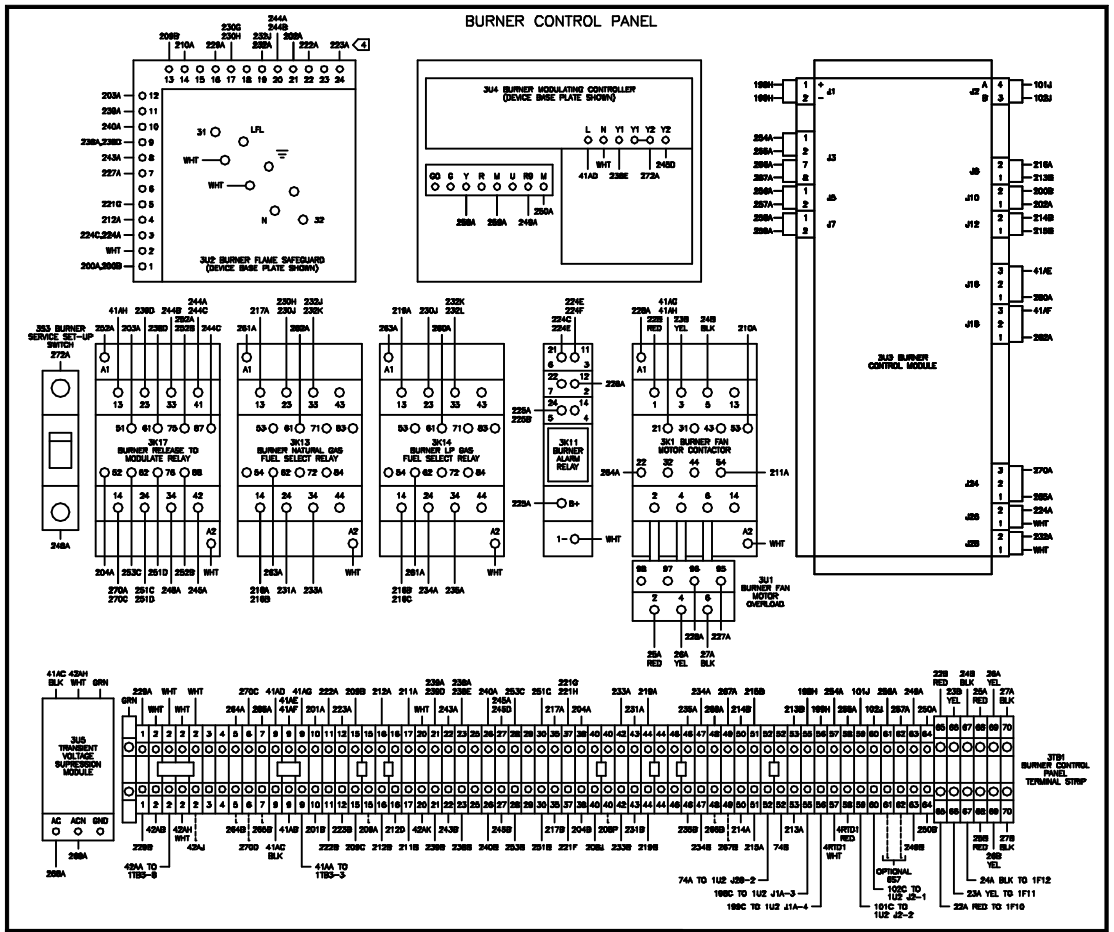

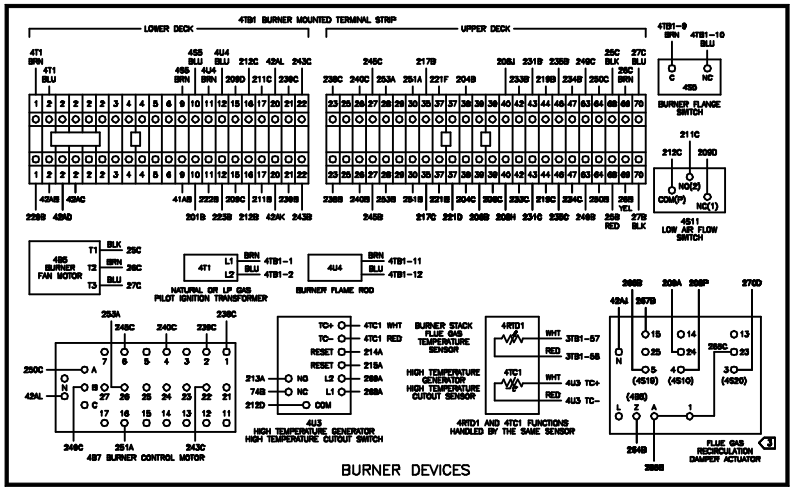

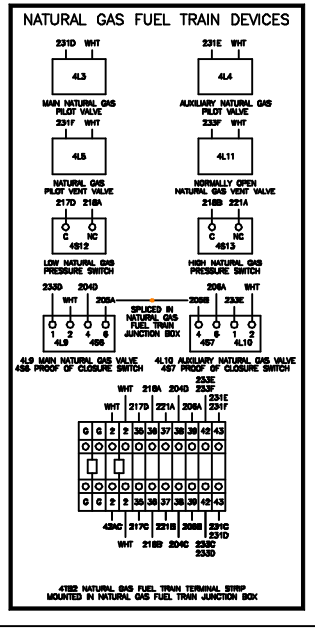

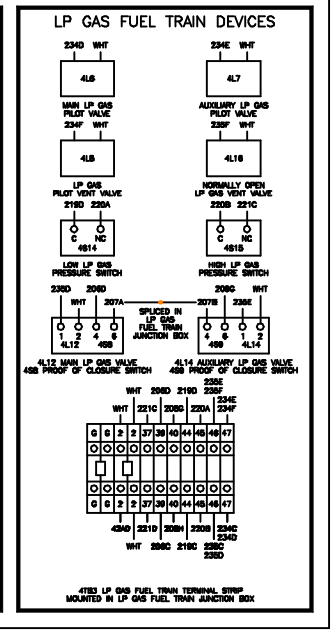

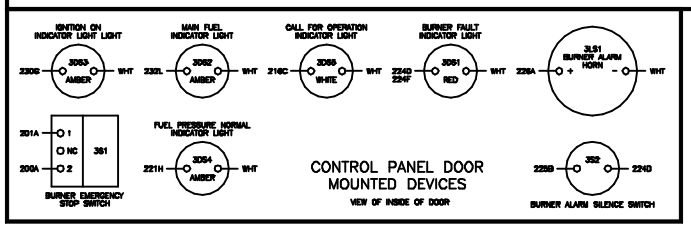

⚠ WARNING

HAZARDOUS VOLTAGE!
DISCONNECT ALL ELECTRIC POWER INCLUDING REMOTE DISCONNECTS BEFORE SERVICING.
FAILURE TO DISCONNECT POWER BEFORE SERVICING CAN CAUSE SEVERE PERSONAL INJURY OR DEATH.

⚠ AVERTISSEMENT

VOLTAGE HAZARDEUX!
DECONNECTEZ TOUTES LES SOURCES ÉLECTRIQUES INCLUANT LES DÉSJONCTEURS SITUÉS À DISTANCE AVANT D'EFFECTUER L'ENTRETIEN.
FAUTE DE DÉCONNECTER LA SOURCE ÉLECTRIQUE AVANT D'EFFECTUER L'ENTRETIEN PEUT ENTRAÎNER DES BLESSURES CORPORELLES SÉVÈRES OU LA MORT.

⚠ CAUTION

USE COPPER CONDUCTORS ONLY!
UNIT TERMINALS ARE NOT DESIGNED TO ACCEPT OTHER TYPES OF CONDUCTORS.
FAILURE TO DO SO MAY CAUSE DAMAGE TO THE EQUIPMENT.

NOTE:

1. REFER TO DRAWING 2307-8226 FOR MAIN UNIT CONTROL PANEL MOUNTED DEVICES AND WIRING. REFER TO DRAWING 2307-8227 FOR UNIT MOUNTED DEVICES AND WIRING.
2. DASHED LINES INDICATE DEVICES AND WIRING TO BE PROVIDED BY CUSTOMER. REFER TO THE AS-BUILT SCHEMATIC WIRING AND UNIT FIELD CONNECTION DIAGRAMS SUPPLIED WITH THE UNIT TO DETERMINE THE ACTUAL CUSTOMER SUPPLIED DEVICES AND WIRING REQUIRED ON THE UNIT.

3 4B5 DAMPER ACTUATOR, 4S10 DAMPER PROOF OF CLOSURE SWITCH, 4S10 DAMPER PROOF OF OPENING SWITCH AND 4S22 DAMPER PROOF OF OPEN SWITCH ARE LOCATED IN THE FLUE GAS RECIRCULATION DAMPER ACTUATOR HOUSING. THIS PROVIDES DEVICE WIRING IN CONDUIT FOR FIELD CONNECTION BY CUSTOMER TO THE 3U81 TERMINAL STRIP, AS INDICATED BY DASHED LINE WIRE NUMBERS.

4 WIRE 223A CONNECTS TO TERMINAL 24 ON STANDARD DUTY BURNERS AND TO TERMINAL 23 ON CONTINUOUS DUTY BURNERS. REFER TO THE UNIT ENERGY SOURCE LISTED ON THE SALES ORDER TO DETERMINE THE BURNER TYPE SUPPLIED WITH THE UNIT.