DEVICE PREFIX CODE:

1 = MAIN UNIT CONTROL PANEL
3 = BURNER CONTROL PANEL
4 = UNIT MOUNTED DEVICE
6 = CUSTOMER PROVIDED DEVICE

IF UNITS DELIVERED, TRANS ARE ESTABLISHED UNLESS OTHERWISE SPECIFIED

X ±1
.XX ±.5
.XXX ±.25

ANGLES ±5 HOLE DIA ±3

CONFORMS TO ASME Y14.5M-1994

FINISH ✓

AUTOCAD
DO NOT SCALE PRINT

Y.K. Kolb
REV. 4-1-97
REV. 5-1-97
2307-8231

FEDERAL BOILER COMPANY
LENNOX
MINNEAPOLIS, MINNESOTA 55413

THIS DRAWING IS THE PROPERTY OF FEDERAL BOILER COMPANY AND MUST BE RETURNED ON REQUEST. REPRODUCTION OR DISCLOSURE TO OTHERS IS PROHIBITED WITHOUT WRITTEN PERMISSION.

2307-8234 REV B

CONNECTION DIAGRAM
BURNER WIRING VARIATION "B"
NATURAL GAS ONLY
HORIZON ASDA 1300-1650 UNITS

– SHEET 3 OF 3 –

BURNER CONTROL PANEL

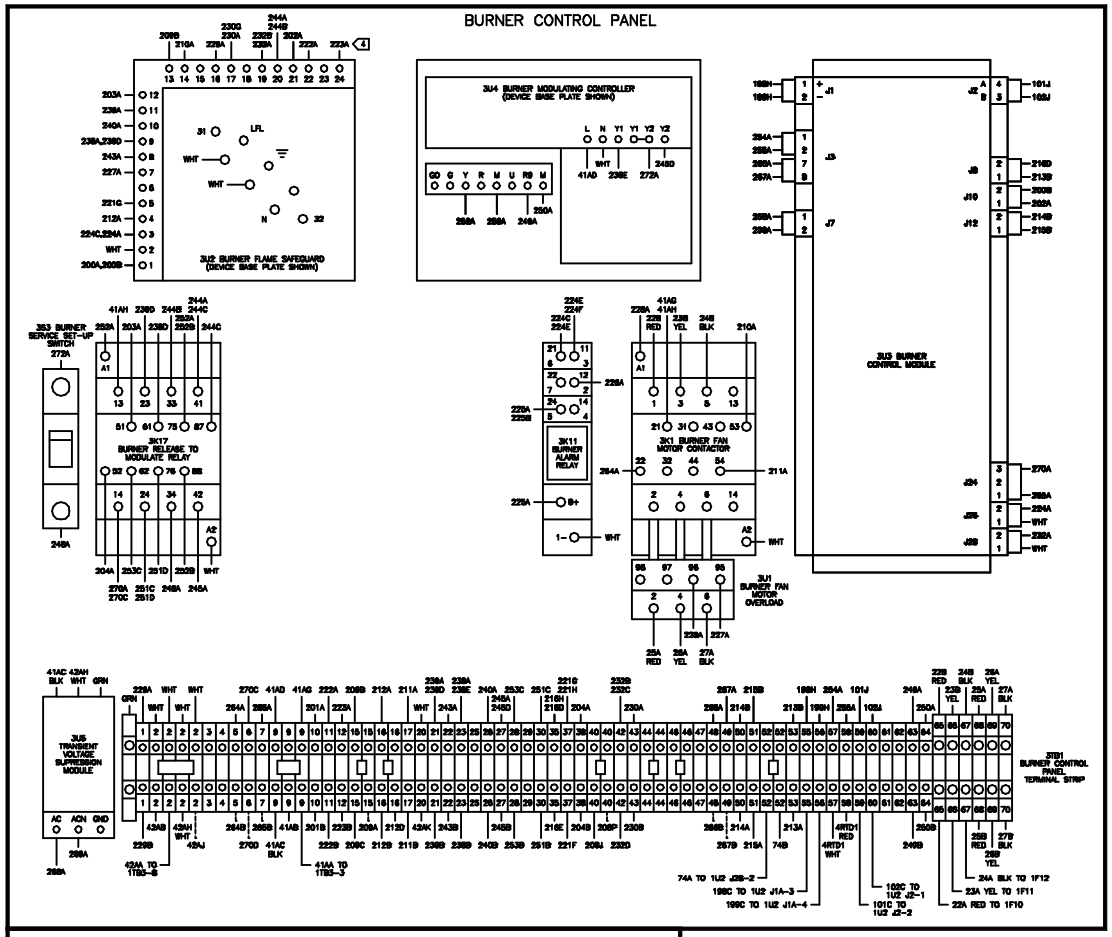

BURNER DEVICES

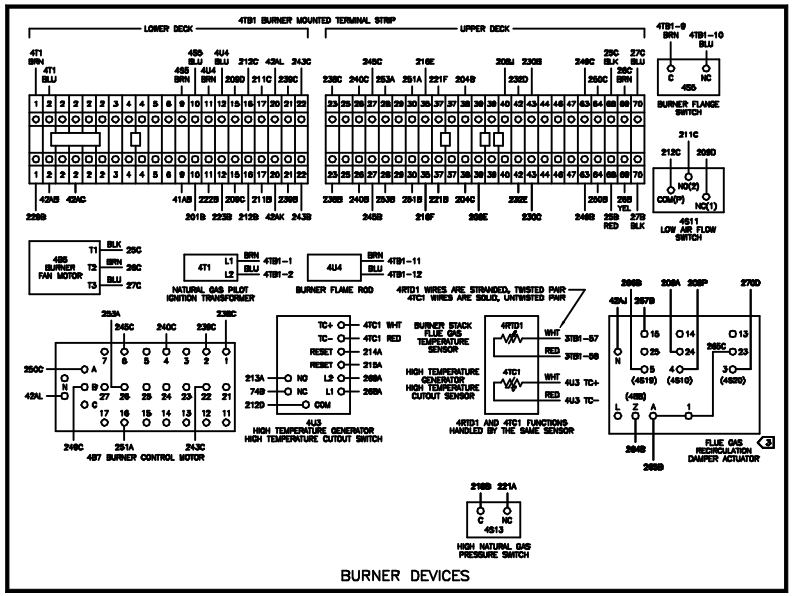

NATURAL GAS FUEL TRAIN DEVICES

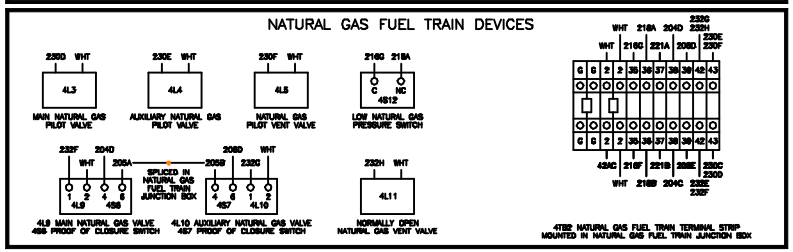

CONTROL PANEL DOOR MOUNTED DEVICES

VIEW OF INSIDE OF DOOR

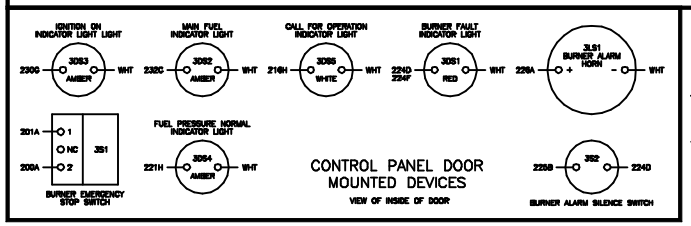

NOTE:

1. REFER TO DRAWING 2307-8229 FOR MAIN UNIT CONTROL PANEL MOUNTED DEVICES AND WIRING. REFER TO DRAWING 2307-8227 FOR UNIT MOUNTED DEVICES AND WIRING.
2. DASHED LINES INDICATE DEVICES AND WIRING TO BE PROVIDED BY CUSTOMER. REFER TO THE AS-BUILT SCHEMATIC WIRING AND UNIT FIELD CONNECTION DIAGRAMS SUPPLIED WITH THE UNIT TO DETERMINE THE ACTUAL CUSTOMER SUPPLIED DEVICES AND WIRING REQUIRED ON THE UNIT.
3. 4S6 DAMPER ACTUATOR, 4S10 DAMPER PROOF OF CLOSURE SWITCH, 4S13 DAMPER PROOF OF OPENING SWITCH AND 4S9C DAMPER PROOF OF OPEN SWITCH ARE LOCATED IN THE FLUE GAS RECIRCULATION DAMPER ACTUATOR ASSEMBLY. THESE PROVIDED DEVICE WIRING IS CONSIST FOR FIELD CONNECTION BY CUSTOMER TO THE 3TB1 TERMINAL STRIP, AS INDICATED BY DASHED LINE WIRE NUMBERS.
4. WIRE 223A CONNECTS TO TERMINAL 24 ON STANDARD DUTY BURNERS AND TO TERMINAL 23 ON CONTINUOUS DUTY BURNERS. REFER TO THE UNIT ENERGY SOURCE LISTED ON THE SALES ORDER TO DETERMINE THE BURNER TYPE SUPPLIED WITH THE UNIT.

⚠ WARNING

HAZARDOUS VOLTAGE!

DISCONNECT ALL ELECTRIC POWER INCLUDING REMOTE DISCONNECTS BEFORE SERVICING.

FAILURE TO DISCONNECT POWER BEFORE SERVICING CAN CAUSE SEVERE PERSONAL INJURY OR DEATH.

⚠ AVERTISSEMENT

VOLTAGE HASARDEUX!

DECONNECTEZ TOUTES LES SOURCES ELECTRIQUES INCLUANT LES DISJONCTEURS SITUES A DISTANCE AVANT D'EFFECTUER L'ENTRETIEN.

FAUTE DE DECONNECTER LA SOURCE ELECTRIQUE AVANT D'EFFECTUER L'ENTRETIEN PEUT ENTRAINER DES BLESSURES CORPORELLES SEVERES OU LA MORT.

⚠ CAUTION

USE COPPER CONDUCTORS ONLY!

UNIT TERMINALS ARE NOT DESIGNED TO ACCEPT OTHER TYPES OF CONDUCTORS.

FAILURE TO DO SO MAY CAUSE DAMAGE TO THE EQUIPMENT.