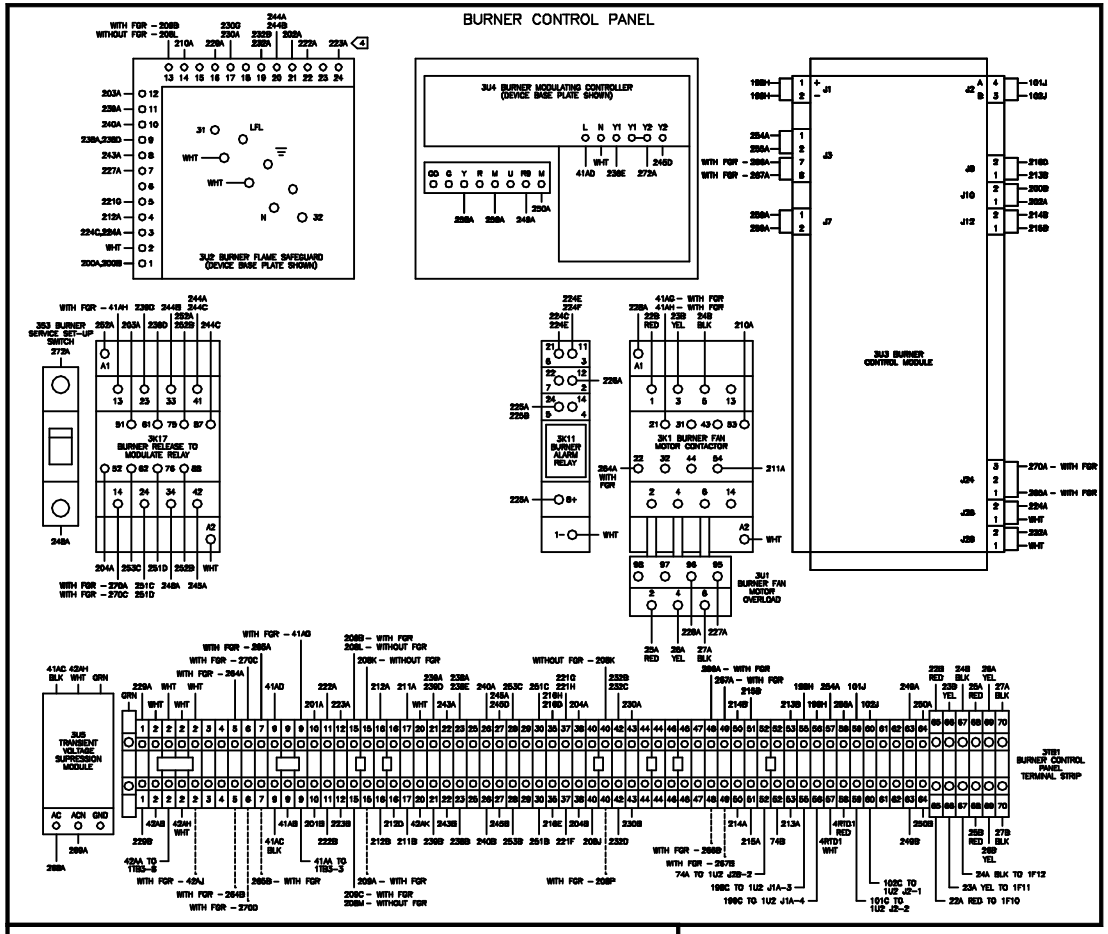

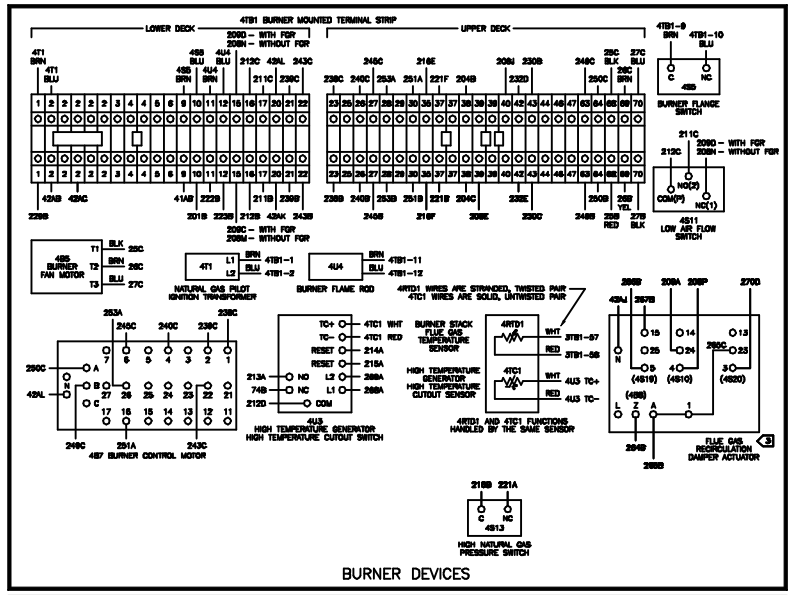

BURNER DEVICES

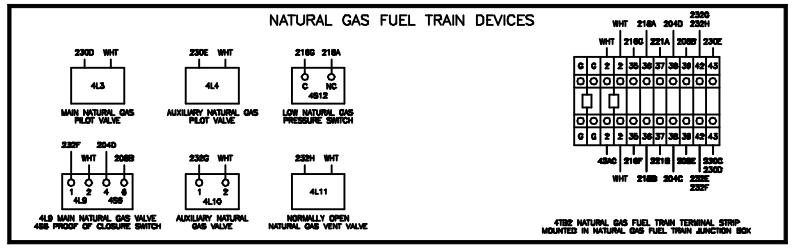

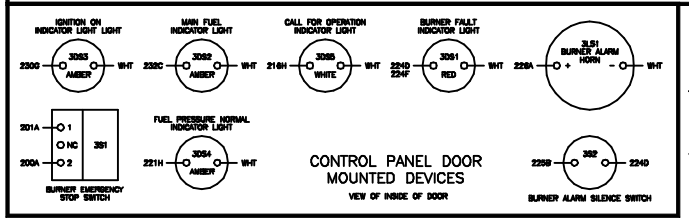

CONTROL PANEL DOOR MOUNTED DEVICES

VIEW OF INSIDE OF DOOR

NOTE:

1. REFER TO DRAWING 2307–8226 FOR MAIN UNIT CONTROL PANEL MOUNTED DEVICES AND WIRING. REFER TO DRAWING 2307–8227 FOR UNIT MOUNTED DEVICES AND WIRING.
2. DASHED LINES INDICATE DEVICES AND WIRING TO BE PROVIDED BY CUSTOMER. REFER TO THE AS-BUILT SCHEMATIC WIRING AND UNIT FIELD CONNECTION DIAGRAMS SUPPLIED WITH THE UNIT TO DETERMINE THE ACTUAL CUSTOMER SUPPLIED DEVICES AND WIRING REQUIRED ON THE UNIT.
3. FLUE GAS RECIRCULATION (FGR) CIRCUITRY IS PROVIDED ON 230 THRU 590 TON UNITS ONLY WITH ULTRA LOW–NOx (<20 PPM) BURNER OR ON 575 THRU 1150 TON UNITS ONLY WITH LOW–NOx (<20 PPM) BURNER. 4S2 DAMPER ACTUATOR, 4S10 DAMPER PROOF OF CLOSURE SWITCH, 4S10 DAMPER PROOF OF OPENING SWITCH AND 4S9 DAMPER TO OPEN SWITCH ARE LOCATED IN THE FLUE GAS RECIRCULATION DAMPER ACTUATOR HOUSING. THESE PROVIDED DEVICE WIRING IS CONSUP FOR FIELD CONNECTION BY CUSTOMER TO THE 3TB1 TERMINAL STRIP, AS INDICATED BY DASHED LINE WIRE NUMBERS.
4. WIRE 223A CONNECTS TO TERMINAL 24 ON STANDARD DUTY BURNERS AND TO TERMINAL 23 ON CONTINUOUS DUTY BURNERS. REFER TO THE UNIT ENERGY SOURCE LISTED ON THE SALES ORDER TO DETERMINE THE BURNER TYPE SUPPLIED WITH THE UNIT.

DEVICE PREFIX CODES

1 = MAIN UNIT CONTROL PANEL
3 = BURNER CONTROL PANEL
4 = UNIT MOUNTED DEVICE
6 = CUSTOMER PROVIDED DEVICE

IP UNITS: TOLERANCES TRANS. BTD EN1100000 UNLESS OTHERWISE SPECIFIED

X ±1/16
XX ±1/32
XXX ±1/64

FINISH √

ANGLES ±½ HOLE DIA ±½

CONFORMS TO ASME Y14.5M–1994

AATRDAD DO NOT SCALE PRINT

TITLE: CONNECTION DIAGRAM BURNER WIRING VARIATION "B" NATURAL GAS ONLY HORIZON ASDA 220–1150 UNITS

DATE: 6–1–97

DRAWING NO. 2307–8231

SHEET 3 OF 3

REVISIONS

2307–8231 B

⚠ WARNING / ⚠ AVERTISSEMENT

HAZARDOUS VOLTAGE!

DISCONNECT ALL ELECTRIC POWER INCLUDING REMOTE DISCONNECTS BEFORE SERVICING.

FAILURE TO DISCONNECT POWER BEFORE SERVICING CAN CAUSE SEVERE PERSONAL INJURY OR DEATH.

VOLTAGE HASARDEUX!

DECONNECTEZ TOUTES LES SOURCES ELECTRIQUES INCLUANT LES DISJONCTEURS SITUES A DISTANCE AVANT D'EFFECTUER L'ENTRETIEN.

FAUTE DE DECONNECTER LA SOURCE ELECTRIQUE AVANT D'EFFECTUER L'ENTRETIEN PEUT ENTRAINER DES BLESSURES CORPORELLES SEVERES OU LA MORT.

⚠ CAUTION

USE COPPER CONDUCTORS ONLY!

UNIT TERMINALS ARE NOT DESIGNED TO ACCEPT OTHER TYPES OF CONDUCTORS.

FAILURE TO DO SO MAY CAUSE DAMAGE TO THE EQUIPMENT.