DEVICE PREFIX CODE:

1 = MAIN UNIT CONTROL PANEL
3 = BURNER CONTROL PANEL
4 = UNIT MOUNTED DEVICE
6 = CUSTOMER PROVIDED DEVICE

IF UNITS TOLERANCES, TRANS ECD 2201002DF UNLESS OTHERWISE SPECIFIED
.X ±0
.XX ±0
.XXX ±0
ANGLES ±0 HOLE DIA ±0
CONFORMS TO ASME Y14.5M-1994

AUTOCAD DO NOT SCALE PRINT
FINISH √
FULL SOLID
DATE 5-1-97

THE TRANE COMPANY LA CROSSE, WISCONSIN

2307-8228 D

CONNECTION DIAGRAM
BURNER WIRING VARIATION "X"
NATURAL GAS ONLY
HORIZON ABDA 120-180 UNITS

- SHEET 3 OF 3 -

BURNER CONTROL PANEL

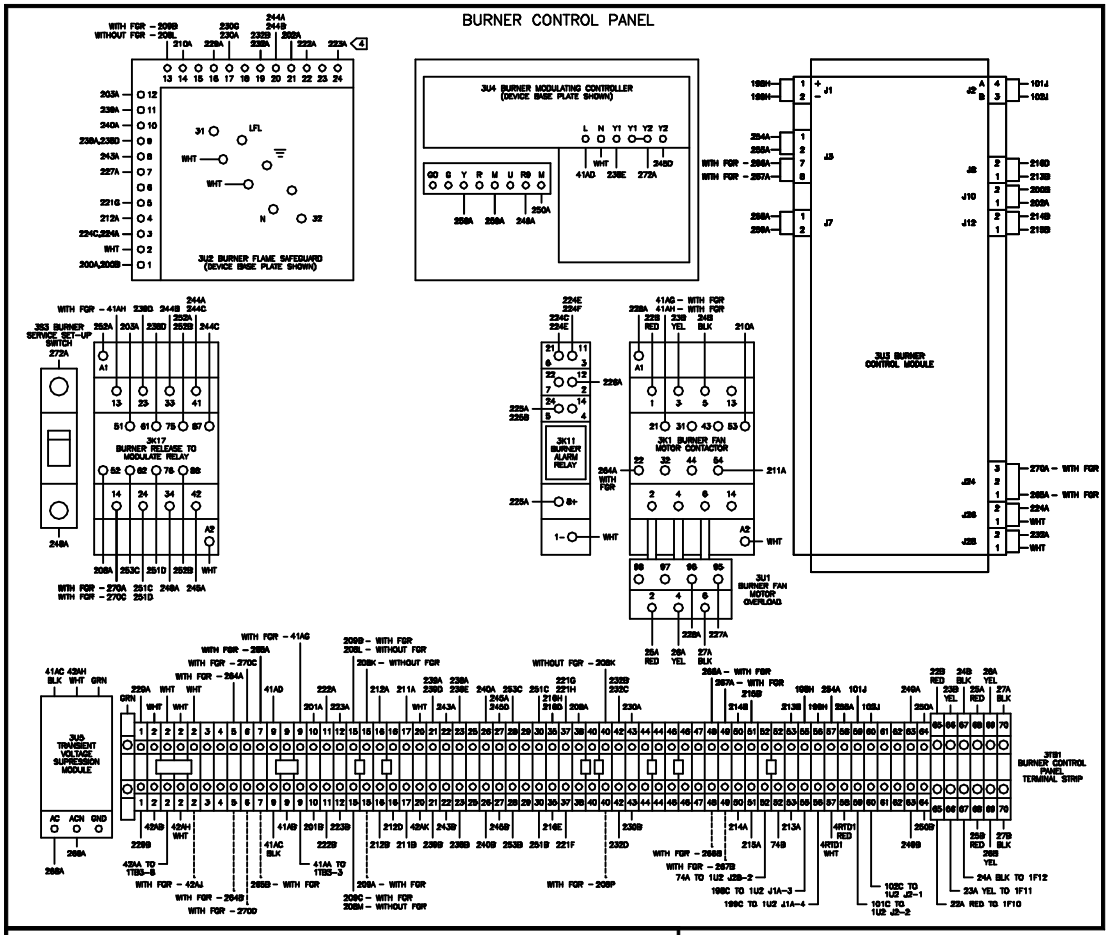

BURNER DEVICES

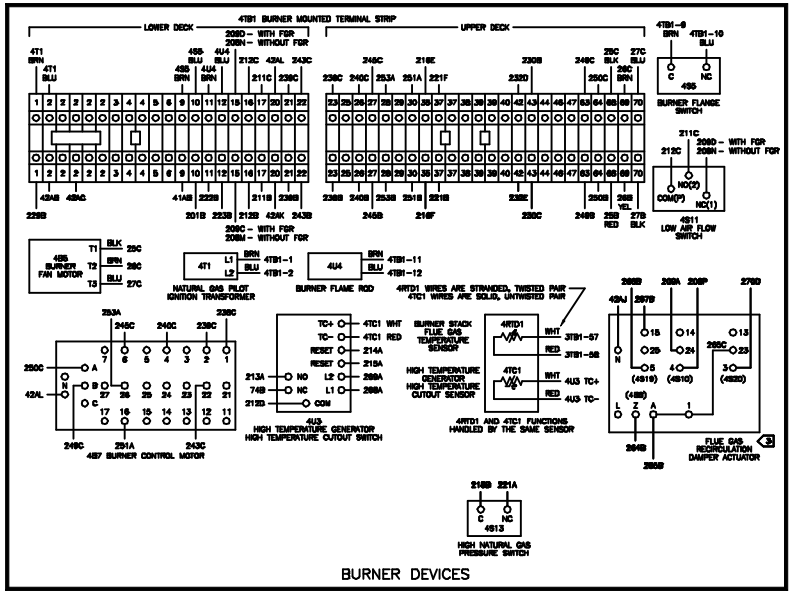

NATURAL GAS FUEL TRAIN DEVICES

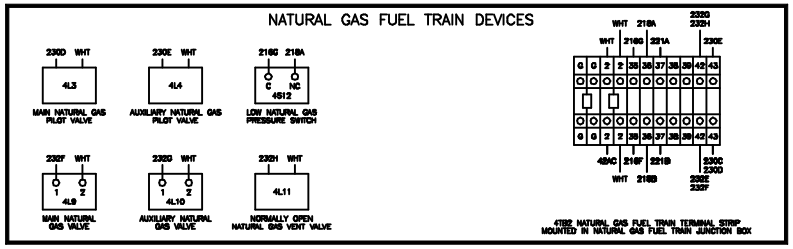

CONTROL PANEL DOOR MOUNTED DEVICES

VIEW OF INSIDE OF DOOR

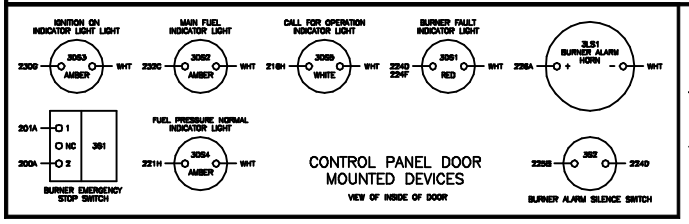

NOTE:

1. REFER TO DRAWING 2307-8226 FOR MAIN UNIT CONTROL PANEL MOUNTED DEVICES AND WIRING. REFER TO DRAWING 2307-8227 FOR UNIT MOUNTED DEVICES AND WIRING.
2. DASHED LINES INDICATE DEVICES AND WIRING TO BE PROVIDED BY CUSTOMER. REFER TO THE AS-BUILT SCHEMATIC WIRING AND UNIT FIELD CONNECTION DIAGRAMS SUPPLIED WITH THE UNIT TO DETERMINE THE ACTUAL CUSTOMER SUPPLIED DEVICES AND WIRING REQUIRED ON THE UNIT.
3. FLUE GAS RECIRCULATION (FGR) CIRCUITRY IS PROVIDED ON 120 THRU 180 TON UNITS ONLY WITH ULTRA LOW-NOx (<20 PPM) BURNER. 4S8 DAMPER ACTUATOR, 4S10 DAMPER PROOF OF CLOSURE SWITCH, 4S19 DAMPER PROOF OF OPENING SWITCH AND 4S20 DAMPER 10° OPEN SWITCH ARE LOCATED IN THE FLUE GAS RECIRCULATION DAMPER ACTUATOR HOUSING. THESE PROVIDED DEVICE WIRING IS CONSIST FOR FIELD CONNECTION BY CUSTOMER TO THE 3TB1 TERMINAL STRIP, AS INDICATED BY DASHED LINE WIRE NUMBERS.
4. WIRE 223A CONNECTS TO TERMINAL 24 ON STANDARD DUTY BURNERS AND TO TERMINAL 23 ON CONTINUOUS DUTY BURNERS. REFER TO THE UNIT ENERGY SOURCE LISTED ON THE SALES ORDER TO DETERMINE THE BURNER TYPE SUPPLIED WITH THE UNIT.

⚠ WARNING

HAZARDOUS VOLTAGE!

DISCONNECT ALL ELECTRIC POWER INCLUDING REMOTE DISCONNECTS BEFORE SERVICING.

FAILURE TO DISCONNECT POWER BEFORE SERVICING CAN CAUSE SEVERE PERSONAL INJURY OR DEATH.

⚠ AVERTISSEMENT

VOLTAGE HASARDEUX!

DECONNECTEZ TOUTES LES SOURCES ELECTRIQUES INCLUANT LES DISJONCTEURS SITUES A DISTANCE AVANT D'EFFECTUER L'ENTRETIEN.

FAUTE DE DECONNECTER LA SOURCE ELECTRIQUE AVANT D'EFFECTUER L'ENTRETIEN PEUT ENTRAINER DES BLESSURES CORPORELLES SEVERES OU LA MORT.

⚠ CAUTION

USE COPPER CONDUCTORS ONLY!

UNIT TERMINALS ARE NOT DESIGNED TO ACCEPT OTHER TYPES OF CONDUCTORS.

FAILURE TO DO SO MAY CAUSE DAMAGE TO THE EQUIPMENT.