



Light Commercial Rooftop Units for Burger King®



Less to install.
Less to maintain.
Less to operate.



Our light commercial rooftop units offer more and cost you less

When deciding which rooftop unit is best for your building, remember that the initial purchase is only part of the equation.

You'll save in every aspect of your budget when you choose Trane.

The superior engineering of our Precedent™ and Voyager™ Light Commercial rooftop units delivers high reliability, easier installation, less maintenance, reduced operating costs and less upfront expense.

In short, a lower total cost of ownership.

Easy on your budget

Trane Precedent and Voyager Light Commercial units offer superior engineering while delivering high efficiency air conditioning for new construction as well as replacement installations and retrofits. Unit efficiency surpasses EER minimum by 12%.

Precedent high-efficiency rooftop units are 15% more efficient than typical packaged equipment. Energy efficiency can be increased by adding Trane controls, installation, maintenance and Service Level Agreements.

Trane offers:


- Lower supply fan energy costs—a savings of 7-10%—when the unit operates in continuous fan operation mode
- Three stages of cooling on high efficiency, dual-compressor units for more precise temperature control, helping save money all year
- Industry-leading IEER, helping to stretch an energy budget and provide quicker payback on investment

Easy to install

These compact rooftop units fit into the same roofcurb as current models, reducing installation time and costs. Preconfigured units come with factory-installed options to eliminate expensive and time-consuming accessory field installations.

Easy on the roof

Models within the Precedent and Voyager Light Commercial lines are as much as 46% lighter than comparable units.



ReliaTel™ microprocessor controls are available on 3- to 25-ton units.

Easy to maintain

Trane Precedent and Voyager Light Commercial rooftop units offer easy access to filters, compressors and controls through single-side access doors.

- No belts. Precedent high efficiency units feature direct-drive fan motors, reducing maintenance requirements and costs.
- Test mode operation can indicate where potential problems exist, reducing overall service cost
- Unit designed for easy coil cleaning to eliminate maintenance time, thereby increasing unit efficiency

Improved indoor air quality

MERV 13 high efficiency filtration option reduces the amount of particles in the air and provides better air quality.

- CO₂ controls available to bring in more outside air when occupancy levels are high
- Hot gas reheat available for humidity control
- Cleanable dual sloped drain pans to reduce microbial growth

Quiet operation

Select models of Precedent Light Commercial units include an ultra quiet plenum fan, which enables them to meet or exceed rigorous requirements for acoustic standards compliance.

Because of the plenum fan and other sound mitigating design techniques—along with software modeling tools such as the Trane Acoustics Program—these units can provide a cost effective solution for your building and help deliver a quieter environment.



Right for Burger King®

Sometimes the slightest variation in temperature or humidity can cause customers to leave. So when selecting a light commercial rooftop unit for your building, remember that reliability and consistency can have a direct impact on your sales.

No one has more experience than Trane in keeping people comfortable in restaurants. We understand the correlation between indoor environment and profitability.

Trane Precedent and Voyager Light Commercial rooftop units consistently provide a clean, quiet, comfortable environment for customers and optimal humidity for moisture-sensitive products and property.

And with some of the highest energy efficiency ratings in the industry, your Trane rooftop unit will help you lower your operating costs—savings you can apply directly to your bottom line.

Replacing equipment can dramatically reduce energy costs.

One of the largest sources of energy consumption in your stores is your HVAC equipment. As equipment ages, it's more likely to run inefficiently or break down — requiring unbudgeted replacement or expensive repairs. When you are proactive in planning the replacement of old, worn-out units with new, energy-efficient equipment from Trane, you can maximize savings, minimize hassles and ensure reliable operation.

At Trane, we understand that:

- The comfort of customers and employees in your stores is a top priority — cool, clean, fresh air is a must
- You need a solution that works across all your stores
- Your capital dollars are limited and stretched across multiple utilities
- You want to make the most of your investments
- You need to be sure of a positive ROI before purchasing new equipment

Replacing your old HVAC equipment with modern, energy-efficient, cost-effective Trane® units can **improve your business.**

Whatever the case, it's important to have a partner who understands your business and can help find the best solution for your needs. Over the years, changes in how buildings are used and technological advances in the industry have created opportunities to “right-size” equipment, resulting in additional savings for you. As you evaluate the condition of your fleet, there are several factors to consider:

- Environmental condition of your facilities
- Indoor air quality (IAQ) impact on your sales if the unit breaks down
- Current age of the unit
- Repair time and materials costs
- Emergency replacement costs



Reduce energy costs

- Significant improvements in HVAC systems allow your organization to cut monthly costs and reduce your environmental impact.
- Heating and cooling systems make up approximately 38 percent of a building's energy usage¹
- Retail companies spend nearly \$20 billion on energy each year¹
- Energy savings of 10 percent can save costs equal to a 1.26 percent sales increase¹
- Replacing air-conditioning units that are just 10 years old may save 20-40 percent on cooling costs¹
- Updated energy management systems are proven to further reduce energy consumption

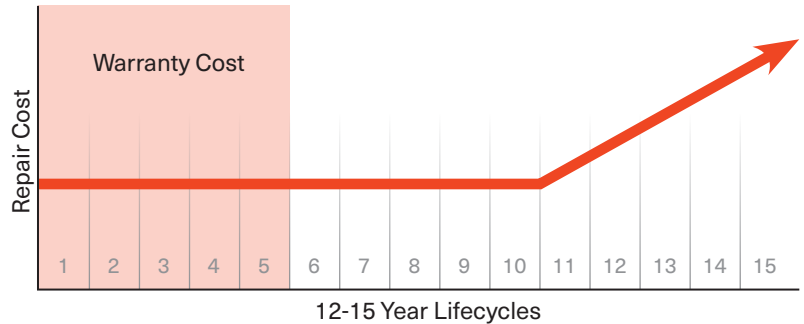
Avoid costly repairs and unexpected downtime

When older HVAC equipment breaks down, you're hit with unexpected repair costs, temporary rental expenses, disrupted customer spaces and a store that's too hot or cold. These costs add up to thousands of dollars per unit each year, not including loss of business revenue due to customer discomfort.

Replacing air-conditioning units that are just 10 years old may save 20%–40% on cooling costs.¹

These issues are most common in the last five years of a unit's life, because that's when key components begin wearing down and factory warranties start to expire. Continuing to repair the unit becomes counterproductive because you're only postponing the risk of another emergency in the near future. Proactively replacing aging equipment allows you to reinvest those funds in your organization, ensuring 24/7/365 comfort in your buildings, and dramatically reducing unexpected repair bills.

- 64 percent of retailers have HVAC preventive maintenance about 4 times/year²
- The average cost of retail HVAC repair and maintenance is 40 cents/sq. ft.²
- The average cost per service call is \$493²



The vast majority of equipment emergency repair costs occur in the final later years of a unit's lifecycle.

Case Study

Economic comparison

In a 15-year study of a typical retail building in Houston, Texas, we found that replacing four 10-year-old, 10-ton rooftop units (RTUs) with new, high-efficiency RTUs offered numerous financial advantages:

Old equipment vs. new equipment

Yearly Savings:	\$ 11,236
Yearly Utility Cost Savings:	\$ 4,836
Yearly Maintenance Cost Savings:	\$ 6,400
Initial Investment:	\$ 65,000
Rebate or Incentive:	\$ 5,500
Net Present Value:	\$ 148,250
Lifecycle Payback for New Equipment:	4.24 years

Internal Rate of Return (IRR) for New Equipment: 30.12%

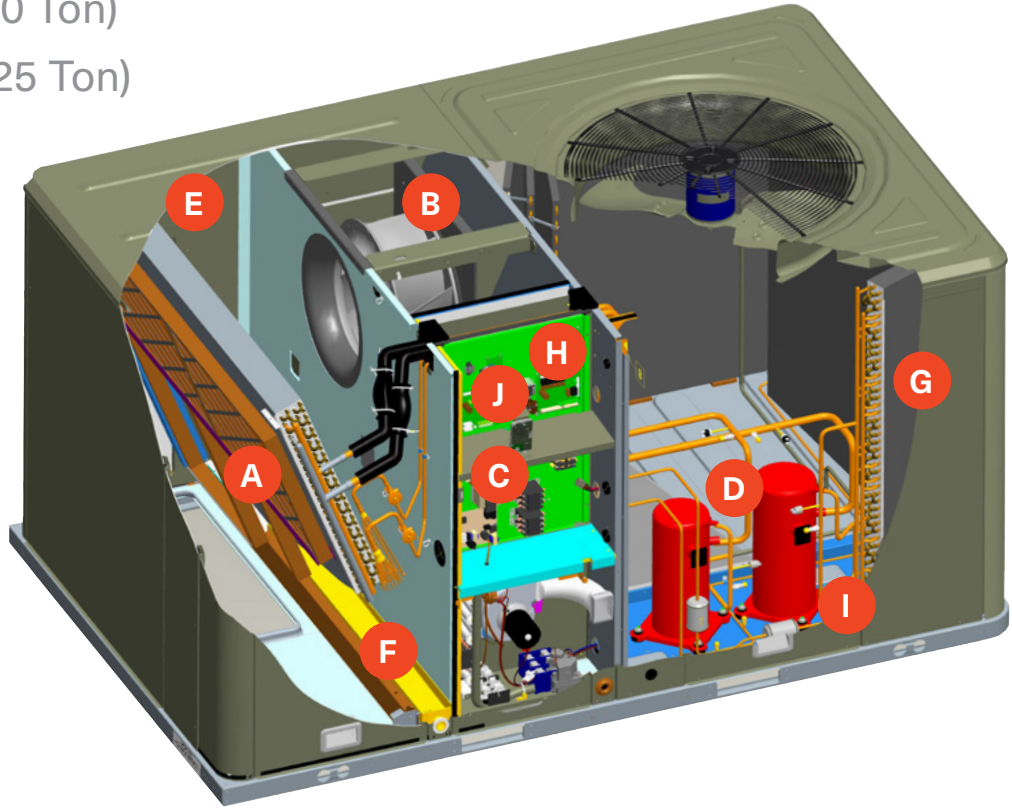
Source: Trane Option analyzer (Uses TRACE™ 700 engine). Assumption of increased service costs for older units vs. new units, based on industry averages.

¹ Source: ENERGY STAR
² Source: Green Retail Decisions

Light Commercial Rooftop Unit

Precedent™ (3 - 10 Ton)

Voyager™ (12.5 - 25 Ton)



Lower Cost of Ownership

- A MERV 13 Filter**
High efficiency filtration allows for delivering improved indoor air quality—a key qualifying component for LEED EQ credit 5.
- B Direct-Drive Plenum Fan***
Potential to achieve quieter operating environment. High efficiency, direct-drive fan allows for ease of service and overall lower cost of ownership. Easier start-up time in reducing overall time on the jobsite. No belts means less waste.
- C Phase Monitor**
Protects unit from phase reversal, loss of phase and voltage imbalance.
- D Three Stages of Cooling****
Enhanced comfort through matching cooling load, savings. Allows for increased part load efficiency.



More Efficient Servicing

- E Foil-Faced Insulation**
Edges captured and sealed, reducing chance for insulation fibers in the airstream. Easy to clean.
- F Drain Pan**
Non-corrosive, double sloped, reversible condensate drain pan is easy to clean and easy to install.
- G Condenser Coil**
Patent-pending multi-row condenser coil designed with gaps for easy cleaning.
- H Color-Coded**
Numbered wiring saves time and money when servicing and diagnosing the unit.
- I Hinged Access Doors**
Permit easy entry to the unit's service access areas. Also reduces opportunity for roof damage.
- J ReliaTel**
Microprocessor Controls Onboard diagnostics allows for easy startup and trouble shooting.

* Standard on all dual-compressor, high efficiency Precedent units

** Standard on all dual-compressor, high efficiency units

Specifications

Product Offering			COOLING DATA		HEATING DATA			PHYSICAL DATA	
	Nominal Size	Model (MBH)	Capacity	SEER/EER	Low	Med.	High	L x W x H (in.)	Shipping Weight (lbs.)
 Precedent™	3	T/YHC036F	38	15 SEER	60	80	120	69 x 44¼ x 36¼	637
	4	T/YHC048F	49	15 SEER	60	80	120	88 x 53¼ x 40	869
	5	T/YHC060F	62	15 SEER	60	80	130	88 x 53¼ x 40	984
	6	T/YHC072F	68	12.6	80	120	150	88 x 53¼ x 46	997
	7.5	T/YHC092F	89	13	120	150	200	99¾ x 63¼ x 50	1334
	8.5	T/YHC102F	98.2	13	120	150	200	99¾ x 63¼ x 50	1359
	10	T/YHC120F	119	12.5	150	200	250	99¾ x 63¼ x 50	1369
 Voyager™	12.5	T/YC*151F	149	12	-	150	200	122 x 85 x 54	2610
	15	T/YC*181F	181	12	-	250	350	122 x 85 x 54	2613
	17.5	T/YC*211F	215	12	-	250	350	122 x 85 x 64	2677
	20	T/YC*241F	264	11	-	250	400	122 x 85 x 64	2680
	25	T/YC*301F	285	11	-	250	400	122 x 85 x 64	2684

Industry-leading efficiencies up to 17.5 SEER

Five things to have it your way:

1. On-time delivery: Rooftop units and adapter curbs for Burger King® are in stock and ready to ship.
2. Rebates? Trane handles everything to ensure timely, full paybacks.
3. “Like new” peace of mind lasts up to 10 full years with Extended Warranty coverage.
4. Energy efficient equipment saves money and reduces carbon impact.
5. There is one phone number to remember, one team to call for nationwide Trane support.



Keep your rooftop unit performing at its peak

A properly maintained unit—which includes coil cleaning, filter change-outs and routine indoor fan maintenance—will retain its efficiency longer and result in an extended life and lower total cost of ownership.

Leverage financial benefits

Trane has developed a variety of financing options to help you complete a range of projects and maximize your HVAC systems investment.

- **Total Cost of Ownership** — It's important to consider installation costs, operating costs, service requirements and the expense of borrowing money when determining the best system to choose and the best way to buy it.
- **Energy Incentives and Rebates** — Organizations that install new HVAC equipment may be eligible for energy rebates, which can help offset the up-front costs of a new rooftop unit.
- **PrePay Discount** — By paying prior to shipment, you can finance the project at an attractive rate, gain immediate order approval, enhance your credit standing and reduce the purchase cost of new equipment.
- **Trane Leasing Services** — We specialize in providing creative financing solutions for business owners, so projects that are often difficult to finance can move forward without depleting existing working capital.

Planned replacement

Our representatives are experts in the Trane HVAC planned replacement program. Using DOE-qualified tools, including the Trane Option analyzer and TRACE 700, we can help you determine the positive financial impact of replacing old units with new.

From evaluating your current facilities to prioritizing which units need to be replaced to finding the right-sized equipment for your needs, Trane is your dedicated business partner from start to finish.

Trane offers a complete line of state-of-the-art, award-winning packaged rooftop units.

**Precedent™
Rooftop Systems**
3–10 tons



**Voyager™
Rooftop Systems**
12.5–25 tons



Contact your Trane representative by calling **800-872-6330**
or visit [Trane.com/retail](https://www.trane.com/retail) to learn more.

Contact information:

National Accounts Team

Phone: 407.660.1111

E-mail: BKHVAC@trane.com

Al Martinez

954.499.6900

ammartinez@trane.com

Chris St. John

407.660.1111

CSSTJOHN@trane.com



Trane – by Trane Technologies (NYSE: TT), a global climate innovator – creates comfortable, energy efficient indoor environments through a broad portfolio of heating, ventilating and air conditioning systems and controls, services, parts and supply. For more information, please visit [trane.com](https://www.trane.com) or [tranetechnologies.com](https://www.tranetechnologies.com).

All trademarks referenced in this document are the trademarks of their respective owners.

© 2020 Trane. All Rights Reserved.

SRV-SLB162-EN
07/02/2020