



Product Data

Trane Comfort Controls



Model TZON1050AC52ZA

Representative-only illustrations included in this document



22-1934-1B-EN

Product Data

Trane

Model: TCONT624AS42DA

Name: XL624

Product Specifications

SPECIFICATION	DESCRIPTION
Dimensions	5.9"w x 3.48"h x .94"d
Touchscreen Display	3.8"w x 2.3"h (4.3" diagonal)
Configurations	Heat Pump, Heat/Cool, Dual Fuel, Heat Only, Cooling Only
Maximum Number of Stages	4 Stages Heat, 2 Stages Cooling
Storage/Operating Temperature	-40°F to 175°F, 5% to 95% RH non-condensing
Input Power	24 VAC
Power Consumption	1.9 Watts Standby
Wire Usage	18 AWG
System Modes	Auto, Heating, Cooling, Off, Emergency Heat
Fan Modes	Auto, On, Circulate
Auxilliary Heat Lockout	32°F to 70°F
Compressor Heat Lockout	5°F to 70°F
Cooling Setpoint Temperature Range	60°F to 99°F, 1°F resolution
Heating Setpoint Temperature Range	55°F to 90°F, 1°F resolution
Indoor Temperature Display Range	20°F to 119°F
Outdoor Temperature Display Range	-31°F to 119°F
Indoor Humidity Display Range	0% to 99%, 1% resolution
Minimum Cycle Off Time Display	Compressor: 5 minutes, Indoor Heat: 1 minute

Features

- Z-wave connectivity
- Nexia™ smart home system compatible ①②
- Control from a smartphone, tablet, or computer ①②
- Geo Fencing ①②
- 4.3" diagonal black and white touchscreen
- 7 Day programmable with up to 4 schedules per day
- Humidity sensor and RH display
- Remote temperature sensor connections (1 indoor/1 outdoor)
- Auxiliary & compressor heat lockouts
- Auxiliary dry contact – control whole house humidifier or dehumidifier or ventilation system
- Enhanced dehumidification (cooling)
- Adjustable variable speed fan settings (PWM)
- Energy Savings Mode (ESM)
- Screen lock and guest lock
- Service test modes
- Upgradeable software
- Silver/Gray color
- Limited Warranty: 1 year Base/5 year Registered

Application:

HVAC system compatatibility:

Up to 4 Stages Heat/2Stages Cool

Conventional gas/electric, heat pump, dual fuel systems and standard boilers (baseboard & radiators)

Remote Indoor Sensor (optional): ZZSENSAL0400AA

Remote Outdoor Sensor (optional): BAYSEN01ATEMPA

Wall Cover Plate BAYCOVR800A

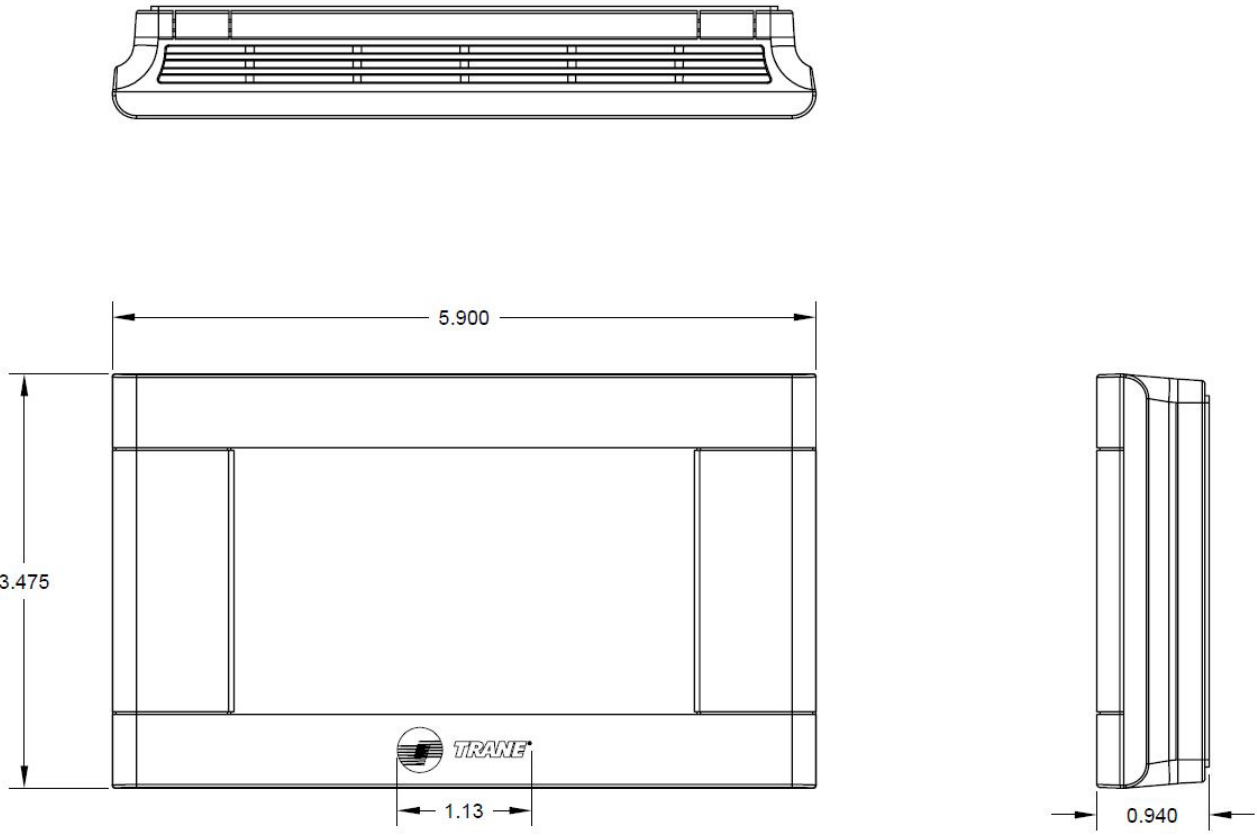
Product Data

Trane

Model: TCONT624AS42DA

Name: XL624

Outline Drawing



① Requires internet service, Nexia™ Bridge, and Nexia™ smart home system registration

② Accessory Nexia™ Bridge required

Product Data

Trane

Model: TCONT824AS52DA

Name: XL824

Product Specifications

SPECIFICATION	DESCRIPTION
Dimensions	5.43"w x 3.39"h x 1.30"d
Touchscreen Display	4.15"w x 2.65"h (4.3" diagonal)
Configurations	Heat Pump, Heat/Cool, Dual Fuel, Heat Only, Cooling Only
Maximum Number of Stages	5 Stages Heat, 2 Stages Cooling
Storage/Operating Temperature	-40°F to 175°F, 5% to 95% RH non-condensing
Input Power	24 VAC
Power Consumption	3VA typical, 7VA max
Wire Usage	18 AWG
System Modes	Auto, Heating, Cooling, Off, Emergency Heat
Fan Modes	Auto, On, Circulate
Auxilliary Heat Lockout	32°F to 70°F
Compressor Heat Lockout	5°F to 70°F
Cooling Setpoint Temperature Range	60°F to 99°F, 1°F resolution
Heating Setpoint Temperature Range	55°F to 90°F, 1°F resolution
Indoor Temperature Display Range	-40°F to 122°F
Outdoor Temperature Display Range	-40°F to 140°F
Indoor Humidity Display Range	0% to 100%, 1% resolution
Minimum Cycle Off Time Display	Compressor: 5 minutes, Indoor Heat: 1 minute

Features

- Wi-Fi (802.11 b/g/n) or Ethernet connection
- Control from a smartphone, tablet, or computer ①
- NEXIA™ Z-Wave Bridge Built Inside (Home Automation Hub)
- Connect over 200 Z-Wave devices
- Geo Fencing ①
- Nexia™ Diagnostics Ready ①
- Compatible with conventional 24 Volt systems
- Cooling, heating, heat pump, and dual fuel
- 7 Day programmable with up to six schedules per day
- Five day weather forecast, weather radar, and weather alerts ①
- Indoor relative humidity display and enhanced dehumidification
- 2 auxiliary dry contacts for control of: a whole house humidifier, dehumidifier, or ventilation system
- Test modes and alert diagnostics
- Upgradeable software
- Silver/Gray color
- Limited Warranty: 5 year Base/10 year Registered

Application:

HVAC system compatatibility:

Conventional gas/electric, heat pump, and dual fuel systems

Conventional boiler systems (forced air only)

Conventional HVAC systems:

2 Heat / 2 Cool

Heat Pump systems: Up to 5 stages heat / 2 stages cool (2 compressor heat - 3 auxiliary heat / 2 cooling)

Heat Pump switchover valve: Selectable "with cool or with heat"

Remote Indoor Sensor (optional): ZZSENSAL0400AA

Remote Outdoor Sensor (optional): BAYSEN01ATEMPA

PWM Circuit (BK terminal): controls indoor unit variable speed blowers

Product Data

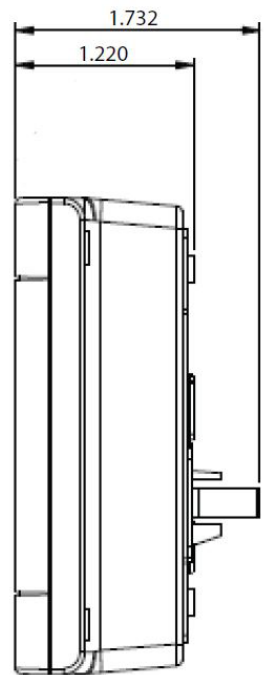
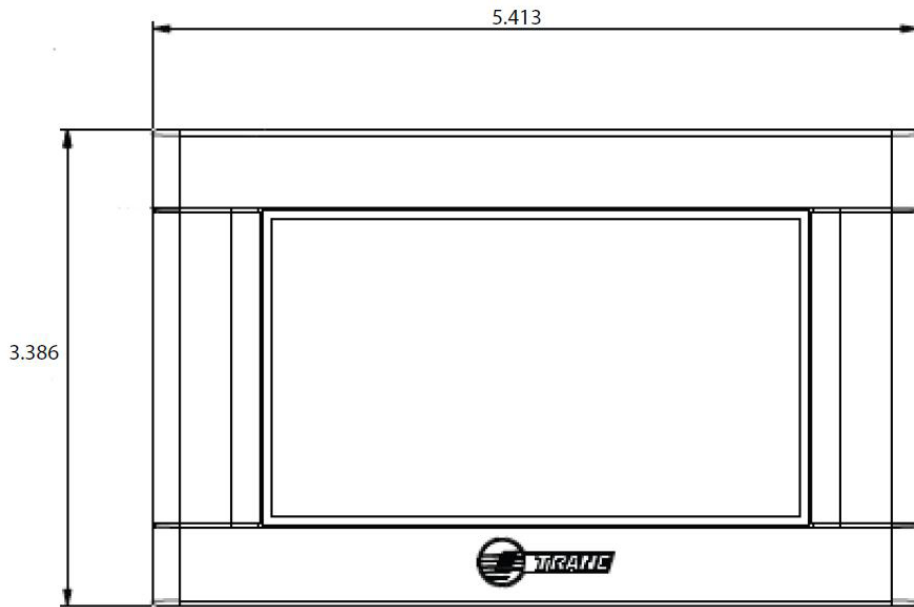
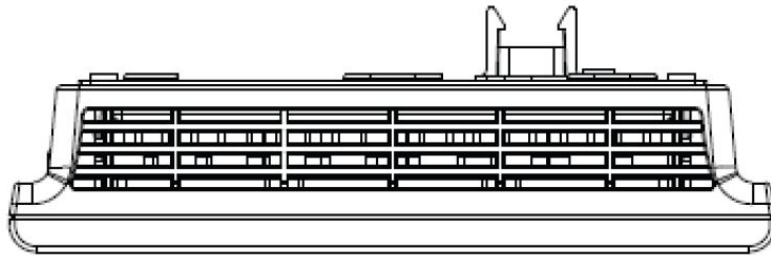
Trane

Model: TCONT824AS52DA

Name: XL824

Outline Drawing

Illustration of optional Ethernet connector (RJ-45 holder) included with control. Snaps into wall plate.



① Requires internet service and Nexia™ smart home system registration

Product Data

Trane

Model: TCONT850AC52UA

Name: XL850

Product Specifications

SPECIFICATION	DESCRIPTION
Dimensions	5.43"w x 3.39"h x 1.30"d
Touchscreen Display	4.15"w x 2.65"h (4.3" diagonal)
Communications	ComfortLink™ II 3-Wire Connection
Configurations	Heat Pump, Heat/Cool, Dual Fuel, Heat Only, Cooling Only
Maximum Number of Stages	5 Stages Heat, 2 Stages Cooling
Storage/Operating Temperature	-40°F to 175°F, 5% to 95% RH non-condensing
Input Power	24 VAC
Power Consumption	3VA typical, 7VA max
Wire Usage	18 AWG
System Modes	Auto, Heating, Cooling, Off, Emergency Heat
Fan Modes	Auto, On, Circulate
Auxilliary Heat Lockout	32°F to 70°F
Compressor Heat Lockout	5°F to 70°F
Cooling Setpoint Temperature Range	60°F to 99°F, 1°F resolution
Heating Setpoint Temperature Range	55°F to 90°F, 1°F resolution
Indoor Temperature Display Range	-40°F to 122°F
Outdoor Temperature Display Range	-40°F to 140°F
Indoor Humidity Display Range	0% to 100%, 1% resolution
Minimum Cycle Off Time Display	Compressor: 5 minutes, Indoor Heat: 1 minute

Features

- Wi-Fi (802.11 b/g/n) or Ethernet connection
- Control from a smartphone, tablet, or computer ①
- NEXIA™ Z-Wave Bridge Inside
- Connect over 200 Z-Wave devices
- Geo Fencing ①
- Nexia™Diagnostic's ready ①
- Compatible with ComfortLink™ II communicating systems
- Compatible with conventional 24 volt systems when used with relay panel BAY24VRPAC52**
- 7 Day programmable with up to six schedules per day
- Five day weather forecast, radar, and alerts ①
- Indoor relative humidity display and enhanced dehumidification
- Test modes and alert diagnostics
- Upgradable software
- Silver/Gray color
- Wall Cover Plate BAYCOVR800A
- Limited Warranty: 5 year Base/10 year Registered

Application:

HVAC system compatibility:

ComfortLink™ II communicating systems (variable speed and two stage).

Conventional gas/electric, heat pump, dual fuel systems, or boilers (forced air only) requires relay panel BAY24VRPAC52**. Relay panel controls up to 5 stages heat, 2 stages cool, with remote indoor and outdoor temperature sensor connections, humidifier, whole-house dehumidifier and ventilation system.

Product Data

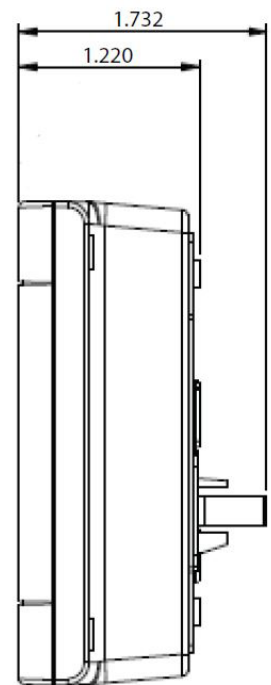
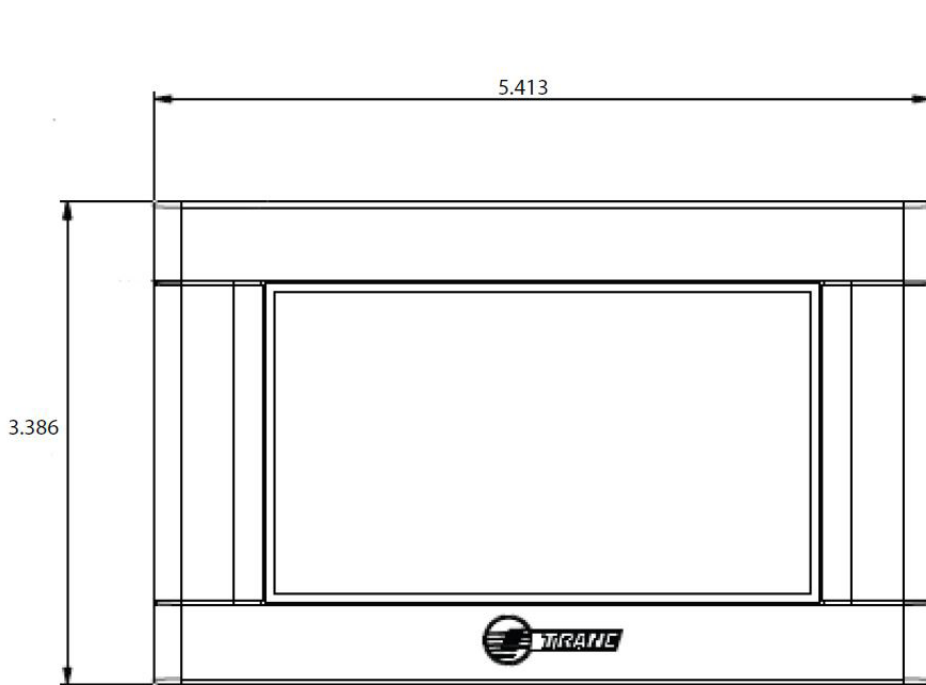
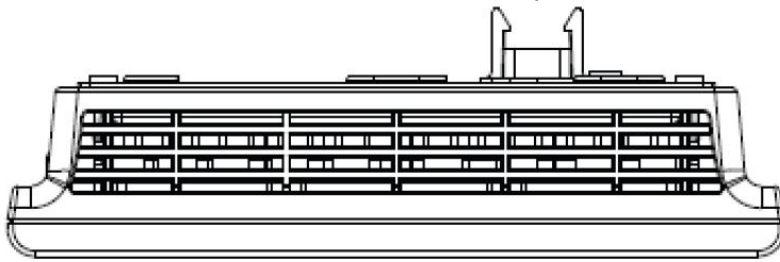
Trane

Model: TCONT850AC52UA

Name: XL850

Outline Drawing

Illustration of optional Ethernet connector (RJ-45 holder) included with control. Snaps into wall plate.



① Requires internet service and Nexia™ smart home system registration

Product Data

Trane

Model: TZONE950AC52ZB

Name: XL950

Product Specifications

SPECIFICATION	DESCRIPTION
Dimensions	7.3"w x 4.3"h x 1.20"d
Touchscreen Display	6.1"w x 3.6"h (7" diagonal)
Communications	ComfortLink™ II 3-Wire Connection
Configurations	Heat Pump, Heat/Cool, Dual Fuel, Heat Only, Cooling Only
Maximum Number of Stages	5 Stages Heat, 2 Stages Cooling
Storage/Operating Temperature	-40°F to 175°F, 5% to 95% RH non-condensing
Input Power	24 VAC
Power Consumption	5VA typical, 7VA max
Wire Usage	18 AWG
System Modes	Auto, Heating, Cooling, Off, Emergency Heat
Fan Modes	Auto, On, Circulate
Auxilliary Heat Lockout	32°F to 70°F
Compressor Heat Lockout	5°F to 70°F
Cooling Setpoint Temperature Range	60°F to 99°F, 1°F resolution
Heating Setpoint Temperature Range	55°F to 90°F, 1°F resolution
Indoor Temperature Display Range	20°F to 119°F
Outdoor Temperature Display Range	-31°F to 119°F
Indoor Humidity Display Range	0% to 99%, 1% resolution
Minimum Cycle Off Time Display	Compressor: 5 minutes, Indoor Heat: 1 minute

Features

- Wi-Fi (802.11 b/g/n)
- Control from a smartphone, tablet, or computer ①
- Compatible with ComfortLink™ II communicating systems
- Compatible with conventional 24 volt HVAC systems (requires BAY24VRPAC52**)
- NEXIA™ compatible and Geo Fencing ①
- 7 Day programmable with up to 6 schedules per day
- Five day weather forecast, radar and alerts ①
- Indoor relative humidity display
- Control up to 3 accessory devices with relay panel model BAY24VRPAC52**
 - Whole house humidifier, dehumidifier or ventilation system
- Test modes and diagnostic screens
- Nexia™ Diagnostics Ready ①
- Upgradeable software
- Silver/Gray color
- Limited Warranty: 5 year Base/10 year Registered

Application:

HVAC system compatibility:

ComfortLink™ II communicating systems (variable speed and two stage).

Conventional gas/electric, heat pump, dual fuel systems, or boilers (forced air only) requires relay panel BAY24VRPAC52**. Relay panel controls up to 5 stages heat, 2 stages cool, with remote indoor and outdoor temperature sensor connections, humidifier, whole-house dehumidifier and ventilation system.

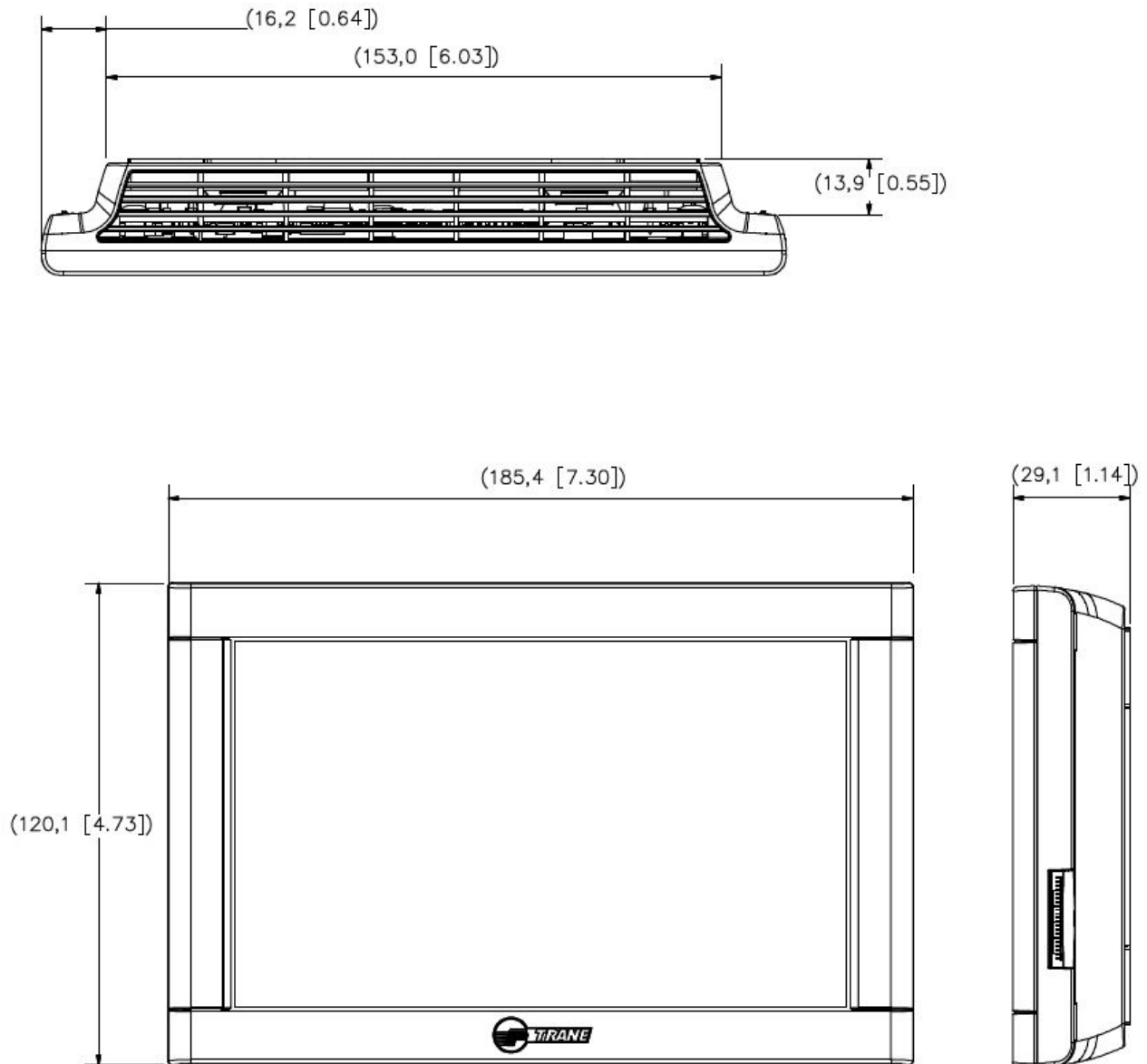
Product Data

Trane

Model: TZONE950AC52ZB

Name: XL950

Outline Drawing



① Requires internet service and Nexia™ smart home system registration

Product Data

Trane

Model: TZON1050AC52ZA

Name: XL1050

Product Specifications

SPECIFICATION	DESCRIPTION
Dimensions	7.3" w x 4.3" h x 1.20" d
Touchscreen Display	6.1" w x 3.3" h (7" diagonal)
Communications	ComfortLink™ II 3-Wire Connection
Configurations	Heat Pump, Heat/Cool, Dual Fuel, Heat Only, Cooling Only
Maximum Number of Stages	5 Stages Heat, 2 Stages Cooling
Storage/Operating Temperature	-40°F to 175°F, 5% to 95% RH non-condensing
Input Power	24 VAC from HVAC System (Range: 18-30 VAC)
Power Consumption	3W typical, 4.7W max
Wire Usage	18 AWG NEC approved control wiring
System Modes	Auto, Heating, Cooling, Off, Emergency Heat
Fan Modes	Auto, On, Circulate
Auxiliary Heat Lockout	32°F to 70°F
Compressor Heat Lockout	5°F to 70°F
Cooling Setpoint Temperature Range	60°F to 99°F, 1°F resolution
Heating Setpoint Temperature Range	55°F to 90°F, 1°F resolution
Indoor Temperature Display Range	20°F to 119°F
Outdoor Temperature Display Range	-40°F to 135°F
Indoor Humidity Display Range	0% to 99%, 1% resolution
Minimum Cycle Off Time Display	Compressor: 5 minutes, Indoor Heat: 1 minute

Features

- Wi-Fi (802.11 b/g/n) or Ethernet connection
- Control from a smartphone, tablet, or computer ①
- Nexia™ Z-Wave Bridge Inside
- Connect over 200 Z-Wave devices
- Geo Fencing ①
- Nexia™ Diagnostics ready
- Compatible with ComfortLink™ II communicating systems
- Compatible with conventional 24 volt systems when used with relay panel BAY24VRPAC52**
- Zoning ready - requires zone panel(s), zone controls and dampers purchased separately
- 7 Day programmable with up to four schedules per day
- Five day weather forecast, radar, and alerts ①
- Indoor relative humidity display and enhanced dehumidification
- Test modes and alert diagnostics
- Upgradable software
- Designer silver metallic color
- Limited Warranty: 5 year Base/10 year Registered

Application:

HVAC system compatibility:

ComfortLink™ II communicating systems (variable speed and two stage).

Conventional gas/electric, heat pump, dual fuel systems, or boilers (forced air only) requires relay panel BAY24VRPAC52**. Relay panel controls up to 5 stages heat, 2 stages cool, with remote indoor and outdoor temperature sensor connections, humidifier, whole-house dehumidifier and ventilation system.

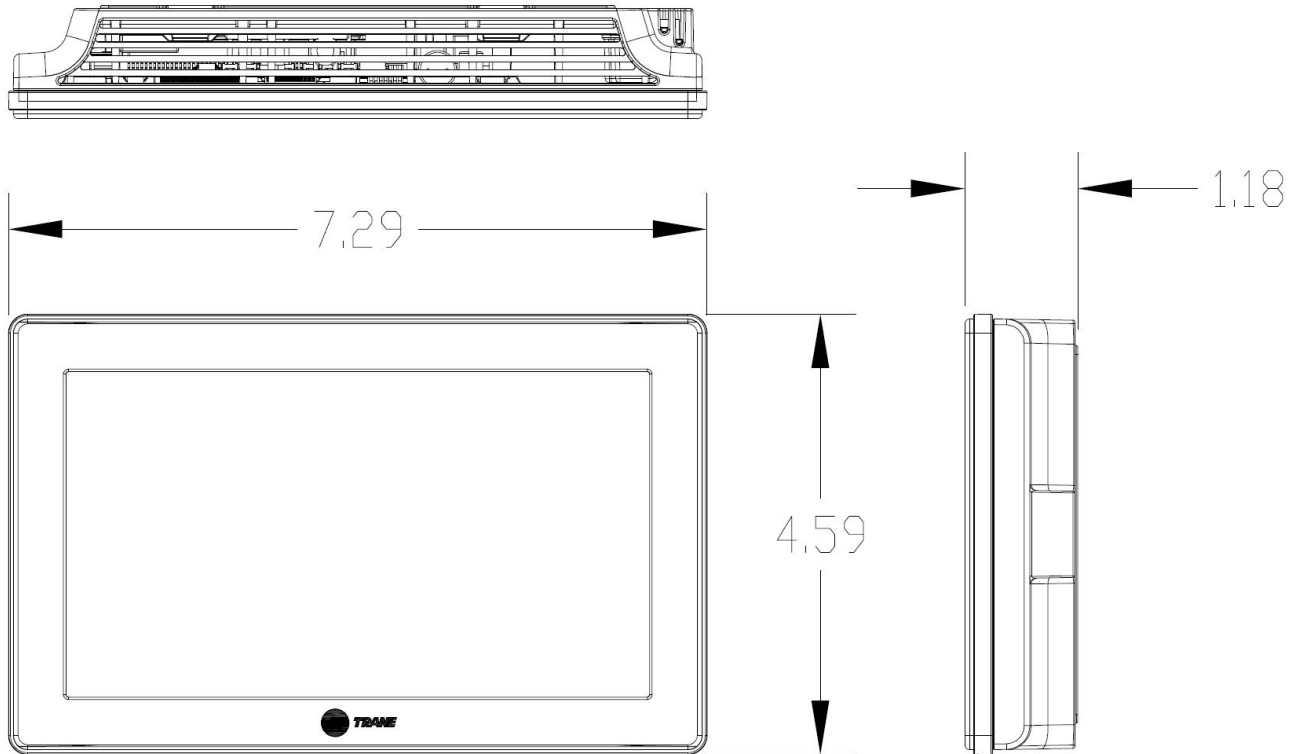
Product Data

Trane

Model: TZON1050AC52ZA

Name: XL1050

Outline Drawing



① Requires internet service and Nexia™ smart home system registration



Trane - by Trane Technologies (NYSE: TT), a global climate innovator - creates comfortable, energy efficient indoor environments for commercial and residential applications. For more information, please visit trane.com or tranetechnologies.com.

Trane has a policy of continuous data improvement and it reserves the right to change design and specifications without notice. We are committed to using environmentally conscious print practices.

22-1394-1B-EN 07 Aug 2020
Supersedes 22-1394-1A-EN (March 2017)

© 2020 Trane