

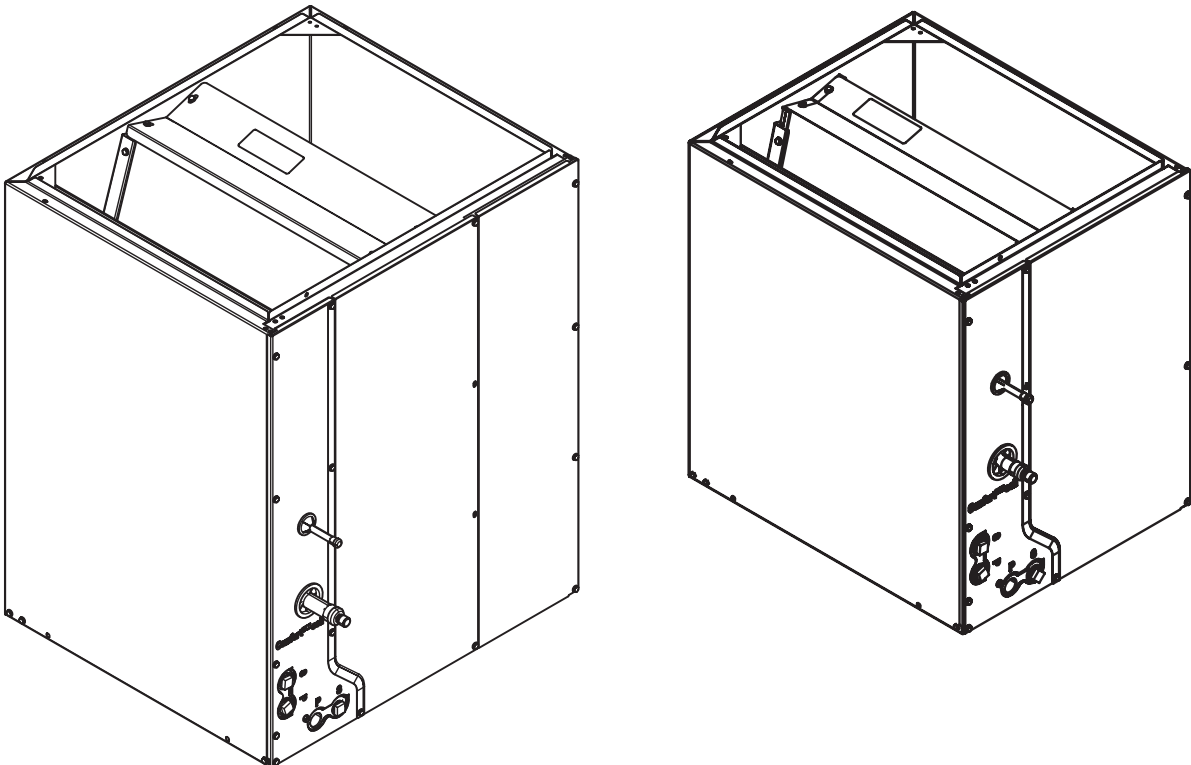


# Aluminum Cased Heat Pump / Cooling Coils 1-1/2 – 5 Ton

---

## 4TXC-DS

Heat Pump /Cooling Coils for R-410A

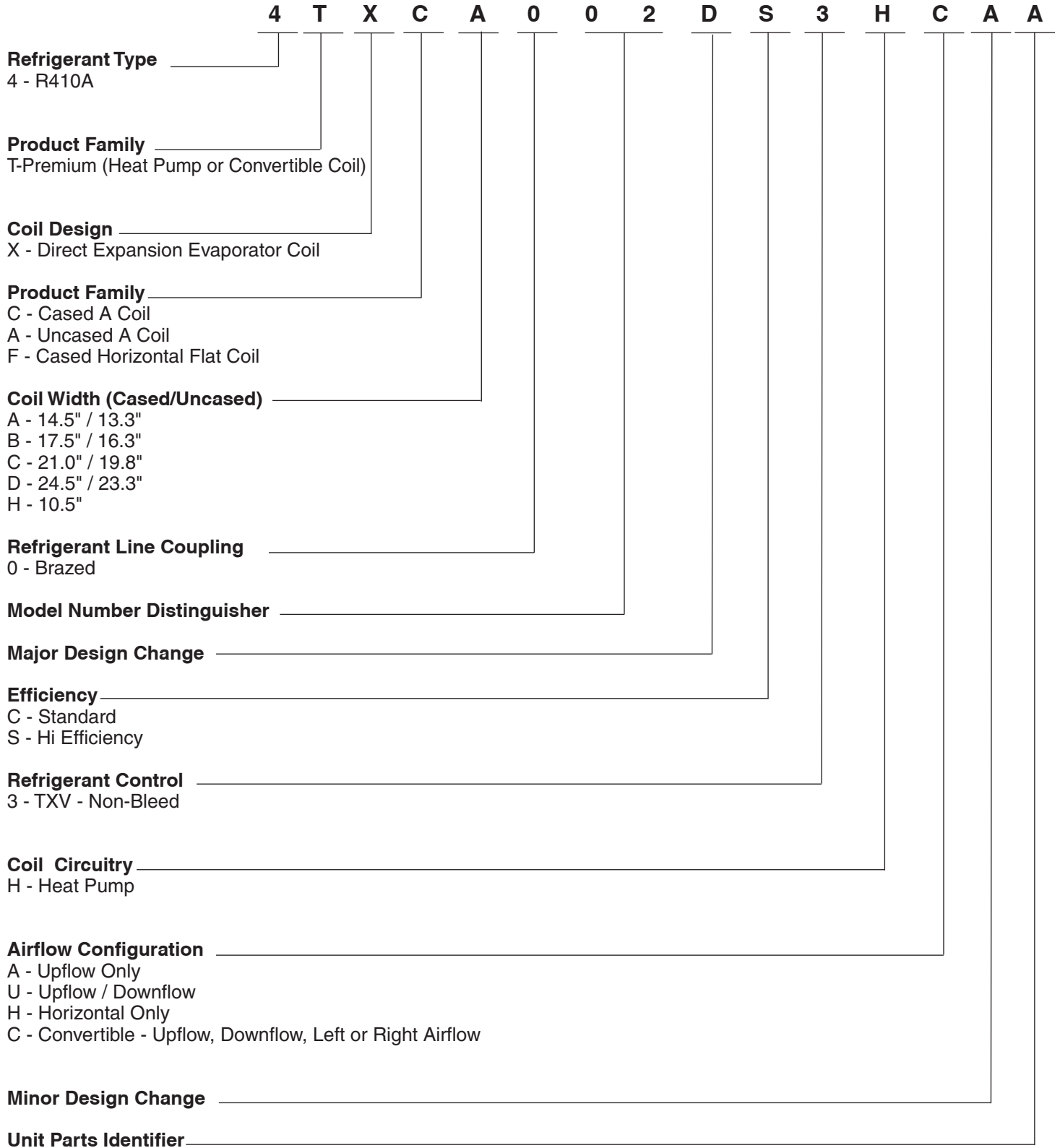


---

22-1923-1D-EN



# Aluminum Heat Pump Coil Nomenclature





# General Data

## PRODUCT SPECIFICATIONS<sup>[1]</sup> -- 4TXC-DS - HIGH EFFICIENCY STAGED SPLIT SYSTEM HEAT PUMP / COOLING COMFORT™ COILS CASED UPFLOW / DOWNFLOW / HORIZONTAL

	4TXCA002DS3HCA	4TXCB032DS3HCA	4TXCB003DS3HCA	4TXCB004DS3HCA	4TXCB006DS3HCA
<b>INDOOR COIL -- Type</b>					
Cooling Capacity (Tons)	PLATE FIN 1.5 - 2.0	PLATE FIN 1.5 - 3.0	PLATE FIN 1.5 - 3.0	PLATE FIN 2.0 - 3.5	PLATE FIN 2.0 - 4.0
Rows / F.P.I.	2 / 20	2 / 20	3 / 14	3 / 12	3 / 14
Face Area (sq.ft.)	3.00	4.50	3.50	5.00	6.00
Tube Size	3/8	3/8	3/8	3/8	3/8
Refrigerant Control (No internal check valve)	Non-Bleed TXV 3/4 NPT	Non-Bleed TXV 3/4 NPT	Non-Bleed TXV 3/4 NPT	Non-Bleed TXV 3/4 NPT	Non-Bleed TXV 3/4 NPT
Drain Conn. Size (in.)	See Outline Drawing	See Outline Drawing	See Outline Drawing	See Outline Drawing	See Outline Drawing
Duct Connections					
<b>REFRIGERANT CONNECTIONS</b>					
Line Size -- Gas (in.)	R-410A BRAZED 3/4	R-410A BRAZED 3/4	R-410A BRAZED 3/4	R-410A BRAZED 7/8	R-410A BRAZED 7/8
Line Size -- Liquid (in.)	3/8	3/8	3/8	3/8	3/8
<b>DIMENSIONS (in.)</b>					
Crated (H x W x D)	H X W X D 21-3/8 x 17-1/2 x 26-1/2	H X W X D 26-3/8 x 17-1/2 x 26-1/2	H X W X D 21-3/8 x 20-1/2 x 26-1/2	H X W X D 26-3/8 x 20-1/2 x 26-1/2	H X W X D 30-5/8 x 20-1/2 x 26-1/2
Uncrated	17-5/8 x 14-1/2 x 21-1/2	22-5/8 x 14-1/2 x 21-1/2	17-5/8 x 17-1/2 x 21-1/2	22-5/8 x 17-1/2 x 21-1/2	26-7/8 x 17-1/2 x 21-1/2
<b>WEIGHT (lbs)</b>					
Shipping -- Net	42 / 34	46 / 38	50 / 42	58 / 50	60 / 52
<b>4TXCC005DS3HCA    4TXCC007DS3HCA    4TXCD008DS3HCA    4TXCC009DS3HCA    4TXCD010DS3HCA</b>					
<b>INDOOR COIL -- Type</b>					
Rows / F.P.I.	PLATE FIN 2.0 - 4.0	PLATE FIN 3.0 - 5.0	PLATE FIN 3.0 - 5.0	PLATE FIN 3.5 - 5.0	PLATE FIN 3.5 - 5.0
Face Area (sq.ft.)	3 / 12	3 / 14	3 / 14	3 / 16	3 / 16
Tube Size	5.00	6.00	6.00	7.00	7.00
Refrigerant Control (No internal check valve)	3/8 Non-Bleed TXV	3/8 Non-Bleed TXV	3/8 Non-Bleed TXV	3/8 Non-Bleed TXV	3/8 Non-Bleed TXV
Drain Conn. Size (in.)	3/4 NPT	3/4 NPT	3/4 NPT	3/4 NPT	3/4 NPT
Duct Connections	See Outline Drawing	See Outline Drawing	See Outline Drawing	See Outline Drawing	See Outline Drawing
<b>REFRIGERANT CONNECTIONS</b>					
Line Size -- Gas (in.)	R-410A BRAZED 7/8	R-410A BRAZED 7/8	R-410A BRAZED 7/8	R-410A BRAZED 7/8	R-410A BRAZED 7/8
Line Size -- Liquid (in.)	3/8	3/8	3/8	3/8	3/8
<b>DIMENSIONS (in.)</b>					
Crated (H x W x D)	H X W X D 26-3/8 x 24 x 26-1/2	H X W X D 30-5/8 x 24 x 26-1/2	H X W X D 30-5/8 x 27-1/2 x 26-1/2	H X W X D 34-1/2 x 24 x 26-1/2	H X W X D 34-1/2 x 27-1/2 x 26-1/2
Uncrated	22-5/8 x 21 x 21-1/2	26-7/8 x 21 x 21-1/2	26-7/8 x 24-1/2 x 21-1/2	30-5/8 x 21 x 21-1/2	30-3/4 x 24-1/2 x 21-1/2
<b>WEIGHT (lbs)</b>					
Shipping -- Net	65 / 57	69 / 61	72 / 64	78 / 70	81 / 73

[1] These indoor coils are A.H.R.I. certified with various split system air conditioners and heat pumps (A.H.R.I. Standard 210/240). Refer to the Split System Outdoor product information site or [www.ahrinet.org](http://www.ahrinet.org)

# Performance Data

PRESSURE DROP CHARACTERISTICS FOR COOLING AND HEAT PUMP COILS AIRFLOW (CFM) VS. PRESSURE DROP ACROSS WET COIL								
PRESSURE DROP (INCHES OF WATER COLUMN)								
MODEL	.05	0.1	0.15	0.2	0.25	0.3	0.35	0.4
4TXCA002DS3HCA	225	340	430	510	585	650	715	775
4TXCA032DS3HCA	375	570	725	860	985	1100	1200	1305
4TXCB003DS3HCA	350	525	665	790	900	1000	1095	1180
4TXCB004DS3HCA	440	655	825	970	1100	1220	1330	1435
4TXCB006DS3HCA	430	640	815	965	1095	1220	1335	1445
4TXCC005DS3HCA	520	770	970	1145	1300	1440	1570	1695
4TXCC007DS3HCA	505	760	965	1140	1300	1445	1580	1710
4TXCC009DS3HCA	490	740	940	1120	1280	1425	1565	1695
4TXCD008DS3HCA	580	870	1100	1300	1485	1650	1805	1950
4TXCD010DS3HCA	555	835	1065	1265	1445	1615	1770	1915

R-22 CONVERSION NON-BLEED TXV KITS	
Coils	R-22 TXV Kit
4TXCA002DS3HCA 4TXCA032DS3HCA 4TXCB003DS3HCA 4TXCB004DS3HCA 4TXCC005DS3HCA	2AYTXVH3H1836A
4TXCB006DS3HCA 4TXCC007DS3HCA 4TXCD008DS3HCA	2AYTXVH3H4248A
4TXCC009DS3HCA 4TXCD010DS3HCA	2AYTXVH3H6060A

Outline Drawing for models: 4TXCA002DS3, 4TXCA032DS3, 4TXCB004DS3, 4TXCC005DS3, 4TXCB006DS3, 4TXCC007DS3, 4TXCB009DS3, 4TXCC009DS3

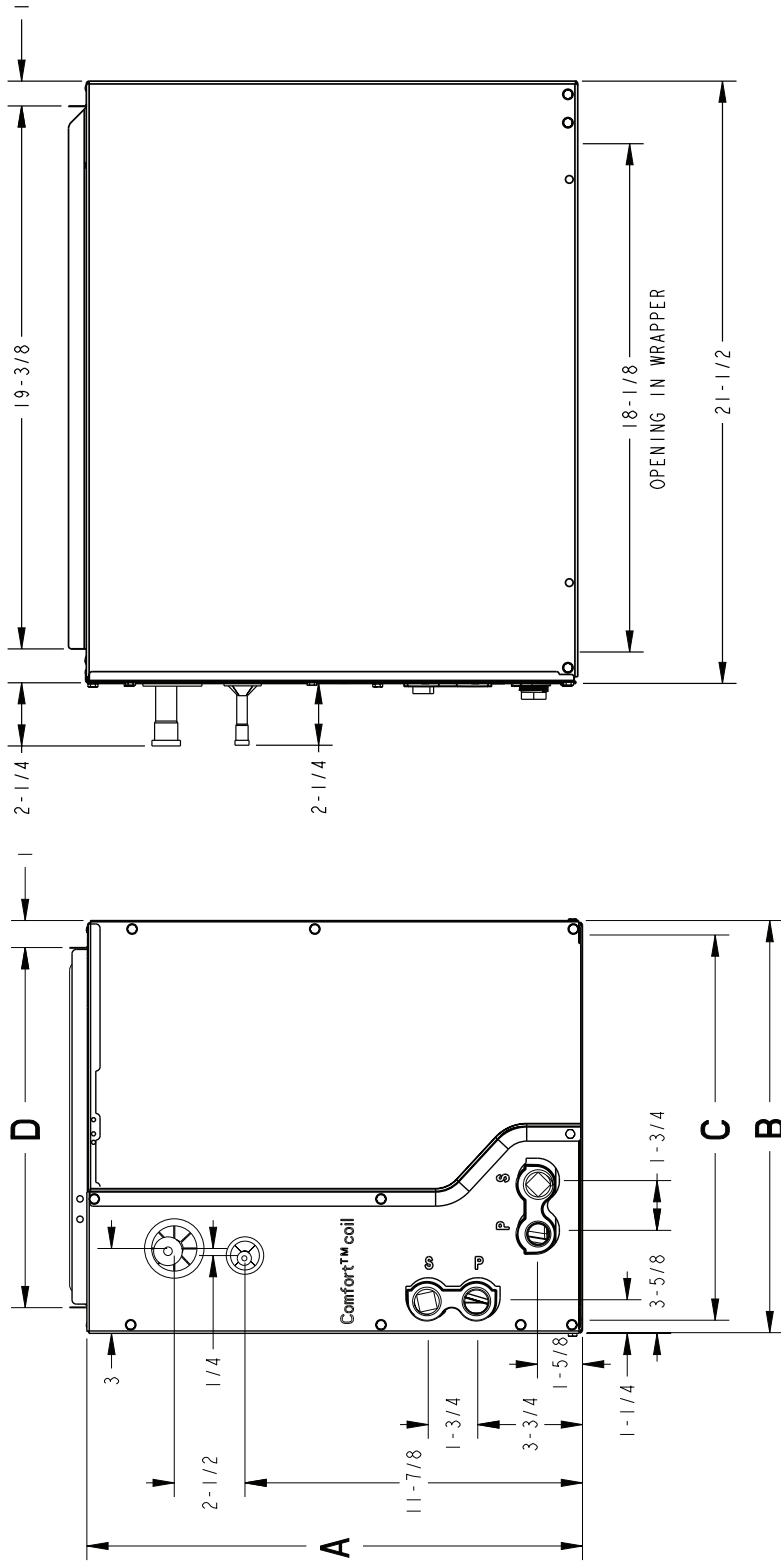


FIGURE A

MODEL	4TXCA002DS3	4TXCA032DS3	4TXCB004DS3	4TXCC005DS3	4TXCB006DS3	4TXCC007DS3	4TXCB009DS3
WEIGHT (LBS.)	42	46	58	60	65	69	78
REFRIGERANT CONTROL			TXV (NON-BLEED)				
HEIGHT "A" (IN.)	17-1/2	22-1/2	22-1/2	22-1/2	26-7/8	26-7/8	30-3/4
OVERALL WIDTH "B" (IN.)	14-1/2	14-1/2	17-1/2	21	17-1/2	21	21
OPENING WIDTH "C" (IN.)	13-5/8	13-5/8	16-5/8	20-1/8	16-5/8	20-1/8	20-1/8
TOP OPENING "D" (IN.)	12-3/4	12-3/4	15-3/4	19-1/4	15-3/4	19-1/4	19-1/4
GAS CONNECTION	3/4						
LIQUID CONNECTION	3/8						
MATCHED FURNACE WIDTH (NO ADAPTER REQUIRED)	14-1/2	14-1/2	17-1/2	21	17-1/2	21	21
DRAIN PAN	PLASTIC						

From Dwg. D345686 RevD

Outline Drawing for models: 4TXCB003DS3

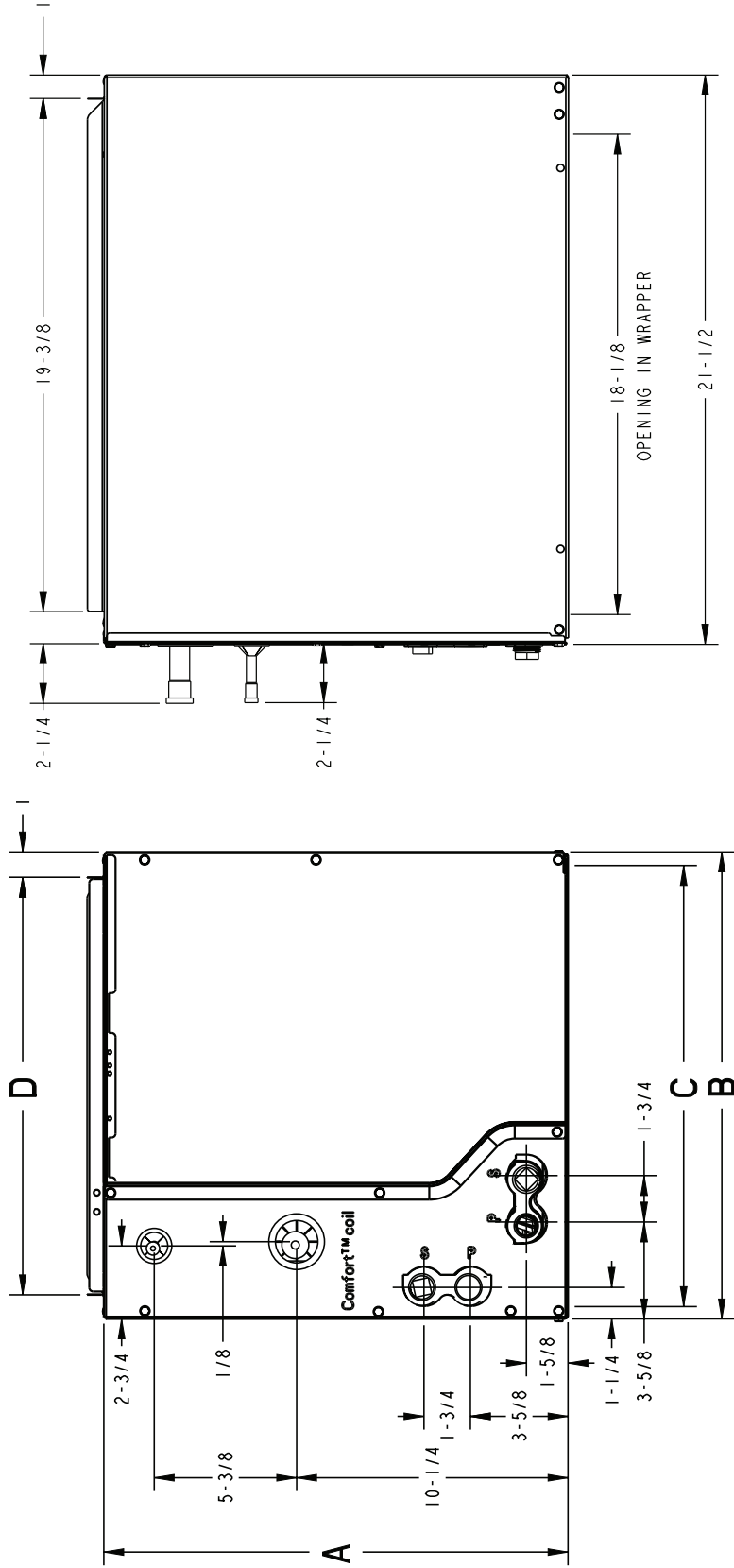


FIGURE B

MODEL	4TXCB003DS3
WEIGHT (LBS.)	50
REFRIGERANT CONTROL	TXV (NON-BLEED)
HEIGHT "A" (IN.)	17-1/2
OVERALL WIDTH "B" (IN.)	19-3/8
OPENING WIDTH "C" (IN.)	18-1/8
TOP OPENING "D"	15-3/4
GAS CONNECTION	3/4
LIQUID CONNECTION	3/8
MATCHED FURNACE WIDTH (NO ADAPTER REQUIRED)	17-1/2
DRAIN PAN	PLASTIC

From Dwg. D345686 RevA

Outline Drawing for Models: 4TXCD008DS3, 4TXCD010DS3

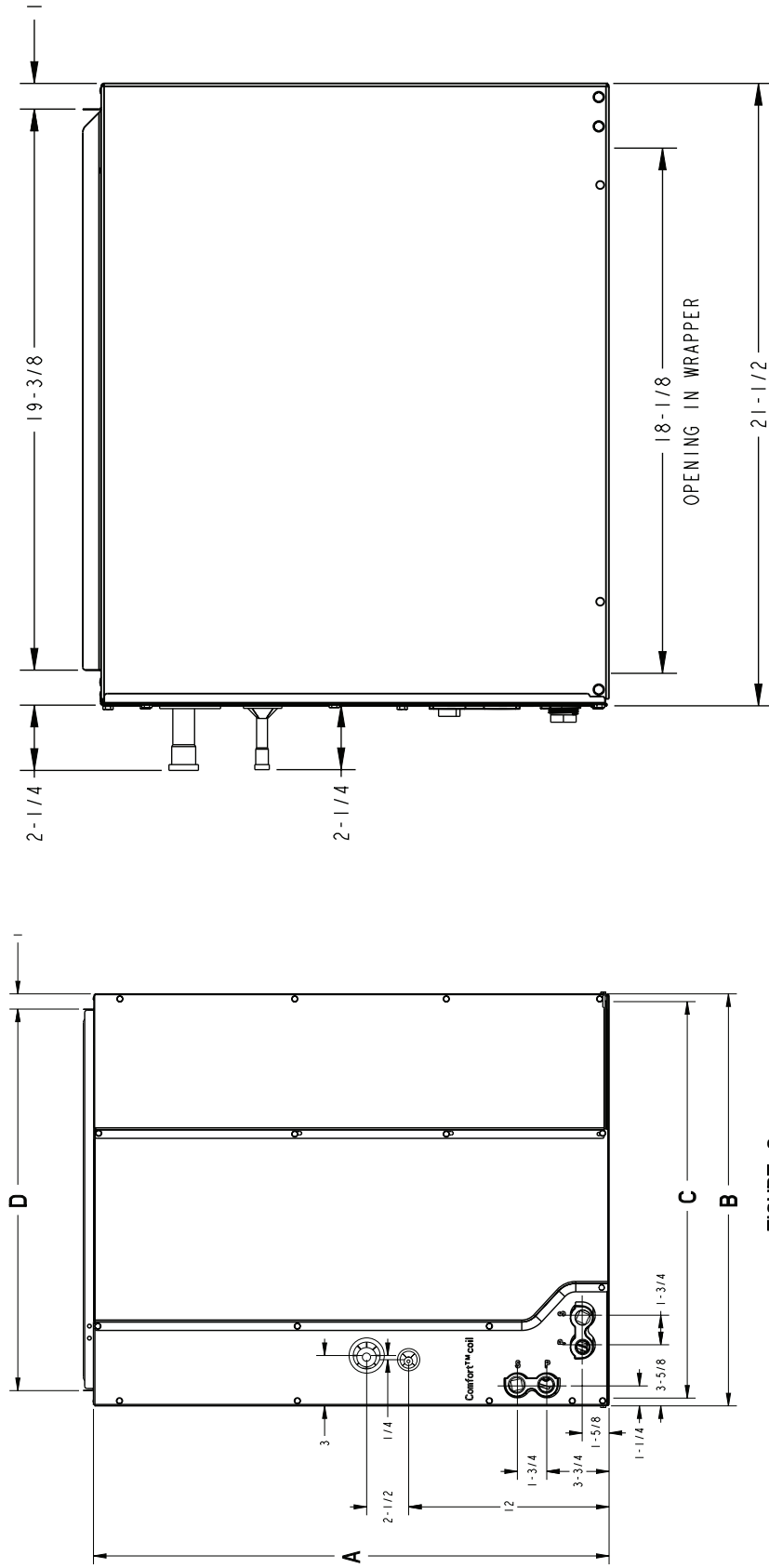


FIGURE C

MODEL	4TXCD008DS3	4TXCD010DS3
WEIGHT (LBS.)	72	81
REFRIGERANT CONTROL	TXV (NON-BLEED)	
HEIGHT "A" (IN.)	26-7/8	30-11/16
OVERALL WIDTH "B" (IN.)	24-1/2	24-1/2
OPENING WIDTH "C" (IN.)	23-5/8	23-5/8
TOP OPENING "D"	22-3/4	22-3/4
GAS CONNECTION		7/8
LIQUID CONNECTION		3/8
MATCHED FURNACE WIDTH (NO ADAPTER REQUIRED)	24-1/2	24-1/2
DRAIN PAN		PLASTIC

From Dwg. D345686 RevB



Trane - by Trane Technologies (NYSE: TT), a global climate innovator - creates comfortable, energy efficient indoor environments for commercial and residential applications. For more information, please visit [trane.com](http://trane.com) or [tranetechnologies.com](http://tranetechnologies.com).

---



**Intertek**

Trane has a policy of continuous data improvement and it reserves the right to change design and specifications without notice. We are committed to using environmentally conscious print practices.

22-1923-1D-EN 18 Jun 2020  
Supersedes 22-1923-1C-EN (December 2018)

© 2020 Trane