

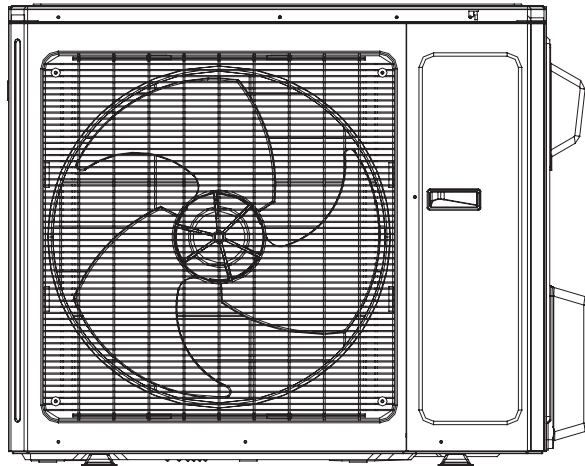
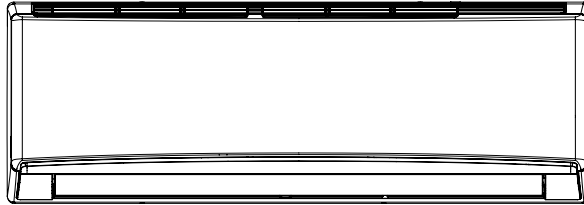


TRANE®

22-1968-1A-EN

Product Data

**Split System (R-410A)
25 Series, Inverter System
9,000 to 36,000 BTU/Hr**



Single Split
Heat Pump

Indoor Unit
4MXW25

Outdoor Unit
4TXK25

It's Hard to Stop a Trane.

Split System (R-410A, 60Hz) up to 25 Series, Inverter System – 9,000 to 36,000 BTU/Hr

Whatever their specific heating and cooling needs, people trust Trane to provide reliable efficient solutions. Trane Ductless Systems allow you to create a comfortable indoor environment in spaces where adding ductwork might be impractical or too expensive, or not as efficient as a ductless option.

Retrofit a house that doesn't have a ducted system or where the central system is already at capacity. Bring efficient, economical comfort to new room additions. Provide spot heating and cooling that operates independently of the central system. Utilize ductless efficiency for new construction projects where ductless systems make more sense than a traditional ducted system.

Easy to install Trane Ductless Systems offer flexibility in design and provide efficiency and economy with two simple components - an outdoor unit and one or more stylish, low profile, indoor units. All built with Trane's legendary reliability and innovative thinking.

Introducing the New Trane Ductless Family



**4MXW25 High-Efficiency
Indoor Unit**

Quiet Design

Specially designed air vent efficiently reduces operation noise, as low as 29 dB.

Function/Fan Speed

High speed operation quickly reaches desired temperature. Four fan speeds maximize your comfort experience.

Sleep Mode Function

Temperature rises/falls automatically to maintain room comfort and save energy while you sleep.

Blue Fin

Increase durability and ensure continued efficiency with our special anti-corrosion coil treatment. (Standard on all heat pump models.)

Twin Rotary DC Compressor

Provides better balance and higher efficiency.

Compressor Protection

Compressor stops or delays operation when there is mode conflict.

Auto Clean/Triple Filtration

Fan runs when unit is stopped to reduce moisture and inhibit the development of bacteria, and the triple filtration further cleans the air that you breathe.

Anti-Cold Design

To prevent blowing cold air directly to the room, air is pre-heated during heating operation.

Timer

Operate the unit automatically only when you want by setting the timer.

Outdoor Unit

Energy Efficiency

Quickly reach the desired temperature without sacrificing your electricity bills with our higher EER/COP levels.

Robust Grille

Prevent damage without impacting airflow with our strong, hot-dip galvanized steel grille.

Intelligent Defrost

Auto defrosting is implemented if necessary. It improves the system's heating efficiency and helps you save power. (Standard on all heat pump models.)

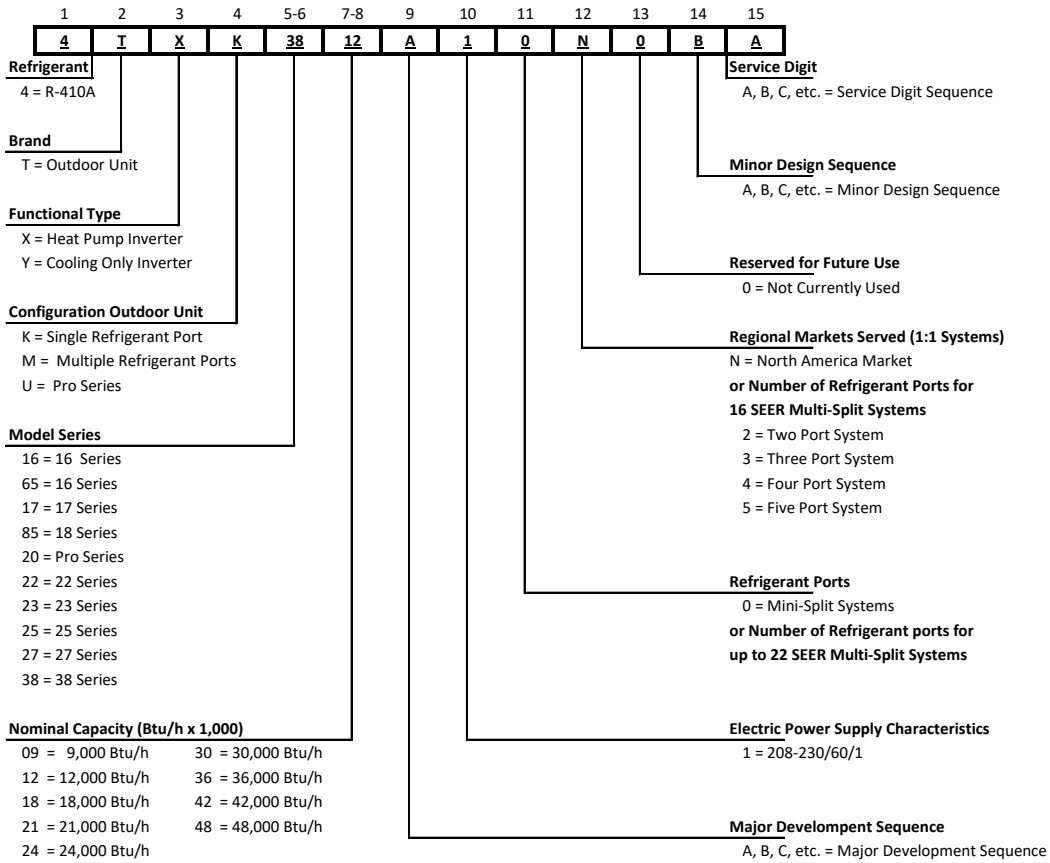


4TXK25 Outdoor Unit

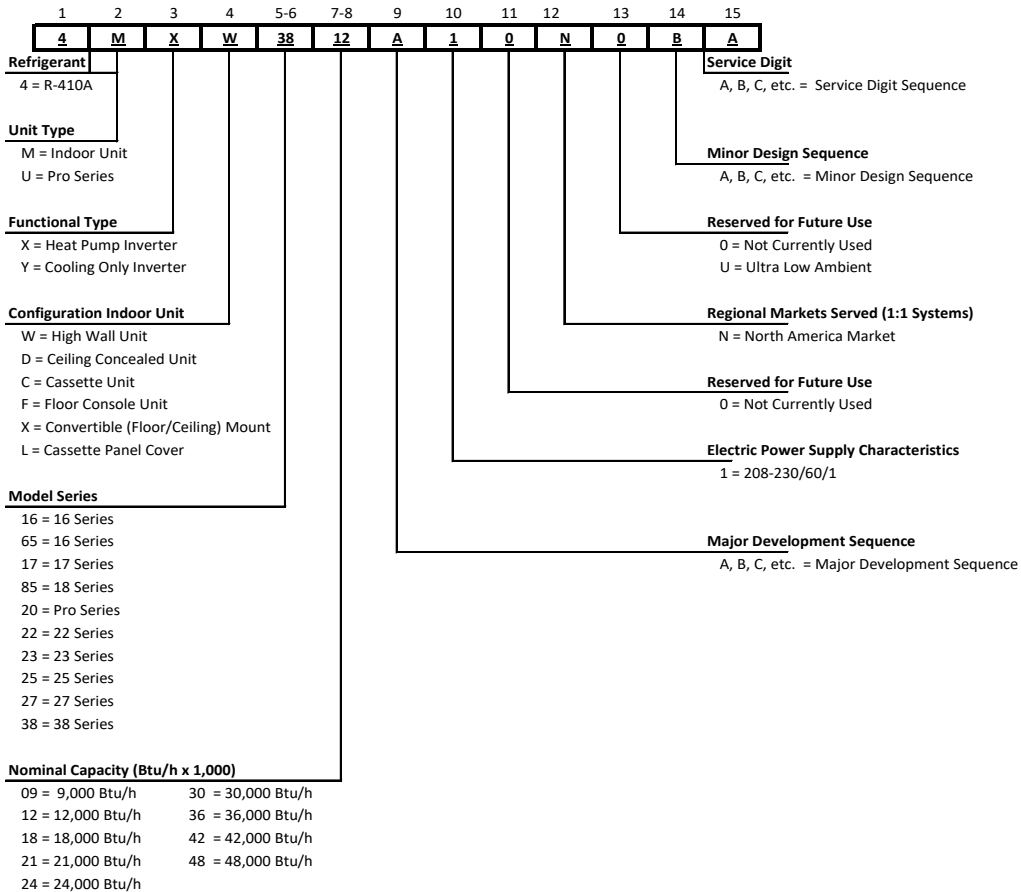
Contents

Model Nomenclature	4
<hr/>	
Optional Equipment	5
<hr/>	
General Data – IP	6–8
<hr/>	
General Data – SI	9–11
<hr/>	
Performance Data	12–17
<hr/>	
Mechanical Specifications	18
<hr/>	

OUTDOOR UNIT MODEL NOMENCLATURE



INDOOR UNIT MODEL NOMENCLATURE



Optional Equipment

Optional outdoor unit accessories

Model Number	Description	4TXK25 Mini-split HP 25 Series
TAYREFLN050	Lineset Kit 1/4x3/8 - 25'	✓
TAYREFLN055	Lineset Kit 1/4x3/8 - 35'	✓
TAYREFLN060	Lineset Kit 1/4x3/8 - 50'	✓
TAYREFLN560	Lineset Kit 1/4x1/2 - 25'	✓
TAYREFLN565	Lineset Kit 1/4x1/2 - 35'	✓
TAYREFLN570	Lineset Kit 1/4x1/2 - 50'	✓
TAYREFLN575	Lineset Kit 1/4x1/2 - 100'	✓
TAYREFLN155	Lineset Kit 1/4x5/8 - 25'	✓
TAYREFLN160	Lineset Kit 1/4x5/8 - 35'	✓
TAYREFLN165	Lineset Kit 1/4x5/8 - 50'	✓
TAYREFLN170	Lineset Kit 1/4x5/8 - 100'	✓

Optional indoor unit accessories

Model Number	Description	4MXW25 Mini-split Indoor 25 Series
BAYFTHW02P2A	Active Carbon & Catechin filter for 25 Series units	✓
AREMOTE2AHANDAA	Wireless Controller	✓
TREWIRE1BHANDAA	Wired Controller	✓
AREPROG1AHANDAA	Programmable Controller	✓

Application Area by Model	
Model	Application Area ft ² (m ²)
4MXW2509	129 - 194 (12 - 18)
4MXW2512	172 - 258 (16 - 24)
4MXW2518	248 - 366 (23 - 34)
4MXW2524	291 - 452 (27 - 42)
4MXW2530	377 - 560 (35 - 52)
4MXW2536	495 - 753 (46 - 70)

General Data – IP

MODEL – Heat Pump Only	4MXW2509A10N / 4TXK2509A10N		4MXW2512A10N / 4TXK2512A10N	
	Cooling	Heating	Cooling	Heating
RATED Volts/PH	208 / 230 / 1		208 / 230 / 1	
Frequency (Hz)	60Hz		60Hz	
Rated Cooling / Heating Capacity (Btu/h):	9100	11000	12000	12000
Minimum Cooling Capacity (@95°F) (Btu/h): ②	2457	-	3070.8	-
Maximum Cooling Capacity (@95°F) (Btu/h): ②	10748	-	14100	-
Minimum Heating Capacity (@47°F) (Btu/h): ②	-	2593	-	3070.8
Maximum Heating Capacity (@47°F) (Btu/h): ②	-	13307	-	15500
Rated Heating Capacity (@17°F) (Btu/h): ②	-	/	-	/
Total Capacity (W) (High/Standard/Low):	3150/2667/720	3900/3224/760	4132/3517/900	4543/3517/900
Nominal Power Input (W)	618	860	923	974
Nominal Input Current (A)	5.8	7.2	5.75	7.5
SEER / HSPF	25.3	11.2	25	11.5
EER / COP (Btu/h)/W	14.7	12.79	13	12.32
Air Flow Volume (CFM) ③	353.1/323.68/294.25/265/235.4/205.98/ 194.21		400.18/364.87/329.56/288.37/264.83/ 247.17/229.52	
Dehumidifying Volume (pt./h)	1.69		3.0	

Indoor Unit	4MXW2509A10N		4MXW2512A10N	
Fan Motor Speed (r/min) ③	1300/1200/1100/1000/ 900/800/750/500	1300/1200/1100/1000 900/850/800	1450/1200/1120/1050/ 980/920/750/500	1450/1200/1140/1080 1020/960/900
Fan Motor RLA(A)	0.22		0.2	
Evaporator	Aluminum Fin-Copper Tube		Aluminum Fin-Copper Tube	
Pipe Diameter (inch)	1/5		1/5	
Rows - Fin Gap (inch)	2 - 1/18		2 - 1/18	
Coil length (L) x depth (D) x coil width (W) (inch)	24 61/64 x 57/64 x 11 62/64		24 61/64 x 57/64 x 11 62/64	
Output of Swing Motor (W)	1.5		1.5	
Fuse (A)	3.15		3.15	
Sound PRESSURE Level dB (A) ①③	40/37/35/32/29/26/25		43/38/35/33/31/29/27	
Uncrated Dimension (W/H/D) (inch)	32 31/64 x 11 34/64 x 7 46/64		32 31/64 x 11 34/64 x 7 46/64	
Crated Dimension of Package (L/W/H) (inch)	34 29/64 x 14 24/64 x 10 35/64		34 29/64 x 14 24/64 x 10 35/64	
Net Weight /Gross Weight (lbs)	20.9 / 25.4		20.1 / 25.4	

Outdoor Unit	4TXK2509A10N		4TXK2512A10N	
Compressor Type	Rotary		Rotary	
Compressor Oil Type	FW68DA or equivalent		FW68DA	
Compressor RLA(A)	6.0		6.6	
Compressor Power Input(W)	860		800	
Throttling Method	EEV		EEV	
Working Temp Range (°F)	-20 ~ 122	-22 ~ 86	-20 ~ 122	-22 ~ 86
Condenser	Aluminum Fin-Copper Tube		Aluminum Fin-Copper Tube	
Pipe Diameter (inch)	ϕ 18/64		ϕ 18/64	
Rows - Fin Gap (inch)	2 - 4/64		2 - 4/64	
Coil length (L) x depth (D) x coil width (W) (inch)	29 14/64 x 1 32/64 x 21 42/64		28.86 x 2.24 x 21.65	
Fan Motor Speed (rpm)	900		900	
Output of Fan Motor (W)	30		30	
Fan Motor RLA (A)	0.4		0.37	
Air Flow Volume of Outdoor Unit (CFM)	1294		1412	
Fan Diameter (inch)	17 16/64		17 16/64	
Defrosting Method	Automatic Defrosting		Automatic Defrosting	
Sound PRESSURE Level dB (A)①	52		52	
Uncrated Dimension (W/H/D) (inch)	33 25/64 x 23 30/64 x 12 38/64		35 25/64 x 23 30/64 x 14 56/64	
Crated Dimension of Package (L/W/H) (inch)	34 44/64 x 14 19/64 x 25 25/64		37 21/64 x 16 34/64 x 25 25/64	
Net Weight /Gross Weight (lbs)	73.9 / 80.5		83.8 / 90.4	
Refrigerant Charge (oz)	36.3		47.3	
MCA	9		10	
MOP	15		15	

Connection Pipe	4MXW2509A10N / 4TXK2509A10N	4MXW2512A10N / 4TXK2512A10N
Gas additional charge(oz/ft)	0.2	0.2
Outer Diameter Liquid Pipe (inch)	1/4	1/4
Outer Diameter Gas Pipe (inch)	3/8	1/2
Max Height Distance (ft)	32.8	32.8
Max Length Distance (ft)	49.2	65.6

① Sound PRESSURE Level @ 3.3 ft. dB(A)

② Capacities based on fixed compressor speed AHRI validation testing

③ At noted fan motor speeds

General Data – IP

MODEL – Heat Pump Only	4MXW2518A10N / 4TXK2518A10N		4MXW2524A10N / 4TXK2524A10N	
	Cooling	Heating	Cooling	Heating
RATED Volts/PH	208 / 230 / 1		208 / 230 / 1	
Frequency (Hz)	60Hz		60Hz	
Rated Cooling / Heating Capacity (Btu/h):	18000	18200	22000	24000
Minimum Cooling Capacity (@95°F) (Btu/h): ②	5118	-	3400	-
Maximum Cooling Capacity (@95°F) (Btu/h): ②	23202	-	28500	-
Minimum Heating Capacity (@47°F) (Btu/h): ②	-	5800	-	4300
Maximum Heating Capacity (@47°F) (Btu/h): ②	-	23543	-	33600
Rated Heating Capacity (@17°F) (Btu/h): ②	-	/	-	/
Total Capacity (W) (High/Standard/Low):	6800/5275/1500	6900/5335/1700	8350/6450/1000	9850/7040/1250
Nominal Power Input (W)	1384	1460	1692	1846
Nominal Input Current (A)	11	12	13	14.5
SEER / HSPF	23	11	23	11
EER / COP (Btu/h)/W	13	12.5	13	13
Air Flow Volume (CFM) ③	618/530/471/441/412/383/353		824/588/571/500/471/441/400	
Dehumidifying Volume (pt./h)	3.8		5.1	

Indoor Unit	4MXW2518A10N		4MXW2524A10N	
Fan Motor Speed (r/min) ③	1400/1200/1120/1050/ 980/860/750	1400/1200/1120/1050/ 950/850/750	1500/1150/1100/1000/ 950/900/850	1500/1200/1100/1050/ 1000/950/900
Fan Motor RLA(A)	0.25		0.4	
Evaporator	Aluminum Fin-Copper Tube		Aluminum Fin-Copper Tube	
Pipe Diameter (inch)	2/7		2/7	
Rows - Fin Gap (inch)	2 - 1/18		2 - 1/18	
Coil length (L) x depth (D) x coil width (W) (inch)	29.33 x 0.9 x 13.5		33.27 x 1 x 13.5	
Output of Swing Motor (W)	1.5		1.5	
Fuse (A)	3.15		3.15	
Sound PRESSURE Level dB (A) ①③	46/42/40/38/36/34/31		53/45/44/41/39/37/35	
Uncrated Dimension (W/H/D) (inch)	38 42/64 x 12 16/64 x 8 45/64		42 21/64 x 13 7/64 x 9 44/64	
Crated Dimension of Package (L/W/H) (inch)	41 7/64 x 15 10/64 x 11 44/64		44 39/64 x 16 19/64 x 13 7/64	
Net Weight /Gross Weight (lbs)	29.8 / 35.3		35.3 / 41.9	

Outdoor Unit	4TXK2518A10N		4TXK2524A10N	
Compressor Type	Rotary		Twin Rotary	
Compressor Oil Type	RB68EP (POE Oil)		FW68DA	
Compressor RLA(A)	10.4		10.68	
Compressor Power Input(W)	1440		1610	
Throttling Method	EEV		EEV	
Working Temp Range (°F)	-20 ~ 122	-22 ~ 86	-20 ~ 122	-22 ~ 86
Condenser	Aluminum Fin-Copper Tube		Aluminum Fin-Copper Tube	
Pipe Diameter (inch)	φ 18/64		φ 18/64	
Rows - Fin Gap (inch)	2 - 4/64		2 - 4/64	
Coil length (L) x depth (D) x coil width (W) (inch)	36.81 x 1.5 x 25.98		37 31/64 x 1 32/64 x 29 29/64	
Fan Motor Speed (rpm)	820		800	
Output of Fan Motor (W)	60		90	
Fan Motor RLA (A)	0.45		0.7	
Air Flow Volume of Outdoor Unit (CFM)	1882		2353	
Fan Diameter (inch)	20.5		21 42/64	
Defrosting Method	Automatic Defrosting		Automatic Defrosting	
Sound PRESSURE Level dB (A)①	57		59	
Uncrated Dimension (W/H/D) (inch)	37 63/64 x 27 36/64 x 15 38/64		39 31/64 x 31 7/64 x 16 52/64	
Crated Dimension of Package (L/W/H) (inch)	40 33/64 x 18 2/64 x 29 34/64		42 41/64 x 19 14/64 x 33 42/64	
Net Weight /Gross Weight (lbs)	103.6 / 113.6		124.6 / 135.6	
Refrigerant Charge (oz)	56.4		63.5	
MCA	15		16	
MOP	20		25	

Connection Pipe		
Gas additional charge(oz/ft)	0.5	0.5
Outer Diameter Liquid Pipe (inch)	1/4	1/4
Outer Diameter Gas Pipe (inch)	5/8	5/8
Max Height Distance (ft)	65.6	65.6
Max Length Distance (ft)	98.4	98.4

① Sound PRESSURE Level @ 3.3 ft. dB(A)

② Capacities based on fixed compressor speed AHRI validation testing

③ At noted fan motor speeds

General Data – IP

MODEL – Heat Pump Only	4MXW2530A10N / 4TXK2530A10N		4MXW2536A10N / 4TXK2536A10N	
	Cooling	Heating	Cooling	Heating
RATED Volts/PH	208 / 230 / 1		208 / 230 / 1	
Frequency (Hz)	60Hz		60Hz	
Rated Cooling / Heating Capacity (Btu/h):	30000	30000	33600	34600
Minimum Cooling Capacity (@95°F) (Btu/h): ②	4100	-	5951	-
Maximum Cooling Capacity (@95°F) (Btu/h): ②	33100	-	36000	-
Minimum Heating Capacity (@47°F) (Btu/h): ②	-	7848	-	8530
Maximum Heating Capacity (@47°F) (Btu/h): ②	-	36000	-	37020
Rated Heating Capacity (@17°F) (Btu/h): ②	-	/	-	/
Total Capacity (W) (High/Standard/Low):	9700/8800/1200	10550/8800/2300	10550/9850/1740	10850/10140/2500
Nominal Power Input (W)	2839	2667	3650	3620
Nominal Input Current (A)	15.0	16.5	18.0	19.0
SEER / HSPF	18.0	10.0	18.0	10.0
EER / COP (Btu/h)/W	10.55	11.26	9.21	9.56
Air Flow Volume (CFM) ③	824/706/588/441		824/706/588/441	
Dehumidifying Volume (pt./h)	6.34		7.4	

Indoor Unit	4MXW2530A10N		4MXW2536A10N	
Fan Motor Speed (r/min) ③	1550/1300/1150/850	1500/1300/1150/1000	1550/1300/1150/850	1500/1300/1150/1000
Fan Motor RLA(A)	0.55		0.55	
Evaporator	Aluminum Fin-Copper Tube		Aluminum Fin-Copper Tube	
Pipe Diameter (inch)	2/7		2/7	
Rows - Fin Gap (inch)	2 - 1/18		2 - 1/18	
Coil length (L) x depth (D) x coil width (W) (inch)	42 18/64 x 1 x 15		42 18/64 x 1 x 15	
Output of Swing Motor (W)	1.5		1.5	
Fuse (A)	5.0		5.0	
Sound PRESSURE Level dB (A) ①③	55/50/46/37		55/50/46/37	
Uncrated Dimension (W/H/D) (inch)	53 10/64 x 12 53/64 x 9 61/64		53 10/64 x 12 53/64 x 9 61/64	
Crated Dimension of Package (L/W/H) (inch)	56 47/64 x 16 37/64 x 14 29/64		56 47/64 x 16 37/64 x 14 29/64	
Net Weight /Gross Weight (lbs)	43.0 / 52.9		44.1 / 54.0	

Outdoor Unit	4TXK2530A10N		4TXK2536A10N	
Compressor Type	Rotary		Rotary	
Compressor Oil Type	FW68DA or equivalent		FW68DA or equivalent	
Compressor RLA(A)	16.90		16.90	
Compressor Power Input(W)	2420		2420	
Throttling Method	EEV		EEV	
Working Temp Range (°F)	-4 ~ 115	-13 ~ 75	-4 ~ 115	-13 ~ 75
Condenser	Aluminum Fin-Copper Tube		Aluminum Fin-Copper Tube	
Pipe Diameter (inch)	φ 18/64		φ 18/64	
Rows - Fin Gap (inch)	2 - 4/64		2 - 4/64	
Coil length (L) x depth (D) x coil width (W) (inch)	37 31/64 x 1 32/64 x 29 29/64		37 31/64 x 1 32/64 x 29 29/64	
Fan Motor Speed (rpm)	880		880	
Output of Fan Motor (W)	92		92	
Fan Motor RLA (A)	0.7		0.7	
Air Flow Volume of Outdoor Unit (CFM)	2353		2353	
Fan Diameter (inch)	21 42/64		21 42/64	
Defrosting Method	Automatic Defrosting		Automatic Defrosting	
Sound PRESSURE Level dB (A)①	60		61	
Uncrated Dimension (W/H/D) (inch)	38 37/64 x 31 7/64 x 16 52/64		39 1/2 x 31 7/64 x 16 52/64	
Crated Dimension of Package (L/W/H) (inch)	42 41/64 x 19 14/64 x 33 42/64		42 41/64 x 19 14/64 x 33 42/64	
Net Weight /Gross Weight (lbs)	138.9 / 149.9		140 / 151	
Refrigerant Charge (oz)	77.6		88.2	
MCA	24		24	
MOP	35		35	

Connection Pipe		
Gas additional charge(oz/ft)	0.5	0.5
Outer Diameter Liquid Pipe (inch)	1/4	1/4
Outer Diameter Gas Pipe (inch)	5/8	5/8
Max Height Distance (ft)	32.8	32.8
Max Length Distance (ft)	82	82

- ① Sound PRESSURE Level @ 3.3 ft. dB(A)
- ② Capacities based on fixed compressor speed AHRI validation testing
- ③ At noted fan motor speeds

General Data – SI

MODEL – Heat Pump Only	4MXW2509A10N / 4TXK2509A10N		4MXW2512A10N / 4TXK2512A10N	
	Cooling	Heating	Cooling	Heating
RATED Volts/PH	208 / 230 / 1		208 / 230 / 1	
Frequency (Hz)	60Hz		60Hz	
Rated Cooling / Heating Capacity (Btu/h):	9100	11000	12000	12000
Minimum Cooling Capacity (@35°C) (Btu/h): ②	2457	-	3070.8	-
Maximum Cooling Capacity (@35°C) (Btu/h): ②	10748	-	14100	-
Minimum Heating Capacity (@8.3°C) (Btu/h): ②	-	2593	-	3070.8
Maximum Heating Capacity (@8.3°C) (Btu/h): ②	-	13307	-	15500
Rated Heating Capacity (@-8.3°C) (Btu/h): ②	-	/	-	/
Total Capacity (W) (High/Standard/Low):	3150/2667/720	3900/3224/760	4132/3517/900	4543/3517/900
Nominal Power Input (W)	618	860	923	974
Nominal Input Current (A)	5.8	7.2	5.75	7.5
SEER / HSPF	25.3	11.2	25.0	11.5
EER / COP (Btu/h)/W	14.7	12.79	13.0	12.32
Air Flow Volume (m ³ /h) ③	600/550/500/450/400/350/330		680/620/560/490/450/420/390	
Dehumidifying Volume (L/h)	0.80		1.4	
Indoor Unit				
	4MXW2509A10N		4MXW2512A10N	
Fan Motor Speed (r/min) ③	1300/1200/1100/1000/ 900/800/750/500	1300/1200/1100/1000/ 900/850/800	1450/1200/1120/1050/ 980/920/750/500	1450/1200/1140/1080/ 1020/960/900
Fan Motor RLA(A)	0.22		0.20	
Evaporator	Aluminum Fin-Copper Tube		Aluminum Fin-Copper Tube	
Pipe Diameter (mm)	φ 5		φ 5	
Rows - Fin Gap (mm)	2 - 1.4		2 - 1.4	
Coil length (L) x depth (D) x coil width (W) (mm)	634 x 22.8 x 304.8		634 x 22.8 x 304.8	
Output of Swing Motor (W)	1.5		1.5	
Fuse (A)	3.15		3.15	
Sound PRESSURE Level dB (A) ①③	40/37/35/32/29/26/25		43/38/35/33/31/29/27	
Uncrated Dimension (W/H/D) (mm)	825 x 293 x 196		825 x 293 x 196	
Crated Dimension of Package (L/W/H) (mm)	875 x 365 x 268		875 x 365 x 268	
Net Weight /Gross Weight (kg)	9.5 / 11.5		9.5 / 11.5	
Outdoor Unit				
	4TXK2509A10N		4TXK2512A10N	
Compressor Type	Rotary		Rotary	
Compressor Oil Type	FW68DA or equivalent		FW68DA	
Compressor RLA(A)	6.0		6.60	
Compressor Power Input(W)	860		800	
Throttling Method	EEV		EEV	
Working Temp Range (°C)	-29 ~ 50	-30 ~ 30	-29 ~ 50	-30 ~ 30
Condenser	Aluminum Fin-Copper Tube		Aluminum Fin-Copper Tube	
Pipe Diameter (mm)	φ 7.0		φ 7.94	
Rows - Fin Gap (mm)	2 - 1.4		2.5 - 1.5	
Coil length (L) x depth (D) x coil width (W) (mm)	742 x 38.1 x 550		733 x 57 x 550	
Fan Motor Speed (rpm)	900		900	
Output of Fan Motor (W)	30		30	
Fan Motor RLA (A)	0.4		0.37	
Air Flow Volume of Outdoor Unit (m ³ /h)	2200		2400	
Fan Diameter (mm)	438		438	
Defrosting Method	Automatic Defrosting		Automatic Defrosting	
Sound PRESSURE Level dB (A)①	52		52	
Uncrated Dimension (W/H/D) (mm)	848 x 596 x 320		899 x 596 x 378	
Crated Dimension of Package (L/W/H) (mm)	881 x 363 x 645		948 x 420 x 645	
Net Weight /Gross Weight (kg)	33.5 / 36.5		38 / 41	
Refrigerant Charge (kg)	1.03		1.34	
MCA	9		10	
MOP	15		15	
Connection Pipe				
Gas additional charge(g/m)	20		20	
Outer Diameter Liquid Pipe (mm)	φ 6		φ 6	
Outer Diameter Gas Pipe (mm)	φ 9.5		φ 12	
Max Height Distance (m)	10		10	
Max Length Distance (m)	15		20	

① Sound PRESSURE Level @ 3.3 ft. dB(A)

② Capacities based on fixed compressor speed AHRI validation testing

③ At noted fan motor speeds

General Data – SI

MODEL – Heat Pump Only	4MXW2518A10N / 4TXK2518A10N		4MXW2524A10N / 4TXK2524A10N	
	Cooling	Heating	Cooling	Heating
RATED Volts/PH	208 / 230 / 1		208 / 230 / 1	
Frequency (Hz)	60Hz		60Hz	
Rated Cooling / Heating Capacity (Btu/h):	18000	18200	22000	24000
Minimum Cooling Capacity (@35°C) (Btu/h): ②	5118	-	3400	-
Maximum Cooling Capacity (@35°C) (Btu/h): ②	23202	-	28500	-
Minimum Heating Capacity (@8.3°C) (Btu/h): ②	-	5800	-	4300
Maximum Heating Capacity (@8.3°C) (Btu/h): ②	-	23543	-	33600
Rated Heating Capacity (@-8.3°C) (Btu/h): ②	-	/	-	/
Total Capacity (W) (High/Standard/Low):	6800/5275/1500	6900/5335/1700	8350/6450/1000	9850/7040/1250
Nominal Power Input (W)	1384	1460	1692	1846
Nominal Input Current (A)	11.0	12.0	13.0	14.5
SEER / HSPF	23.0	11.0	23.0	11.0
EER / COP (Btu/h)/W	13.0	12.45	13.0	13.0
Air Flow Volume (m³/h) ③	1050/900/800/750/700/650/600		1400/1000/970/850/800/750/680	
Dehumidifying Volume (L/h)	1.8		2.40	

Indoor Unit	4MXW2518A10N		4MXW2524A10N	
Fan Motor Speed (r/min) ③	1400/1200/1120/1050/ 980/860/750	1400/1200/1120/1050/ 950/850/750	1500/1150/1100/1000/ 950/900/850	1500/1200/1100/1050/ 1000/950/900
Fan Motor RLA(A)	0.25		0.40	
Evaporator	Aluminum Fin-Copper Tube		Aluminum Fin-Copper Tube	
Pipe Diameter (mm)	φ 7		φ 7	
Rows - Fin Gap (mm)	2 - 1.4		2 - 1.4	
Coil length (L) x depth (D) x coil width (W) (mm)	745 x 22.8 x 342.9		845 x 25.4 x 342.9	
Output of Swing Motor (W)	1.5		1.5	
Fuse (A)	3.15		3.15	
Sound PRESSURE Level dB (A) ①③	46/42/40/38/36/34/31		53/45/44/41/39/37/35	
Uncrated Dimension (W/H/D) (mm)	982 x 311 x 221		1075 x 333 x 246	
Crated Dimension of Package (L/W/H) (mm)	1044 x 385 x 297		1133 x 414 x 333	
Net Weight /Gross Weight (kg)	13.5 / 16.0		16.0 / 19	

Outdoor Unit	4TXK2518A10N		4TXK2524A10N	
Compressor Type	Rotary		Twin Rotary	
Compressor Oil Type	RB68EP (POE Oil)		FW68DA	
Compressor RLA(A)	10.4		10.68	
Compressor Power Input(W)	1440		1610	
Throttling Method	EEV		EEV	
Working Temp Range (°C)	-29 ~ 50	-30 ~ 30	-29 ~ 50	-30 ~ 30
Condenser	Aluminum Fin-copper Tube		Aluminum Fin-Copper Tube	
Pipe Diameter (mm)	φ 7		φ 7.94	
Rows - Fin Gap (mm)	2 - 1.4		2 - 1.4	
Coil length (L) x depth (D) x coil width (W) (mm)	935 x 38.1 x 660		952 x 38.1 x 748	
Fan Motor Speed (rpm)	820		800	
Output of Fan Motor (W)	60		90	
Fan Motor RLA (A)	0.45		0.7	
Air Flow Volume of Outdoor Unit (m³h)	3200		4000	
Fan Diameter (mm)	520		550	
Defrosting Method	Automatic Defrosting		Automatic Defrosting	
Sound PRESSURE Level dB (A)①	57		59	
Uncrated Dimension (W/H/D) (mm)	965 x 700 x 396		1003 x 790 x 427	
Crated Dimension of Package (L/W/H) (mm)	1029 x 458 x 750		1083 x 488 x 855	
Net Weight /Gross Weight (kg)	47 / 51.5		56.5 / 61.5	
Refrigerant Charge (kg)	1.6		1.8	
MCA	15		16	
MOP	20		25	

Connection Pipe		
Gas additional charge(g/m)	50	50
Outer Diameter Liquid Pipe (mm)	φ 6	φ 6
Outer Diameter Gas Pipe (mm)	φ 16	φ 16
Max Height Distance (m)	20	20
Max Length Distance (m)	30	30

- ① Sound PRESSURE Level @ 3.3 ft. dB(A)
 ② Capacities based on fixed compressor speed AHRI validation testing
 ③ At noted fan motor speeds

General Data – SI

MODEL – Heat Pump Only	4MXW2530A10N / 4TXK2530A10N		4MXW2536A10N / 4TXK2536A10N	
	Cooling	Heating	Cooling	Heating
RATED Volts/PH	208 / 230 / 1		208 / 230 / 1	
Frequency (Hz)	60Hz		60Hz	
Rated Cooling / Heating Capacity (Btu/h):	30000	30000	33600	34600
Minimum Cooling Capacity (@35°C) (Btu/h): ②	4100	-	5951	-
Maximum Cooling Capacity (@35°C) (Btu/h): ②	33100	-	36000	-
Minimum Heating Capacity (@8.3°C) (Btu/h): ②	-	7848	-	8530
Maximum Heating Capacity (@8.3°C) (Btu/h): ②	-	36000	-	37020
Rated Heating Capacity (@-8.3°C) (Btu/h): ②	-	/	-	/
Total Capacity (W) (High/Standard/Low):	9700/8800/1200	10550/8800/2300	10550/9850/1740	10850/10140/2500
Nominal Power Input (W)	2839	2667	3650	3620
Nominal Input Current (A)	15.0	16.5	18.0	19.0
SEER / HSPF	18.0	10.0	18.0	10.0
EER / COP (Btu/h)/W	10.55	11.26	9.21	9.56
Air Flow Volume (m³/h) ③	1400/1200/1000/750		1400/1200/1000/750	
Dehumidifying Volume (L/h)	3.0		3.5	

Indoor Unit	4MXW2530A10N		4MXW2536A10N	
Fan Motor Speed (r/min) ③	1550/1300/1150/850	1500/1300/1150/1000	1550/1300/1150/850	1500/1300/1150/1000
Fan Motor RLA(A)	0.55		0.55	
Evaporator	Aluminum Fin-Copper Tube		Aluminum Fin-Copper Tube	
Pipe Diameter (mm)	φ 7		φ 7	
Rows - Fin Gap (mm)	2 - 1.4		2 - 1.4	
Coil length (L) x depth (D) x coil width (W) (mm)	1074 x 25.4 x 381		1074 x 25.4 x 381	
Output of Swing Motor (W)	1.5		1.5	
Fuse (A)	5.0		5.0	
Sound PRESSURE Level dB (A) ①③	55/50/46/37		55/50/46/37	
Uncrated Dimension (W/H/D) (mm)	1350 x 326 x 253		1350 x 326 x 253	
Crated Dimension of Package (L/W/H) (mm)	1441 x 421 x 367		1441 x 421 x 367	
Net Weight /Gross Weight (kg)	19.5 / 24.0		20 / 24.5	

Outdoor Unit	4TXK2530A10N		4TXK2536A10N	
Compressor Type	Rotary		Rotary	
Compressor Oil Type	FW68DA or equivalent		FW68DA or equivalent	
Compressor RLA(A)	16.90		16.90	
Compressor Power Input(W)	2420		2420	
Throttling Method	EEV		EEV	
Working Temp Range (°C)	-20 ~ 46	-25 ~ 24	-20 ~ 46	-25 ~ 24
Condenser	Aluminum Fin-copper Tube		Aluminum Fin-copper Tube	
Pipe Diameter (mm)	φ 7.0		φ 7.94	
Rows - Fin Gap (mm)	2 - 1.4		2 - 1.4	
Coil length (L) x depth (D) x coil width (W) (mm)	952 x 38.1 x 748		952 x 38.1 x 748	
Fan Motor Speed (rpm)	880		880	
Output of Fan Motor (W)	92		92	
Fan Motor RLA (A)	0.7		0.7	
Air Flow Volume of Outdoor Unit (m³/h)	4000		4000	
Fan Diameter (mm)	550		550	
Defrosting Method	Automatic Defrosting		Automatic Defrosting	
Sound PRESSURE Level dB (A)①	60		61	
Uncrated Dimension (W/H/D) (mm)	980 x 790 x 427		1003 x 790 x 427	
Crated Dimension of Package (L/W/H) (mm)	1083 x 488 x 855		1083 x 488 x 855	
Net Weight /Gross Weight (kg)	63 / 68		63.5 / 68.5	
Refrigerant Charge (kg)	2.2		2.5	
MCA	24		24	
MOP	35		35	

Connection Pipe		
Gas additional charge(g/m)	50	50
Outer Diameter Liquid Pipe (mm)	φ 6	φ 6
Outer Diameter Gas Pipe (mm)	φ 16	φ 16
Max Height Distance (m)	10	10
Max Length Distance (m)	25	25

① Sound PRESSURE Level @ 3.3 ft. dB(A)
 ② Capacities based on fixed compressor speed AHRI validation testing
 ③ At noted fan motor speeds

Performance Data

4TXK2509A10N/4MXW2509A10N - Cooling Mode Performance Data

Outdoor		68F DB (20C)		73F DB (23C)		80F DB (27C)		82F DB (28C)	
Coil air		57F WB (14C)		61F WB (16C)		67F WB (19C)		68F WB (20C)	
DB F	DB C	TC*	SHC**	TC	SHC	TC	SHC	TC	SHC
-20	-29	2400	1704	2730	1938	3248	2306	3345	2370
-13	-25	3100	2217	3530	2523	4200	3001	4326	3090
-4	-20	3820	2750	4350	3132	5176	3726	5331	3836
0	-18	4342	3148	4956	3593	5900	4278	6077	4406
5	-15	5106	3727	5546	4049	6490	4738	6685	4880
14	-10	5898	4335	6136	4510	7080	5204	7292	5360
23	-5	6280	4647	6372	4715	7316	5414	7535	5576
32	0	6462	4814	6608	4923	7552	5626	7779	5795
41	5	7399	5549	7316	5487	8260	6195	8508	6381
50	10	8072	6094	8024	6058	8968	6771	9237	6974
59	15	8454	6425	8496	6457	9440	7174	9723	7390
68	20	9009	6892	8850	6770	9794	7492	10088	7717
77	25	10010	7708	10856	8359	11800	9086	12154	9359
86	30	11284	8745	11918	9236	12862	9968	13248	10267
95	35	10374	8092	10856	8468	11800	9204	12154	9480
104	40	9464	7429	9676	7596	10620	8337	10939	8587
113	45	8099	6398	8968	7085	9912	7830	10209	8065
122	50	6279	4992	7788	6191	8732	6942	8994	7150
129	54	5642	4514	6136	4909	7080	5664	7292	5834

*Total Capacity **Sensible Heat Capacity

4TXK2509A10N/4MXW2509A10N - Heating Mode Performance Data

Outdoor		68F DB (20C)		73F DB (23C)		80F DB (27C)		82F DB (28C)	
Coil air		57F WB (14C)		61F WB (16C)		67F WB (19C)		68F WB (20C)	
DB F	DB C	TC*	TC	TC	TC	TC	TC	TC	TC
-22	-30	4100	3980	3840	3780				
-13	-25	5680	5500	5290	5220				
-4	-20	7390	7160	6910	6800				
0	-18	8170	7920	7640	7530				
6	-14	9530	9240	8920	8780				
10	-12	10160	9850	9510	9360				
16	-9	10940	10612	10240	10087				
19	-7	11660	11310	10960	10727				
24	-4	12100	11737	11374	11132				
32	0	11660	11310	10960	10727				
41	5	12760	12377	11994	11739				
43	6	13640	13231	12822	12549				
47	8	15180	14725	14269	13966				
53	12	14630	14191	13752	13460				
59	15	13860	13444	13028	12751				
64	18	12980	12591	12201	11942				
70	21	12480	12100	11660	11490				
75	24	11800	11440	11040	10860				
78	26	11330	10990	10650	10424				

*Total Capacity

Capacities in these performance tables reflect normal operation at the temperatures indicated. See specification tables above for certified values under prescribed test conditions.

Performance Data

4TXK2512A10N/4MXW2512A10N - Cooling Mode Performance Data

Outdoor		68F DB (20C)		73F DB (23C)		80F DB (27C)		82F DB (28C)	
Coil air		57F WB (14C)		61F WB (16C)		67F WB (19C)		68F WB (20C)	
DB F	DB C	TC*	SHC**	TC	SHC	TC	SHC	TC	SHC
-20	-29	2806	2109	3650	2533	4216	3166	4309	2412
-13	-25	3658	2538	4419	3218	5181	3806	5263	3181
-4	-20	4211	3320	5124	4130	6051	4720	6219	4226
0	-18	4779	3465	5904	4280	7028	5095	7115	5158
5	-15	5482	4002	6606	4823	7731	5644	7827	5713
14	-10	6185	4546	7309	5372	8434	6199	8538	6275
23	-5	6466	4785	7590	5617	8715	6449	8823	6529
32	-0	6747	5026	7871	5864	8996	6702	9107	6785
41	5	7590	5693	8715	6536	9839	7379	9961	7471
50	10	8434	6367	9558	7216	10683	8065	10815	8165
59	15	8996	6837	10120	7691	11245	8546	11384	8652
68	20	9418	7204	10542	8065	11667	8925	11811	9035
77	25	11807	9091	12932	9957	14056	10823	14230	10957
86	30	13072	10131	14197	11002	15321	11874	15511	12021
95	35	11807	9210	12932	10087	14056	10964	14230	11099
104	40	10401	8165	11526	9048	12650	9931	12807	10054
113	45	9558	7551	10683	8439	11807	9328	11953	9443
122	50	8153	6481	9277	7375	10401	8269	10530	8372
129	54	6185	4948	7309	5847	8434	6747	8538	6830

*Total Capacity **Sensible Heat Capacity

4TXK2512A10N/4MXW2512A10N - Heating Mode Performance Data

Outdoor		68F DB (20C)		73F DB (23C)		80F DB (27C)		82F DB (28C)	
Coil air		57F WB (14C)		61F WB (16C)		67F WB (19C)		68F WB (20C)	
DB F	DB C	TC*	TC	TC	TC	TC	TC	TC	TC
-22	-30	6380	6150	6150	5921	5921	5881	5881	5881
-13	-25	6814	6584	6584	6355	6355	6312	6312	6312
-4	-20	7794	7350	7350	7120	7120	7073	7073	7073
0	-18	8651	8422	8422	8192	8192	8137	8137	8137
6	-14	9894	9581	9581	9351	9351	9048	9048	9048
10	-12	11017	10187	10187	9958	9958	9726	9726	9726
16	-9	11893	11208	11208	11078	11078	10852	10852	10852
19	-7	12035	11718	11718	11489	11489	10933	10933	10933
24	-4	12479	12250	12250	12020	12020	11940	11940	11940
32	0	13704	13475	13475	13145	13145	13157	13157	13157
41	5	14776	14546	14546	14317	14317	14221	14221	14221
43	6	15848	15618	15618	15389	15389	15283	15283	15283
47	8	15505	15312	15312	15180	15180	15089	15089	15089
53	12	14987	14791	14791	14661	14661	14564	14564	14564
59	15	14534	14354	14354	14241	14241	14149	14149	14149
64	18	13820	13691	13691	13496	13496	13406	13406	13406
70	21	13028	12875	12875	12731	12731	12646	12646	12646
75	24	12262	12101	12101	11969	11969	11890	11890	11890
78	26	11908	11631	11631	11438	11438	11362	11362	11362

*Total Capacity

Capacities in these performance tables reflect normal operation at the temperatures indicated. See specification tables above for certified values under prescribed test conditions.

Performance Data

4TXK2518A10N/4MXW2518A10N - Cooling Mode Performance Data

Outdoor		68F DB (20C)		73F DB (23C)		80F DB (27C)		82F DB (28C)	
Coil air		57F WB (14C)		61F WB (16C)		67F WB (19C)		68F WB (20C)	
DB F	DB C	TC*	SHC**	TC	SHC	TC	SHC	TC	SHC
-20	-29	7611	5632	7915	5936	8311	6150	8477	6612
-13	-25	8096	5991	8420	6315	8841	6543	9018	7034
-4	-20	8347	6177	8681	6511	9115	6745	9297	7252
0	-18	8695	6521	9042	6782	9359	6985	10763	8610
5	-15	10229	7672	10638	8511	11010	9685	13090	9782
14	-10	12786	9685	13319	10089	14020	10620	14160	10726
23	-5	13147	9872	13695	10284	14416	10825	14560	10933
32	-0	13379	10100	13937	10521	14670	11075	14817	11186
41	5	14191	10742	14782	11190	15560	11779	15716	11897
50	10	14610	11081	15219	11543	16020	12150	16180	12272
59	15	15431	11541	16074	12022	16920	12655	17089	12782
68	20	15887	11927	16549	12424	17420	13078	17594	13209
77	25	16901	12651	17605	13178	18532	13872	18717	14011
86	30	19517	13071	20330	13615	21400	14332	21614	14475
95	35	21160	13955	22042	14537	23202	15302	23434	15455
104	40	19099	13675	19895	14244	20942	14994	21151	15144
113	45	15607	12192	16257	12700	17113	13368	17284	13502
122	50	12023	9320	12524	9708	13183	10219	13315	10321
129	54	8416	6564	8767	6837	9228	7197	9320	7269

*Total Capacity **Sensible Heat Capacity

4TXK2518A10N/4MXW2518A10N - Heating Mode Performance Data

Outdoor		68F DB (20C)		73F DB (23C)		80F DB (27C)		82F DB (28C)	
Coil air		57F WB (14C)		61F WB (16C)		67F WB (19C)		68F WB (20C)	
DB F	DB C	TC*	TC	TC	TC	TC	TC	TC	TC
-22	-30	7842	7607	7302	7229				
-13	-25	8911	8644	8298	8215				
-4	-20	11139	10805	10373	10269				
0	-18	13105	12712	12203	12081				
6	-14	14661	14224	13559	13424				
10	-12	15964	15485	14866	14717				
16	-9	16804	16300	15648	15492				
19	-7	17324	16804	16132	15971				
24	-4	17841	17306	16614	16448				
32	0	18205	17659	16953	16783				
41	5	19536	18950	18192	18010				
43	6	21706	21055	20213	20011				
47	8	23340	22640	21734	21517				
53	12	24040	23319	22386	22162				
59	15	19232	18655	17909	17730				
64	18	19617	19028	18267	18084				
70	21	14713	14271	13700	13563				
75	24	10593	10275	9864	9766				
78	26	9004	8734	8385	8301				

*Total Capacity

Capacities in these performance tables reflect normal operation at the temperatures indicated. See specification tables above for certified values under prescribed test conditions.

Performance Data

4TXK2524A10N/4MXW2524A10N - Cooling Mode Performance Data

Outdoor		68F DB (20C)		73F DB (23C)		80F DB (27C)		82F DB (28C)	
Coil air		57F WB (14C)		61F WB (16C)		67F WB (19C)		68F WB (20C)	
DB F	DB C	TC*	SHC**	TC	SHC	TC	SHC	TC	SHC
-20	-29	8386	6215	10941	7909	13274	9662	14844	10759
-13	-25	8738	6307	11107	7997	13486	9809	15052	10930
-4	-20	8836	6346	11148	8107	13636	9879	15174	11011
0	-18	8903	6455	11359	8235	13815	10016	15350	11129
5	-15	11666	8516	14122	10309	16578	12102	17192	12550
14	-10	13201	9703	15657	11508	18113	13313	18727	13764
23	-5	13815	10223	16271	12041	18727	13858	19648	14540
32	-0	14429	10750	16885	12579	19341	14409	20569	15324
41	5	16271	12203	18727	14045	21183	15887	22104	16578
50	10	18113	13675	20569	15530	23025	17384	23946	18079
59	15	19341	14699	21797	16566	24253	18432	24560	18666
68	20	20262	15500	22718	17379	25174	19258	25481	19493
77	25	25788	19857	28244	21748	30700	23639	31007	23875
86	30	27937	21651	30393	23555	32849	25458	31621	24506
95	35	25788	20115	28244	22030	30700	23946	32542	25383
104	40	22411	17593	24867	19521	27323	21449	30393	23859
113	45	20569	16250	23025	18190	25481	20130	27937	22070
122	50	17499	13912	19955	15864	22411	17817	24867	19769
129	54	13201	10561	15657	12526	18113	14490	23946	19157

*Total Capacity **Sensible Heat Capacity

4TXK2524A10N/4MXW2524A10N - Heating Mode Performance Data

Outdoor		68F DB (20C)		73F DB (23C)		80F DB (27C)		82F DB (28C)	
Coil air		57F WB (14C)		61F WB (16C)		67F WB (19C)		68F WB (20C)	
DB F	DB C	TC*	TC	TC	TC	TC	TC	TC	TC
-22	-30	15311	14648	13984	12658				
-13	-25	16250	15587	14924	13597				
-4	-20	17909	17245	16582	15255				
0	-18	20230	19567	18904	17577				
6	-14	21225	20562	19898	18572				
10	-12	21888	21225	20562	19235				
16	-9	24099	23436	22773	21446				
19	-7	25205	24541	23878	22552				
24	-4	28521	27858	27195	25868				
32	0	31174	30511	29848	28521				
41	5	33496	32832	32169	30843				
43	6	34491	33827	33164	31837				
47	8	35154	34491	33827	32501				
53	12	35486	34822	34159	32832				
59	15	35817	35154	34491	33164				
64	18	36812	36149	35486	34159				
70	21	37807	37144	36480	35154				
75	24	38802	38139	37475	36149				
78	26	40128	39465	38802	37475				

*Total Capacity

Capacities in these performance tables reflect normal operation at the temperatures indicated. See specification tables above for certified values under prescribed test conditions.

Performance Data

4TXK2530A10N/4MXW2530A10N - Cooling Mode Performance Data

Outdoor		68F DB (20C)		73F DB (23C)		80F DB (27C)		82F DB (28C)	
Coil air		57F WB (14C)		61F WB (16C)		67F WB (19C)		68F WB (20C)	
DB F	DB C	TC*	SHC**	TC	SHC	TC	SHC	TC	SHC
0	-18	10200	7395	12600	9135	15000	10875	15300	11093
5	-15	11700	8541	14100	10293	16500	12045	16800	12264
14	-10	13200	9702	15600	11466	18000	13230	18300	13451
23	-5	13800	10212	16200	11988	18600	13764	19200	14208
32	0	14400	10728	16800	12516	19200	14304	20100	14975
41	5	16200	12150	18600	13950	21000	15750	21600	16200
50	10	18000	13590	20400	15402	22800	17214	23400	17667
59	15	19200	14592	21600	16416	24000	18240	24000	18240
68	20	20100	15377	22500	17213	24900	19049	24900	19049
77	25	25200	19404	27600	21252	30000	23100	30300	23331
86	30	27900	21623	30300	23483	32700	25343	30900	23948
95	35	25200	19656	27600	21528	30000	23400	31800	24804
104	40	22200	17427	24600	19311	27000	21195	29700	23315
113	45	20400	16116	22800	18012	25200	19908	27300	21567
122	50	17400	13833	19800	15741	22200	17649	24300	19319
129	54	13200	10560	15600	12480	18000	14400	23400	18720

*Total Capacity **Sensible Heat Capacity

4TXK2530A10N/4MXW2530A10N - Heating Mode Performance Data

Outdoor		68F DB (20C)		73F DB (23C)		80F DB (27C)		82F DB (28C)	
Coil air		57F WB (14C)		61F WB (16C)		67F WB (19C)		68F WB (20C)	
DB F	DB C	TC*	TC	TC	TC	TC	TC	TC	TC
-22	-30	12500	12050	12050	11600	11600	10250	10250	10250
-13	-25	13350	12900	12900	12450	12450	11101	11101	11101
-4	-20	14850	14400	14400	13950	13950	12600	12600	12600
0	-18	16950	16500	16500	16050	16050	14701	14701	14701
6	-14	17850	17400	17400	16950	16950	15601	15601	15601
10	-12	18450	18000	18000	17550	17550	16200	16200	16200
16	-9	20450	20000	20000	19550	19550	18200	18200	18200
19	-7	21450	21000	21000	20550	20550	19201	19201	19201
24	-4	24450	24000	24000	23550	23550	22200	22200	22200
32	0	26850	26400	26400	25950	25950	24601	24601	24601
41	5	28950	28500	28500	28050	28050	26700	26700	26700
43	6	31050	30600	30600	30150	30150	27600	27600	27600
47	8	30378	30000	30000	29742	29742	28201	28201	28201
53	12	29362	28984	28984	28727	28727	27185	27185	27185
59	15	28475	28123	28123	27902	27902	26323	26323	26323
64	18	27077	26825	26825	26442	26442	25025	25025	25025
70	21	25528	25225	25225	24942	24942	23425	23425	23425
75	24	24024	23709	23709	23451	23451	21909	21909	21909
78	26	23331	22788	22788	22410	22410	20988	20988	20988

*Total Capacity

Capacities in these performance tables reflect normal operation at the temperatures indicated. See specification tables above for certified values under prescribed test conditions.

Performance Data

4TXK2536A10N/4MXW2536A10N - Cooling Mode Performance Data

Outdoor		68F DB (20C)		73F DB (23C)		80F DB (27C)		82F DB (28C)	
Coil air		57F WB (14C)		61F WB (16C)		67F WB (19C)		68F WB (20C)	
DB F	DB C	TC*	SHC**	TC	SHC	TC	SHC	TC	SHC
0	-18	11424	8282	14112	10231	16800	12180	17136	12424
5	-15	13104	9566	15792	11528	18480	13490	18816	13736
14	-10	14784	10866	17472	12842	20160	14818	20496	15065
23	-5	15456	11437	18144	13427	20832	15416	21504	15913
32	0	16128	12015	18816	14018	21504	16021	22512	16771
41	5	18144	13608	20832	15624	23520	17640	24192	18144
50	10	20160	15221	22848	17250	25536	19280	26208	19787
59	15	21504	16343	24192	18386	26880	20429	26880	20429
68	20	22512	17222	25200	19278	27888	21334	27888	21334
77	25	28224	21733	30912	23802	33600	25872	33936	26131
86	30	31248	24217	33936	26300	36624	28384	34608	26821
95	35	28224	22015	30912	24111	33600	26208	35616	27781
104	40	24864	19518	27552	21628	31920	23738	33264	26112
113	45	22848	18050	25536	20173	28224	22297	30576	24155
122	50	19488	15493	22176	17630	24864	19767	27216	21637
129	54	14784	11827	17472	13978	20160	16128	26208	20966

*Total Capacity **Sensible Heat Capacity

4TXK2536A10N/4MXW2536A10N - Heating Mode Performance Data

Outdoor		68F DB (20C)		73F DB (23C)		80F DB (27C)		82F DB (28C)	
Coil air		57F WB (14C)		61F WB (16C)		67F WB (19C)		68F WB (20C)	
DB F	DB C	TC*	TC	TC	TC	TC	TC	TC	TC
-22	-30	14417	13898	13379	11822				
-13	-25	15397	14878	14359	12803				
-4	-20	17127	16608	16089	14532				
0	-18	19549	19030	18511	16955				
6	-14	20587	20068	19549	17993				
10	-12	21279	20760	20241	18684				
16	-9	23586	23067	22548	20991				
19	-7	24739	24220	23701	22145				
24	-4	28199	27680	27161	25604				
32	0	30967	30448	29929	28373				
41	5	33389	32870	32351	30794				
43	6	35811	35292	34773	31832				
47	8	35036	34600	34303	32525				
53	12	33864	33429	33131	31354				
59	15	32842	32435	32181	30359				
64	18	31229	30938	30496	28862				
70	21	29442	29093	28767	27017				
75	24	27708	27344	27047	25268				
78	26	26908	26282	25846	24206				

*Total Capacity

Capacities in these performance tables reflect normal operation at the temperatures indicated. See specification tables above for certified values under prescribed test conditions.

Mechanical Specifications

Single Zone Outdoor Unit

General

This unit shall be fully charged from the factory for 25 feet (7.6m) of piping. This unit is designed to operate at outdoor ambient temperatures as high as 115°F (46°C). Cooling capacities with the mini-split air handler shown in the catalog are AHRI certified. The unit is ETL listed for outdoor application.

Unit Casing

The unit casing shall be constructed of heavy gauge, galvanized steel and painted with a weather-resistant powder paint.

Single Zone Indoor High Wall

General

The High Wall mounted type air handler shall be completely factory assembled including coil, condensate drain pan, fan motor, washable filter, air purifying filter and electric controls to be used with a wireless remote controller. Unit shall be shipped with a unit mounting plate. Unit shall be matched with a Trane outdoor unit, rated and tested in accordance with AHRI standard. Unit shall be ETL listed.

Unit Casing

Casing shall be provided with knockouts on the right, and left of the unit to facilitate piping and electrical connection on either side of the unit. An electrical service cover shall be provided to permit easy access to the electrical terminal strip.

Refrigerant Controls

Refrigeration system controls include condenser fan and compressor relay. High and low pressure controls are inherent to the compressor. A suction line multi function service valve is standard

Compressor

The compressor features internal over temperature and pressure protection; total dipped hermetic motor windings. Other features include: centrifugal oil pump and low vibration and noise.

Condenser Coil

The coil shall consist of aluminum finned coils brazed to copper tubing. The coil provides airflow resistance and efficient heat transfer. The coil is protected by the casing.

Low Ambient Cooling

Matched 25 Series Trane ductless products, have a cooling capability to -20°F (-29°C) and heating capability to -22°F (-30°C).

Discharge Airflow and Distribution System

Unit shall have auto swing, dual horizontal blades to optimize the aperture outlet for vertical airflow and air distribution. Blade shall close automatically when the air conditioner is turned off to minimize dust entering the unit. Five-Step preset program on the remote controller shall be available to control the blade angle.

Manually adjusted wide-angle louvers shall be provided to adjust the coverage and direction of airflow.

Controls

Units shall have the capability to be controlled remotely.

Remote Controller

The unit shall have an optional wireless infrared remote controller with an easily readable digital display panel to start, stop and regulate the air conditioner from a distance.

The wireless and wired controllers are available for all units. **(Sold separately)**

Healthy Filters

The unit shall have one combined active carbon and catechin filter with the unit. The filter needs to be cleaned at least once a year.



Trane - by Trane Technologies (NYSE: TT), a global climate innovator - creates comfortable, energy efficient indoor environments for commercial and residential applications. For more information, please visit trane.com or tranetechnologies.com.



The AHRI Certified mark indicates Trane U.S. Inc. participation in the AHRI Certification program. For verification of individual certified products, go to ahridirectory.org.

Trane has a policy of continuous data improvement and it reserves the right to change design and specifications without notice. We are committed to using environmentally conscious print practices.