




# Product Data

## Split System Cooling XR17 - 4 Ton

4TTR7048B



*Note: "Graphics in this document are for representation only.  
Actual model may differ in appearance."*



# Features and Benefits

---

- **CLIMATUFF™** 2-stage scroll compressor
- Efficiency up to **18.0 SEER**
- All Aluminum **SPINE FIN™** coil
- **DURATUFF™** weather proof and rust proof base
- **COMFORT "R"™** mode approved for better comfort indoors
- **QUICK-SESS™** cabinet, service access and refrigerant connections with full coil protection
- **WEATHERGUARD™** fasteners
- Glossy corrosion resistant finish tarpaulin gray cabinet with anthracite gray top
- Internal compressor high/low pressure & temperature protection
- Liquid line filter/drier
- Low sound with advanced PSC fan motor
- Service valve cover
- R-410A refrigerant
- From 70 to 100% capacity modulation
- 100% run test in the factory
- Low ambient cooling to 55° as shipped
- **Extended warranties available**

# Contents

---

<b>Features and Benefits</b>	<b>2</b>
<b>General Data</b>	<b>4</b>
Product Specifications	4
A-weighted Sound Power Level [dB(A)]	4
Accessory Description and Usage	4
AHRI Standard Capacity Rating Conditions	4
<b>Model Nomenclature</b>	<b>5</b>
<b>Electrical Data</b>	<b>6</b>
<b>Model Nomenclature</b>	<b>8</b>
<b>Mechanical Specifications</b>	<b>9</b>



# General Data

## Product Specifications

<b>Model No.</b> ①	<b>4TTR7048B1000A</b>
Electrical Data V/Ph/Hz ②	208/230/1/60
Min Cir Ampacity	28
Max Fuse Size (Amps)	45
Compressor	CLIMATUFF® - SCROLL
No. Compress. – No. Stages	1-2
RL AMPS - LR AMPS	20.4 - 122
Outdoor Fan FL Amps	2.8
Fan HP	1/3
Fan Dia (inches)	27.6
Coil	Spine Fin™
Refrigerant R-410A	13/3-LB/OZ
Line Size - (in.) O.D. Gas ③	7/8
Line Size - (in.) O.D. Liquid ③	3/8
Dimensions H x W x D (Crated)	51.0 x 35.1 x 38.7
Weight - Shipping	296
Weight - Net	259
Start Components	NO
Sound Enclosure	NO
Compressor Sump Heat	NO
<b>Optional Accessories:</b> ④	
Rubber Isolator Kit	BAYISLT101
Snow Leg - Base & Cap 4" High	BAYLEGS002
Snow Leg - 4" Extension	BAYLEGS003
Hard Start Kit Scroll	BAYKSKT266
Crankcase Heater Kit	BAYCCHT301
Extreme Condition Mounting Kit	BAYECMT004
Vertical Discharge Air Kit Base 4	BAYVDTA004
Auto Charge Solenoid Kit	BAYCAKT001
Refrigerant Lineset ⑤	

① Certified in accordance with the Air-Source Unitary Heat Pump Equipment certification program which is based on AHRI Standard 210/240.

② Calculated in accordance with N.E.C. Only use HACR circuit breakers or fuses.

③ Standard line lengths - 60'. Standard lift - 25' Suction and Liquid line.

For Greater lengths and lifts refer to refrigerant piping software Pub# 32-3312-01. (\*denotes latest revision)

④ For accessory description and usage, see page 4.

⑤ 25, 30, 35 and 50 foot linesets available. For a complete listing of lineset options available from equipment or supply stores, refer to the Trane Residential and Light Commercial Product Handbook.

## Accessory Description and Usage

**Rubber Isolators** — 5 rubber donuts to isolate condensing unit from mounting frame or pad. Use on any application where sound transmission needs to be minimized.

**Extreme Conditions Mounting Kit** — Bracket kits to securely mount condensing unit to a frame or pad without removing any panels. Use in areas with high winds, or on commercial rooftops, etc.

**Low Ambient Cooling** — For low ambient cooling below 55° see Application Guide APP-APG013-EN.

## AHRI Standard Capacity Rating Conditions

### AHRI STANDARD 210/240 RATING CONDITIONS —

(A) Cooling 80°F DB, 67°F WB air entering indoor coil, 95°F DB air entering outdoor coil.

(B) High Temperature Heating 47°F DB, 43°F WB air entering outdoor coil, 70°F DB air entering indoor coil.

(C) Low Temperature Heating 17°F DB, 15°F WB air entering outdoor coil, 70°F DB air entering indoor coil.

(D) Rated indoor airflow for heating is the same as for cooling.

### AHRI STANDARD 270 RATING CONDITIONS —

(Noise rating numbers are determined with the unit in cooling operation.) Standard Noise Rating number is at 95°F outdoor air.

## Sound Power Level

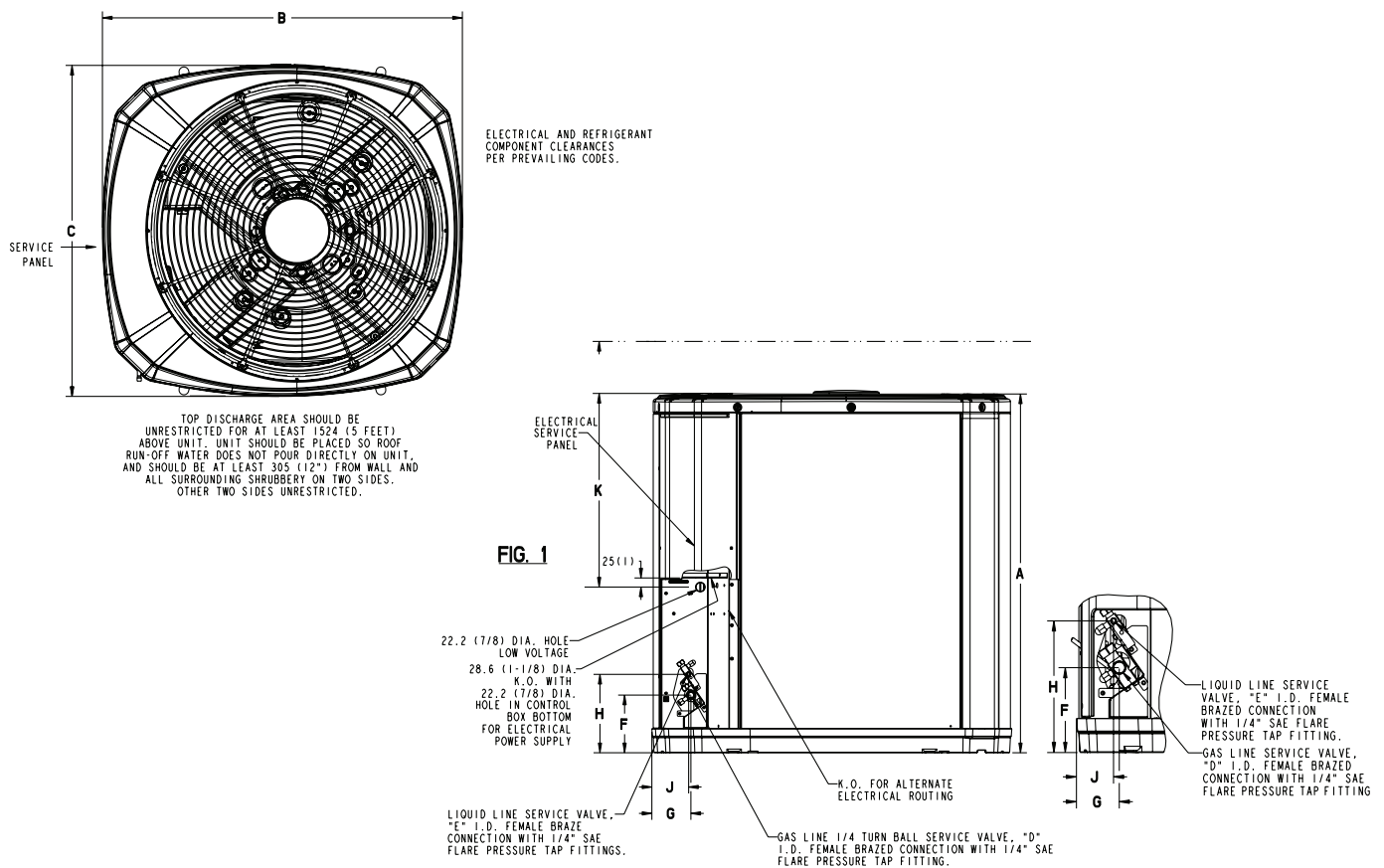
Model	A-Weighted Sound Power Level [dB(A)]	Full Octave Sound Power [dB]							
		63 Hz	125 Hz	250 Hz	500 Hz	1000 Hz	2000 Hz	4000 Hz	8000 Hz
4TTR7048B	73	70	67	68	66	63	56	53	49

Note: Rated in accordance with AHRI Standard 270-2008

# Dimensions

## 4TTR7 Outline Drawing

Note: All dimensions are in MM (Inches).



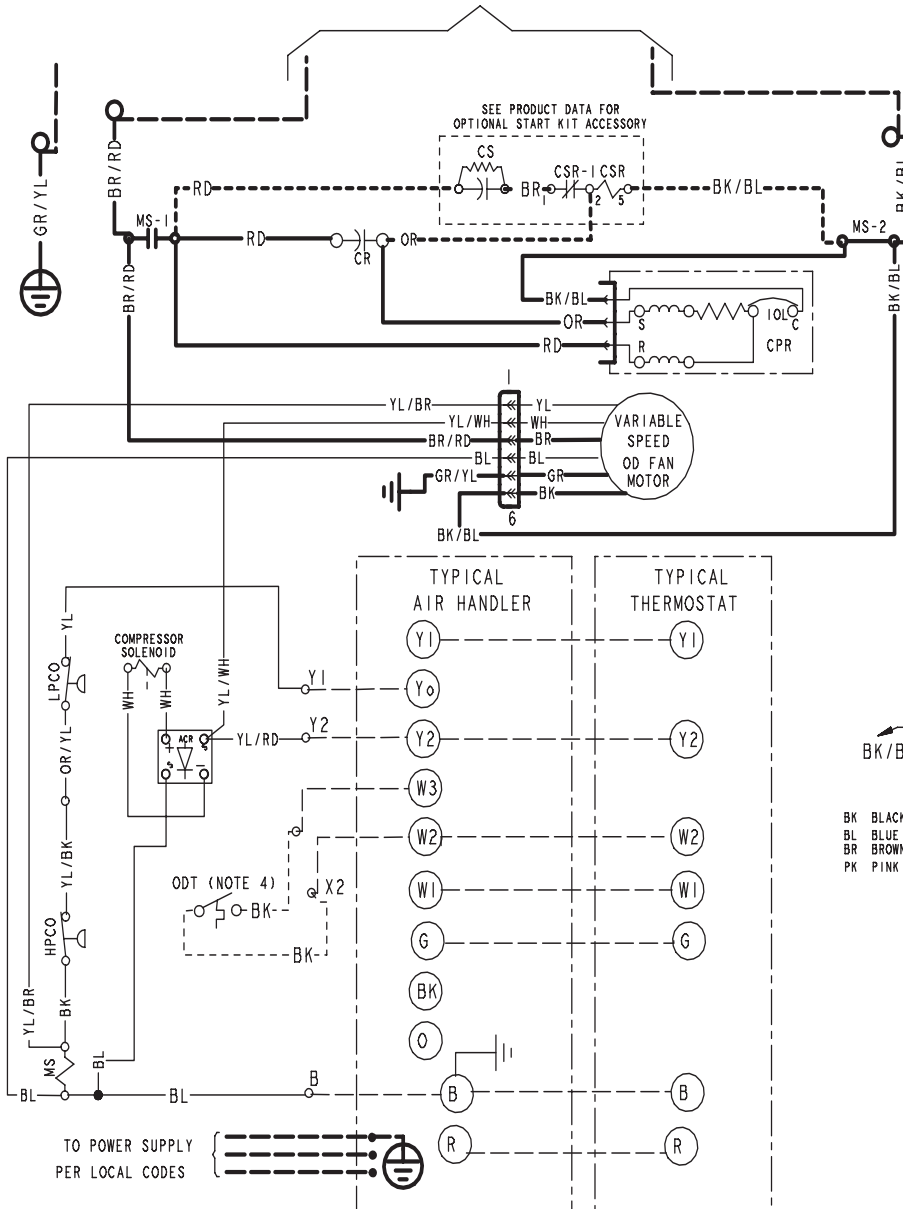
MODELS	BASE	A	B	C	D	E	F	G	H	J	K
4TTR7048B	4	1147 (45 1/8)	946 (37-1/4)	870 (34-1/4)	7/8	3/8	152 (6)	98 (3-7/8)	219 (8-5/8)	86 (3-3/8)	813 (32)



# Electrical Data

## Schematic Diagram

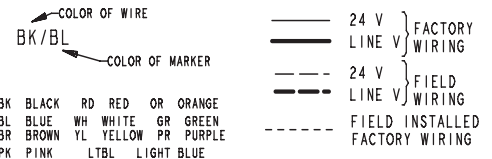
TO POWER SUPPLY PER UNIT NAMEPLATE AND LOCAL CODES



- ACR A/C RECTIFIER
- CF FAN CAPACITOR
- CN WIRECONNECTOR
- CPR COMPRESSOR
- CR RUN CAPACITOR
- CS STARTING CAPACITOR
- CSR CAPACITOR SWITCHING RELAY
- F INDOOR FAN RELAY
- HPCO HIGH PRESSURE CUTOFF SWITCH
- LPCO LOW PRESSURE CUTOFF SWITCH
- IOL INTERNAL OVERLOAD PROTECTOR
- SM SYSTEM ON-OFF SWITCH
- MS COMPRESSOR MOTOR CONTACTOR
- ODA OUTDOOR ANTICIPATOR
- ODT OUTDOOR FAN THERMOSTAT
- ODS OUTDOOR TEMPERATURE SENSOR
- ODT OUTDOOR THERMOSTAT
- SC SWITCH OVER VALVE SOLENOID
- TDL DISCHARGE LINE THERMOSTAT
- TDR TIME DELAY RELAY
- TNS TRANSFORMER

FOR CANADIAN INSTALLATIONS  
POUR INSTALLATIONS CANADIENNES

CAUTION: NOT SUITABLE FOR USE ON SYSTEMS EXCEEDING 150V-TO-GROUND  
ATTENTION: NE CONVIENT PAS AUX INSTALLATIONS DE PLUS DE 150 V A LA TERRE



NOTES:

1. BE SURE POWER SUPPLY AGREES WITH EQUIPMENT NAMEPLATE.
2. POWER WIRING AND GROUNDING OF EQUIPMENT MUST COMPLY WITH LOCAL CODES.
3. LOW VOLTAGE WIRING TO BE NO. 18 AWG MINIMUM CONDUCTOR.
4. IF OUTDOOR THERMOSTAT (ODT) IS NOT USED, CONNECT W2 TO W3.
5. WITH Y1 ENERGIZED, INDOOR FAN IS 1ST STAGE AIRFLOW.
6. WITH Y1 AND Y2 ENERGIZED, INDOOR FAN IS 2ND STAGE AIRFLOW.
7. SEE AIR HANDLER INSTALLER GUIDE FOR DIP SWITCH CONFIGURATIONS.

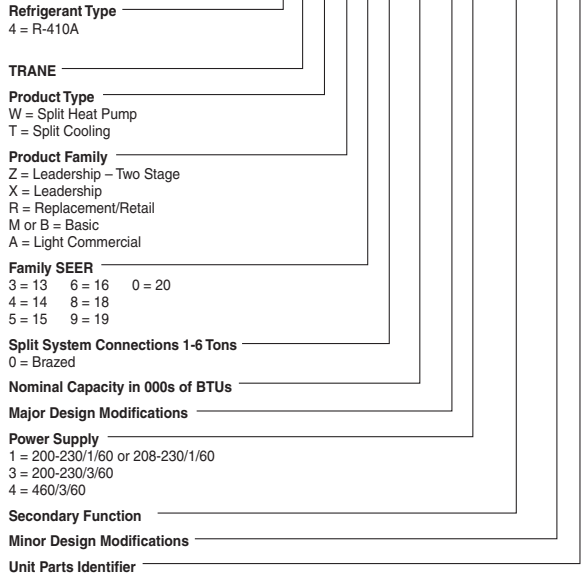
PRINTED FROM DI60141P01 REV B



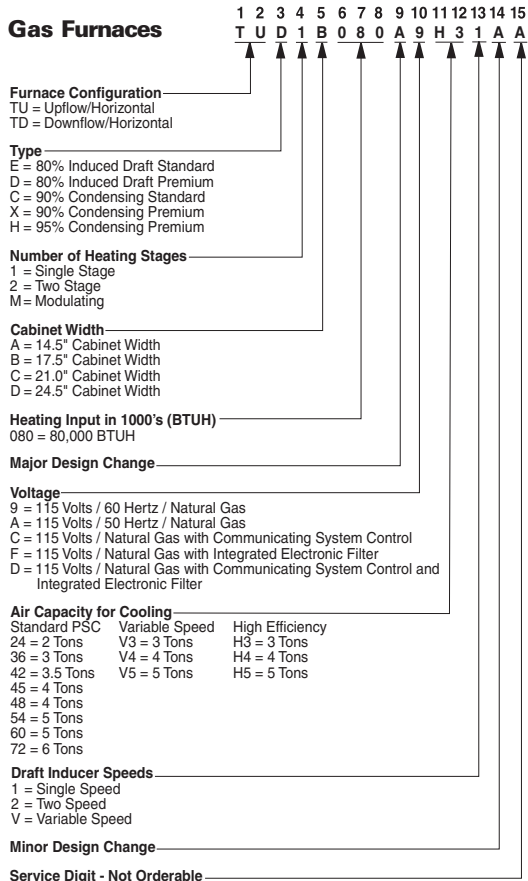


# Model Nomenclature

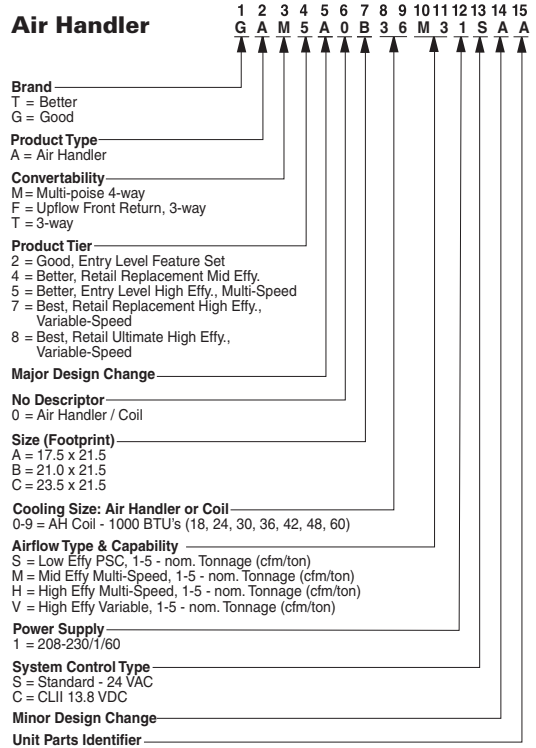
## Outdoor Units



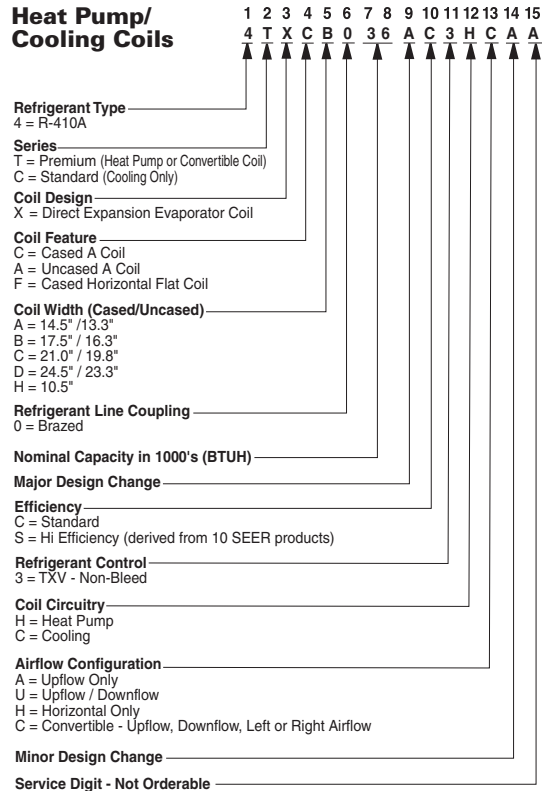
## Gas Furnaces



## Air Handler



## Heat Pump/ Cooling Coils







# Mechanical Specifications

---

## General

The outdoor condensing units are factory charged with the system charge required for the outdoor condensing unit, ten (10) feet of tested connecting line, and the smallest rated indoor evaporative coil match. This unit is designed to operate at outdoor ambient temperatures as high as 115°F. Cooling capacities are matched with a wide selection of air handlers and furnace coils that are AHRI certified. The unit shall be certified to UL 1995. Exterior is designed for outdoor application.

## Casing

Unit casing is constructed of heavy gauge, G60 galvanized steel and painted with a weather-resistant powder paint on all louvers and panels. Corrosion and weatherproof CMBP-G30 DuraTuff™ base.

## Refrigerant Controls

Refrigeration system controls include condenser fan, compressor contactor and high pressure switch. High and low pressure controls are inherent to the compressor. A factory installed liquid line drier is standard.

## Compressor

The Climatuff® 2-stage compressor features internal over temperature and pressure protection and hermetic motor. Other features include: centrifugal oil pump and modular plugs for electrical connections.

## Condenser Coil

The outdoor coil provides low airflow resistance and efficient heat transfer. The coil is protected on all four sides by louvered panels.

## Low Ambient Cooling

As manufactured, this unit has a cooling capability to 55°F. For low ambient cooling below 55° see Application Guide.



Trane - by Trane Technologies (NYSE: TT), a global climate innovator - creates comfortable, energy efficient indoor environments for commercial and residential applications. For more information, please visit [trane.com](http://trane.com) or [tranetechnologies.com](http://tranetechnologies.com).

---



The AHRI Certified mark indicates Trane U.S. Inc. participation in the AHRI Certification program. For verification of individual certified products, go to [ahridirectory.org](http://ahridirectory.org).

Trane has a policy of continuous data improvement and it reserves the right to change design and specifications without notice. We are committed to using environmentally conscious print practices.

22-1942-1C-EN 24 Mar 2020  
Supersedes 22-1942-1B-EN (May 2019)

© 2020 Trane