



It's Hard To Stop A Trane.®



Beveled Top
Smoother Design
Small compact cabinet
Recessed access handles

Precedent™ Packaged Gas/Electric Convertible 3-5 Tons

Standard Features:

- Trane scroll compressors on all 3-5 ton units
- Colored and numbered wiring
- Phase Monitor, R-410A, 3 Phase Units
- Provisions for through the Base Gas and Condensate Drain Connections
- Crankcase Heaters
- 2" throwaway filters provided on all units
- Liquid Line Refrigerant Drier
- Operating Charge of R-410A
- IAQ Sloped Drain Pans
- Low Ambient to 40°F on Electromechanical models
- Low Ambient to 0°F on ReliaTel™ models
- 5 - year Limited Compressor Warranty
- 5 - year Limited Heat Exchanger Warranty
- 1 - year Limited Parts Warranty

Added Flexibility

- Electromechanical or ReliaTel™ controls (See page LPC-9 for ReliaTel™ Control Information)
- Standard or high efficiency cooling models available. 17+ available in 3-5T. For reference to 17+ please refer to publications RT-PRC048-EN and RT-SLB020-EN.
- Low, medium or high heat, single or two stage
- Convertible airflow
- Fork lift openings on three sides of unit
- Direct or belt drive - standard or oversized motors
- We don't prepackage options
- Choose options tailored to suit each job — pay only for what is needed
- Units ship with options installed — and within our standard ship cycle time

Factory Installed Options

- Through-the-Base — Electrical
- Convenience Outlet — Powered or unpowered
- Unit Disconnect Switch
- Circuit Breaker
- Smoke Detectors — Supply, return, or both
- Condenser Coil Coating
- Hinged Access Service Panels
- Discharge Air Sensor
- Fan Fail and Clogged Filter Switches
- Condenser Coil Guard — Hail Protection Quality
- Hot Gas Reheat Coil - Dehumidification (High Efficiency Units Only)
- Expansion valve and split face evaporator coil
- TCI (Trane Communications Interface)
- LonTalk® (Communications Interface)
- BACnet™ (Communications Interface)
- 2" Pleated Media filters (MERV 8 & 13)
- Froststat
- Multi-Speed & Single Zone VAV ID Airflow
- Demand Control Ventilation
- Stainless Steel Drainpan
- Condensate Drainpan Overflow Switch

The same Trane Quality and Reliability ... with added Flexibility!

For complete equipment / combination selections, installation instructions and warranty information, please refer to Product Data/Ratings and/or Installers Guides and Limited Warranty Handbooks.

LPG-1

Effective 1/1/24
22-8301-37



It's Hard To Stop A Trane.®

Precedent™ Packaged Gas/Electric Convertible 3-5 Tons, 17 SEER, R-410A

Table LPG-2-A — Precedent™ 17 Plus - R-410A - ReliaTel™ Controls Only

Tons	Unit Ordering No.	Performance SEER	Cooling Capacity (Btuh)	Heating Output ^① Capacity (Btuh)	S.S. Furnace Eff%	Cabinet Dimensions (in.) H x W x L	Downflow Supply	Downflow Return	Shipping Weight (lbs.)	MCA**	Max. Fuse**
YHC - 208-230/3/60 - Three Phase - Low Heat											
3	YHC037E3RLA005D	17.5	36,500	48,000	78	36 x 44 x 69	18 x 15.5	24 x 14	676	24	30
4	YHC047E3RLA005D	17.5	50,500	49,000	80	41 x 53 x 88	33 x 17.5	32 x 17.5	858	30	40
5	YHC067E3RLA005D	17.2	60,000	49,000	80	41 x 53 x 88	33 x 17.5	32 x 17.5	917	33	45
YHC - 460/3/60 - Three Phase - Low Heat											
3	YHC037E4RLA005D	17.5	36,500	48,000	78	36 x 44 x 69	18 x 15.5	24 x 14	676	12	15
4	YHC047E4RLA005D	17.5	50,500	49,000	80	41 x 53 x 88	33 x 17.5	32 x 17.5	858	14	20
5	YHC067E4RLA005D	17.2	60,000	49,000	80	41 x 53 x 88	33 x 17.5	32 x 17.5	917	16	20
YHC - 575/3/60 - Three Phase - Low Heat											
3	YHC037EWRLA005D	17.5	36,500	48,000	78	36 x 44 x 69	18 x 15.5	24 x 14	676	9	15
4	YHC047EWRLA005D	17.5	50,500	49,000	80	41 x 53 x 88	33 x 17.5	32 x 17.5	858	11	15
5	YHC067EWRLA005D	17.2	60,000	49,000	80	41 x 53 x 88	33 x 17.5	32 x 17.5	917	12	15
YHC - 208-230/3/60 - Three Phase - Medium Heat											
3	YHC037E3RMA005D	17.5	36,500	64,000	78	36 x 44 x 69	18 x 15.5	24 x 14	676	24	30
4	YHC047E3RMA005D	17.5	50,500	64,000	80	41 x 53 x 88	33 x 17.5	32 x 17.5	858	30	40
5	YHC067E3RMA005D	17.2	60,000	64,000	80	41 x 53 x 88	33 x 17.5	32 x 17.5	917	33	45
YHC - 460/3/60 - Three Phase - Medium Heat											
3	YHC037E4RMA005D	17.5	36,500	64,000	78	36 x 44 x 69	18 x 15.5	24 x 14	676	12	15
4	YHC047E4RMA005D	17.5	50,500	64,000	80	41 x 53 x 88	33 x 17.5	32 x 17.5	858	14	20
5	YHC067E4RMA005D	17.2	60,000	64,000	80	41 x 53 x 88	33 x 17.5	32 x 17.5	917	16	20
YHC - 575/3/60 - Three Phase - Medium Heat											
3	YHC037EWRMA005D	17.5	36,500	64,000	78	36 x 44 x 69	18 x 15.5	24 x 14	676	9	15
4	YHC047EWRMA005D	17.5	50,500	64,000	80	41 x 53 x 88	33 x 17.5	32 x 17.5	858	11	15
5	YHC067EWRMA005D	17.2	60,000	64,000	80	41 x 53 x 88	33 x 17.5	32 x 17.5	917	12	15
YHC - 208-230/3/60 - Three Phase - High Heat											
3	YHC037E3RMA005D	17.5	36,500	80,000	78	36 x 44 x 69	18 x 15.5	24 x 14	676	24	30
4	YHC047E3RMA005D	17.5	50,500	96,000	80	41 x 53 x 88	33 x 17.5	32 x 17.5	858	30	40
5	YHC067E3RMA005D	17.2	60,000	104,000	80	41 x 53 x 88	33 x 17.5	32 x 17.5	917	33	45
YHC - 460/3/60 - Three Phase - High Heat											
3	YHC037E4RMA005D	17.5	36,500	80,000	78	36 x 44 x 69	18 x 15.5	24 x 14	676	12	15
4	YHC047E4RMA005D	17.5	50,500	96,000	80	41 x 53 x 88	33 x 17.5	32 x 17.5	858	14	20
5	YHC067E4RMA005D	17.2	60,000	104,000	80	41 x 53 x 88	33 x 17.5	32 x 17.5	917	16	20
YHC - 575/3/60 - Three Phase - High Heat											
3	YHC037EWRMA005D	17.5	36,500	80,000	78	36 x 44 x 69	18 x 15.5	24 x 14	676	9	15
4	YHC047EWRMA005D	17.5	50,500	96,000	80	41 x 53 x 88	33 x 17.5	32 x 17.5	858	11	15
5	YHC067EWRMA005D	17.2	60,000	104,000	80	41 x 53 x 88	33 x 17.5	32 x 17.5	917	12	15

005D = Includes Factory-Installed Hail Guards

① Downflow Airflow/Horizontal Airflow

** Information subject to change. Please confirm with current Product Data/Service Facts for current factory production.



It's Hard To Stop A Trane.®

Precedent™ Packaged Gas/Electric Convertible 3-5 Tons, 15 SEER, R-410A

Light Commercial Packaged Gas/Electric

Table LPG-3-A - Base Unit - 15 SEER High Efficiency - Electromechanical or ReliaTel™

Tons	Unit Ordering No.	Performance SEER	Cooling Capacity (Btuh)	Heating Output [Ⓢ] Capacity (Btuh)	AFUE/S.S. Furnace Eff%	Cabinet Dimensions (in.) H x W x L	Downflow Supply	Downflow Return	Shipping Weight (lbs.)	MCA**	Max. Fuse**
YHC - 208-230/3/60 - Three Phase - Low Heat											
3	YHC036E3*LA005D	15.0	37,600	48,000	78	36 x 44 x 69	18 x 15.5	24 x 14	637	21	30
4	YHC048F3*LA005D	15.0	49,930	49,000	80	41 x 53 x 88	33 x 17.5	32 x 17.5	869	26	35
5	YHC060F3*LA005D	15.0	61,000	49,000	80	41 x 53 x 88	33 x 17.5	32 x 17.5	894	30	45
YHC - 460/3/60 - Three Phase - Low Heat											
3	YHC036E4*LA005D	15.0	37,600	48,000	78	36 x 44 x 69	18 x 15.5	24 x 14	637	12	15
4	YHC048F4*LA005D	15.0	49,930	49,000	80	41 x 53 x 88	33 x 17.5	32 x 17.5	869	13	15
5	YHC060F4*LA005D	15.0	61,000	49,000	80	41 x 53 x 88	33 x 17.5	32 x 17.5	894	14	20
YHC - 575/3/60 - Three Phase - Low Heat											
3	YHC036EW*LA005D	14.4	37,600	48,000	78	36 x 44 x 69	18 x 15.5	24 x 14	637	10	15
4	YHC048FW*LA005D	15.0	49,930	49,000	80	41 x 53 x 88	33 x 17.5	32 x 17.5	869	11	15
5	YHC060FW*LA005D	15.0	61,000	49,000	80	41 x 53 x 88	33 x 17.5	32 x 17.5	894	11	15
YHC - 208-230/3/60 - Three Phase - Medium Heat											
3	YHC036E3*MA005D	15.0	37,600	64,000	78	36 x 44 x 69	18 x 15.5	24 x 14	676	21	30
4	YHC048F3*MA005D	15.0	49,930	64,000	79	41 x 53 x 88	33 x 17.5	32 x 17.5	858	26	35
5	YHC060F3*MA005D	15.0	61,000	64,000	79	41 x 53 x 88	33 x 17.5	32 x 17.5	917	30	45
YHC - 460/3/60 - Three Phase - Medium Heat											
3	YHC036E4*MA005D	15.0	37,600	64,000	78	36 x 44 x 69	18 x 15.5	24 x 14	676	12	15
4	YHC048F4*MA005D	15.0	49,930	64,000	79	41 x 53 x 88	33 x 17.5	32 x 17.5	858	13	15
5	YHC060F4*MA005D	15.0	61,000	64,000	79	41 x 53 x 88	33 x 17.5	32 x 17.5	917	14	20
YHC - 575/3/60 - Three Phase - Medium Heat											
3	YHC036EW*MA005D	14.4	37,600	64,000	78	36 x 44 x 69	18 x 15.5	24 x 14	676	10	15
4	YHC048FW*MA005D	15.0	49,930	64,000	79	41 x 53 x 88	33 x 17.5	32 x 17.5	858	11	15
5	YHC060FW*MA005D	15.0	61,000	64,000	79	41 x 53 x 88	33 x 17.5	32 x 17.5	917	11	15
YHC - 208-230/3/60 - Three Phase - High Heat											
3	YHC036E3*HA005D	15.0	37,600	96,000	78	36 x 44 x 69	18 x 15.5	24 x 14	676	21	30
4	YHC048F3*HA005D	15.0	49,930	96,000	79	41 x 53 x 88	33 x 17.5	32 x 17.5	858	26	35
5	YHC060F3*HA005D	15.0	61,000	104,000	80	41 x 53 x 88	33 x 17.5	32 x 17.5	917	30	45
YHC - 460/3/60 - Three Phase - High Heat											
3	YHC036E4*HA005D	15.0	37,600	96,000	78	36 x 44 x 69	18 x 15.5	24 x 14	676	12	15
4	YHC048F4*HA005D	15.0	49,930	96,000	79	41 x 53 x 88	33 x 17.5	32 x 17.5	858	13	15
5	YHC060F4*HA005D	15.0	61,000	104,000	80	41 x 53 x 88	33 x 17.5	32 x 17.5	917	14	20
YHC - 575/3/60 - Three Phase - High Heat											
3	YHC036EW*HA005D	14.4	37,600	96,000	78	36 x 44 x 69	18 x 15.5	24 x 14	676	10	15
4	YHC048FW*HA005D	15.0	49,930	96,000	79	41 x 53 x 88	33 x 17.5	32 x 17.5	858	11	15
5	YHC060FW*HA005D	15.0	61,000	104,000	80	41 x 53 x 88	33 x 17.5	32 x 17.5	917	11	15

005D = Includes Factory-Installed Hail Guards

Ⓢ Downflow Airflow/Horizontal Airflow

* Digit 9-E=Electromechanical or R=ReliaTel™.

** Information subject to change. Please confirm with current Product Data/Service Facts for current factory production.



It's Hard To Stop A Trane.®

Precedent™ Packaged Gas/Electric Convertible 3-5 Tons, 14 SEER, R-410A

Table LPG-4-A - Base Unit - 14 SEER - Electromechanical or ReliaTel™

Tons	Unit Ordering No.	Performance SEER	Cooling Capacity (Btuh)	Heating Output ^① Capacity Lo/Hi (Btuh)	AFUE%	Cabinet Dimensions (in.) H x W x L	Downflow Supply	Downflow Return	Shipping Weight (lbs.)	MCA**	Max. Fuse**
YSC - 208/230/3/60 - Three Phase - Low Heat											
3	YSC036G3*LB005D	14.0	37,000	44,800/64,000	82	41 x 44 x 69	18 x 15.5	24 x 14	577	20	30
4	YSC048G3*LB005D	14.0	49,000	44,800/64,000	82	41 x 44 x 69	18 x 15.5	24 x 14	598	26	35
5	YSC060G3*LB005D	14.0	60,000	44,800/64,000	82	41 x 44 x 69	18 x 15.5	24 x 14	627	29	40
YSC - 460/3/60 - Three Phase - Low Heat											
3	YSC036G4*LB005D	14.0	37,000	44,800/64,000	82	41 x 44 x 69	18 x 15.5	24 x 14	577	10	15
4	YSC048G4*LB005D	14.0	49,000	44,800/64,000	82	41 x 44 x 69	18 x 15.5	24 x 14	598	11	15
5	YSC060G4*LB005D	14.0	60,000	44,800/64,000	82	41 x 44 x 69	18 x 15.5	24 x 14	627	13	15
YSC - 575/3/60 - Three Phase - Low Heat											
3	YSC036GW*LB005D	14.0	37,000	44,800/64,000	82	41 x 44 x 69	18 x 15.5	24 x 14	577	8	15
4	YSC048GW*LB005D	14.0	49,000	44,800/64,000	82	41 x 44 x 69	18 x 15.5	24 x 14	598	10	15
5	YSC060GW*LB005D	14.0	60,000	44,800/64,000	82	41 x 44 x 69	18 x 15.5	24 x 14	627	10	15
YSC - 208/230/3/60 - Three Phase - Medium Heat											
3	YSC036G3*MB005D	14.0	37,000	56,000/80,000	82	41 x 44 x 69	18 x 15.5	24 x 14	577	20	30
4	YSC048G3*MB005D	14.0	49,000	56,000/80,000	82	41 x 44 x 69	18 x 15.5	24 x 14	598	26	35
5	YSC060G3*MB005D	14.0	60,000	56,000/80,000	82	41 x 44 x 69	18 x 15.5	24 x 14	627	29	40
YSC - 460/3/60 - Three Phase - Medium Heat											
3	YSC036G4*MB005D	14.0	37,000	56,000/80,000	82	41 x 44 x 69	18 x 15.5	24 x 14	577	10	15
4	YSC048G4*MB005D	14.0	49,000	56,000/80,000	82	41 x 44 x 69	18 x 15.5	24 x 14	598	11	15
5	YSC060G4*MB005D	14.0	60,000	56,000/80,000	82	41 x 44 x 69	18 x 15.5	24 x 14	627	13	15
YSC - 575/3/60 - Three Phase - Medium Heat											
3	YSC036GW*MB005D	14.0	37,000	56,000/80,000	82	41 x 44 x 69	18 x 15.5	24 x 14	577	8	15
4	YSC048GW*MB005D	14.0	49,000	56,000/80,000	82	41 x 44 x 69	18 x 15.5	24 x 14	598	10	15
5	YSC060GW*MB005D	14.0	60,000	56,000/80,000	82	41 x 44 x 69	18 x 15.5	24 x 14	627	10	15
YSC - 208/230/3/60 - Three Phase - High Heat											
3	YSC036G3*HB005D	14.0	37,000	67,200/96,000	82	41 x 44 x 69	18 x 15.5	24 x 14	577	20	30
4	YSC048G3*HB005D	14.0	49,000	72,800/104,000	82	41 x 44 x 69	18 x 15.5	24 x 14	598	26	35
5	YSC060G3*HB005D	14.0	60,000	84,000/120,000	82	41 x 44 x 69	18 x 15.5	24 x 14	627	29	40
YSC - 460/3/60 - Three Phase - High Heat											
3	YSC036G4*HB005D	14.0	37,000	67,200/96,000	82	41 x 44 x 69	18 x 15.5	24 x 14	577	10	15
4	YSC048G4*HB005D	14.0	49,000	72,800/104,000	82	41 x 44 x 69	18 x 15.5	24 x 14	598	11	15
5	YSC060G4*HB005D	14.0	60,000	84,000/120,000	82	41 x 44 x 69	18 x 15.5	24 x 14	627	13	15
YSC - 575/3/60 - Three Phase - High Heat											
3	YSC036GW*HB005D	14.0	37,000	67,200/96,000	82	41 x 44 x 69	18 x 15.5	24 x 14	577	8	15
4	YSC048GW*HB005D	14.0	49,000	72,800/104,000	82	41 x 44 x 69	18 x 15.5	24 x 14	598	10	15
5	YSC060GW*HB005D	14.0	60,000	84,000/120,000	82	41 x 44 x 69	18 x 15.5	24 x 14	627	10	15

005D = Includes Factory-Installed Hail Guards

① Downflow Airflow/Horizontal Airflow

* Digit 9-E=Electromechanical or R=ReliaTel™.

** Information subject to change. Please confirm with current Product Data/Service Facts for current factory production.



It's Hard To Stop A Trane.®

Precedent™ Packaged Gas/Electric Convertible 3-5 Tons (Model Digit Numbers)

Light Commercial
Packaged Gas/Electric

Digit	Description	Order Number	Digit	Description	Order Number
1-8	Main Assembly (see previous page)		20	Convenience Outlet	
9	Unit Controls			No Convenience Outlet	0
	Electromechanical	E		Unpowered Convenience Outlet.....	A
	ReliaTel™ Micro-processor	R		Powered Convenience Outlet (three-phase only)®	B
10	Heating Capacity		21	Communications Options ³	
	Low.....	L		No Communications Interface	0
	Medium	M		Trane Communications Interface.....	1
	High.....	H		LonTalk® Communications Interface.....	2
	Low - Stainless Steel Heat Exchanger.....	X		BACnet™ Communications Interface	6
	Medium - Stainless Steel Heat Exchanger	Y	22	Refrigeration System Option	
	High - Stainless Steel Heat Exchanger.....	Z		Standard Refrigeration System ¹	0
11	Design Sequence	*		Dehumidification Option ² ②②.....	B
12-13	Service Sequence		23	Refrigeration Controls	
	First Sequence (Factory assigned)	*,*		<i>Note: Applicable to Digit 7 = E, F.....</i>	
14	Fresh Air Selection			No Refrigeration Control ³	0
	No Fresh Air	0		Frostat ² ②.....	1
	Manual Outside Air Damper 0-50% ⁴	A	24	Smoke Detector ⁶	
	Motorized Outside Air Damper 0-50% ⁷	B		No Smoke Detector.....	0
	Economizer, Dry Bulb 0-100%			Return Air Smoke Detector ¹ ②.....	A
	without Barometric Relief ⁷	C		Supply Air Smoke Detector.....	B
	Economizer, Dry Bulb 0-100% with Barometric Relief ⁷ ..	D		Supply and Return Air Smoke Detectors ¹ ②.....	C
	Economizer, Reference Enthalpy 0-100%			Plenum Smoke Detector.....	D
	without Barometric Relief ³ ⑦.....	E	25	System Monitoring Controls	
	Economizer, Reference Enthalpy 0-100%			No Monitoring Control ⁸	0
	with Barometric Relief ³ ⑦.....	F		Clogged Filter Switch ⁸	1
	Economizer, Comparative Enthalpy 0-100%			Fan Failure Switch ⁸	2
	without Barometric Relief ³ ⑦.....	G		Discharge Air SensingTube ⁸	3
	Economizer, Comparative Enthalpy 0-100%			Clogged Filter Switch and Fan Failure Switch ⁸	4
	with Barometric Relief ³ ⑦.....	H		Clogged Filter Switch and Discharge Air SensingTube ⁸	5
	Low Leak Economizer, Dry Bulb with Barometric Relief..	K		Fan Failure Switch and Discharge Air SensingTube ⁸	6
	Low Leak Economizer, Comparative Enthalpy			Clogged Filter Switch, Fan Failure Switch and	
	with Barometric Relief.....	M		Discharge Air SensingTube ⁸	7
	Low Leak Economizer, Reference Enthalpy			Condensate Drain Pan Overflow Switch.....	A
	with Barometric Relief.....	P		Clogged Filter Switch ⁸ and Condensate Drain Pan	
15	Supply Fan/Drive Type/Motor			Overflow Switch	B
	Standard Drive ⁹	0		Fan Failure Switch ⁸ and Condensate Drain Pan	
	Oversized Motor	1		Overflow Switch	C
	Optional Belt Drive Motor ¹⁰	2		Discharge Air Sensing ⁸ and Condensate Drain Pan	
	Single Zone VAV ¹¹	6		Overflow Switch	D
	Multi-Speed Indoor Fan ¹²	7		Clogged Filter Switch ⁸ , Fan Failure Switch ⁸	
	VAV Supply Air Temperature Control Standard Motor ¹³	E		and Condensate Drain Pan Overflow Switch.....	E
16	Hinged Service Access/Filters			Clogged Filter Switch ⁸ , Discharge Air SensingTube ⁸	
	Standard Panels/Standard Filters.....	0		and Condensate Drain Pan Overflow Switch.....	F
	Hinged Access Panels/Standard Filters.....	A		Fan Failure Switch, Discharge Air SensingTube ⁸	
	Standard Panels/2" MERV 8 Filters.....	B		and Condensate Drain Pan Overflow Switch.....	G
	Hinged Access Panels/2" MERV 8 Filters	C		Clogged Filter Switch ⁸ , Fan Failure Switch ⁸ ,	
	Standard Panels/2" MERV 13 Filters	D		Discharge Air Sensing ⁸ and Condensate Drain Pan	
	Hinged Access Panels/2" MERV 13 Filters.....	E		Overflow Switch	H
17	Condenser Coil Protection		26	System Monitoring Controls	
	Standard Coil.....	0		No Monitoring Controls	0
	Standard Coil with Hail Guard.....	1		Demand Control Ventilation (CO ₂) ¹⁴ ③.....	A
	Black Epoxy Pre-Coated Condenser Coil ¹⁵	2	27	Unit Hardware Enhancements	
	Black Epoxy Pre-Coated Condenser Coil			No Enhancements.....	0
	with Hail Guard ¹⁶	3		Stainless Steel Drain Pan	1
	CompleteCoat™ Condenser Coil	4	31	Advanced Unit Controls	
	CompleteCoat™ Condenser Coil with Hail Guard	5		Standard Unit Controls	0
18	Through the Base Provisions			Human Interface	1
	<i>Note: Applicable to Digit 1, T or Y models</i>				
	No Through-the-Base Provisions	0			
	Through-the-Base Electric ¹⁷	A			
	<i>Note: Applicable to Digit 1, Y models only.....</i>				
	Through-the-Base Gas Piping ¹⁸	B			
	Through-the-Base Electric and Gas Piping ¹⁸	C			
19	Disconnect/Circuit Breaker (three-phase only)				
	No Disconnect/No Circuit Breaker.....	0			
	Unit Mounted Non-Fused Disconnect ¹⁹	1			
	Unit Mounted Circuit Breaker ¹⁹	2			

See Footnotes ①-⑭ next page.

For complete equipment / combination selections, installation instructions and warranty information, please refer to Product Data/Ratings and/or Installers Guides and Limited Warranty Handbooks.



It's Hard To Stop A Trane.®

Precedent™ Packaged Gas/Electric Convertible 3-5 Tons (Model Digit Numbers)

- ① Available on 3-5 Ton models.
- ② Standard on 4-5 Ton E3,4,W and all High Efficiency models
- ③ Not available with electromechanical controls.
- ④ Manual outside air damper will ship factory supplied within the unit, but must be field installed.
- ⑤ High pressure control is standard on all units.
- ⑥ On 3-5 ton, multispeed direct drive is standard on single phase and 15 SEER.
- ⑦ Economizer with Barometric Relief is for downflow configured units only. Order Economizer without Barometric Relief for horizontal configuration. Barometric Relief for horizontal configured units must be ordered as field installed accessory.
- ⑧ Through the base electric required when ordering disconnect/circuit breaker options.
- ⑨ Requires use of Disconnect or Circuit Breaker.

Digit 15 Selection Details

Digit 15 = 0

Standard Efficiency

3 Phase (3 to 5 Ton) = Multispeed Direct Drive Motor

High Efficiency

1 Phase = High Efficiency Multispeed Direct Drive Motor

3 Phase (3 to 5 ton) = High Efficiency Multispeed Direct Drive Motor

3 Phase (3 to 5 ton w/Dehumidification) = Belt Drive Motor

Digit 15 = 2

Standard Efficiency

3 Phase = Not Available

High Efficiency

1 Phase = Not Available

Not Available

High Efficiency: 3-5 ton w/Standard Indoor Motor w/460V

- ⑩ Standard metering devices are TXVs.
- ⑪ Frostat cannot be field installed in electro-mechanical units.
- ⑫ The return air smoke detector may not fit up or work properly on the Precedent units when used in conjunction with 3rd party accessories such as bolt on heat wheels, economizers and power exhaust. Do not order the return air smoke detectors when using this type of accessory.

- ⑬ Return Air Smoke Detector cannot be ordered with Novar Controls.
- ⑭ These options are standard when ordering Novar Controls.
- ⑮ This option is used when ordering Novar Controls.
- ⑯ Includes gas piping and shutoff (field assembly required).
- ⑰ Not available with high temperature duct sensor accessory.
- ⑱ Digit 15 = 2
- ⑲ Novar Sensor utilized with Digit 21 = (4) Novar 3051 Controls without Zone Sensor.
- ⑳ Available for T/Y 10 ton standard efficiency models only.
- ㉑ Available for T/Y 3, 4, 5, 6, 7½, 8½ ton standard/high efficiency models only.
- ㉒ Requires selection of 2" Pleated Filters (option B or C) for Digit 16.
- ㉓ Not available on 6 ton units and all single phase or standard efficiency.
- ㉔ Standard on T/YSC 6, 7½ (single and dual systems), 8½, 10 ton standard efficiency models and T/YHC 4, 5, 6, 7½ ton high efficiency models (except for dehumidification models).
- ㉕ Standard on T/YSC 6 (single and dual systems) ton standard efficiency models and T/YHC 4, 5, ton high efficiency models (except for dehumidification models)
- ㉖ Epoxy coil and epoxy with hailguard options are not available for units with microchannel condenser coil.
- ㉗ N/A
- ㉘ N/A
- ㉙ Motorized Outside Air Damper is not available on Multi-Speed or SZVAV (Single Zone Variable Air Volume) products.
- ㉚ Frostat standard on Multi-Speed and SZVAV (Single Zone Variable Air Volume) products.
- ㉛ Novar is not available with SZVAV products.
- ㉜ Demand Control Ventilation not available with electromechanical controls.
- ㉝ Demand Control Ventilation Option includes wiring only. The CO₂ sensor is a field-installed only option.
- ㉞ When ordering Dehumidification option, digit #7 will revert back to E, not F.



It's Hard To Stop A Trane.®

Precedent™ Packaged Gas/Electric Convertible 3-5 Tons Accessories

Light Commercial Packaged Gas/Electric

Table LPG-7-A — Accessories

Model Number	Description	Used With®
BAYABRD001*③	ReliaTel™ Options Module	All Precedents
BAYASCT001*⑦⑧	Anti-Short-Cycle Timer	All Precedents w/ Electromechanical
BAYBARM010*⑥	Barometric Relief	YSC036-060, YHC036, YHC037
BAYBARM011*⑥	Barometric Relief	YSC048-060, YHC047-067
BAYBCIR200*	BACnet™ Communication Interface	All Precedents w/ ReliaTel™
BAYCURB042 / FIACURB401*②	Roof Curb	YSC036-060, YHC036, YHC037
BAYCURB043 / FIACURB402*②	Roof Curb	YHC047-067
BAYDFPS003*③⑥	Clogged Filter Switch (MERV 8)	All Precedents
BAYDFPS014*	Clogged Filter Switch (MERV 13)	All Precedents
BAYDFPS004*③⑥	Fan Failure Switch	All Precedents
BAYDMPR053*	0-50% Manual Outside Air Damper	YSC036-060, YHC036, YHC037
BAYDMPR056*	0-50% Manual Outside Air Damper	YHC047-067
BAYDMPR051*③	0-50% Motorized Outside Air Damper	YSC036-060, YHC036, YHC037 (ReliaTel™)
BAYDMPR052*⑦	0-50% Motorized Outside Air Damper	YSC036-060, YHC036 (Electromechanical)
BAYDMPR054*③	0-50% Motorized Outside Air Damper	YHC047-067 (ReliaTel™)
BAYDMPR055*⑦	0-50% Motorized Outside Air Damper	YHC048-060 (Electromechanical)
BAYECON085*③	0-100% Dry Bulb Economizer	YSC036-060, YHC036, YHC037 (ReliaTel™)
BAYECON086*⑦	0-100% Dry Bulb Economizer	YSC036-060, YHC036 (Electromechanical)
BAYECON087*③	0-100% Dry Bulb Economizer	YHC047-067 (ReliaTel™)
BAYECON088*⑦	0-100% Dry Bulb Economizer	YHC048-060 (Electromechanical)
BAYECON704*	Downflow Low Leak Economizer	YSC072-120, YHC047-120 (ReliaTel™)
BAYECON705*	Downflow Low Leak Economizer	YSC036-060, YHC036, YHC037 (ReliaTel™)
BAYENTH300*	Reference Enthalpy Kit (Solid State)	BAYECON086B, 088B (Electromechanical)
BAYENTH301*	Comparative Enthalpy Kit (Solid State)	BAYECON086B, 088B (Electromechanical)
BAYENTH005*①	Reference Enthalpy Kit	BAYECON085A, 087A (ReliaTel™)
BAYENTH006*①	Comparative Enthalpy Kit	BAYECON085A, 087A (ReliaTel™)
BAYFRST003*③④	High Temperature Stat	All Precedents
BAYGARD237*	Condenser Coil Hail Guard	YHC036, YHC037
BAYGARD240*	Condenser Coil Hail Guard	YSC072-090, YHC047-067
BAYGARD437*	Condenser Coil Hail Guard	YSC036-060
BAYGARD241*	Condenser Coil Hail Guard	YHC072-067
BAYHAKT011*	High Altitude Kit	YSC036-060G
BAYHAKT010*	High Altitude Kit	YHC036-067

① Kits contain all necessary parts to achieve desired level of enthalpy control.
 ② Lynn Haven Manufacturing has a No-Return policy for this roof curb.
 ③ For use with ReliaTel™ controlled units only.
 ④ Cannot be used in conjunction with factory installed Smoke Detector option.
 ⑤ Installs in ductwork for horizontal configuration. For downflow configuration, it installs in the unit's horizontal return duct. See Installer's Guide for more information.
 ⑥ BAYABRD001* is required when ordering field installed accessories Clogged Filter Switch (BAYDFPS003*), Fan Fail Switch (BAYDFPS004*), Discharge Air Sensing Kit (BAYTUBE004* or BAYTUBE005*) or Evaporator Defrost Control (Frostat) (BAYLOAM020*) Ventilation Override Kit (BAYVNOR001*) unless the following options are factory installed: Frostat, Smoke Detector, Clogged Filter Switch, Fan Failure Switch, Discharge Air Sensing Kit. **These factory installed options include the ReliaTel™ Options Module.**
 ⑦ Electromechanical controlled units only
 ⑧ Activated on Power on.
 ⑨ Field installed accessory. Requires an economizer.
 ⑩ The manual outside air damper will ship factory supplied within the unit, but must be field installed.
 ⑪ A=R-22, E=410A
 * Parts designator subject to change

For complete equipment / combination selections, installation instructions and warranty information, please refer to Product Data/Ratings and/or Installers Guides and Limited Warranty Handbooks.



It's Hard To Stop A Trane.®

Precedent™ Packaged Gas/Electric Convertible 3-5 Tons Accessories

Table LPG-8-A — Accessories

Model Number	Description	Used With
BAYICSI003*①⑦	Trane Communications Interface (TCI)	All Precedents (ReliaTel™)
BAYLMSW001*⑩	Power Exhaust Limit Switch	All Precedents
BAYLOAM020*1⑤	Evaporator Defrost Control (Frostat)	YHC036-067E*R,
BAYLOAM120*	Evaporator Defrost Control (Frostat)	YSC036-060G*R (ReliaTel™)
BAYLTCI002*④	LonTalk® Communications Interface (LCI)	All Precedents (ReliaTel™)
BAYLPKT029*③	LP Conversion Kit	YSC036-060*L/M/H, YSC072*H, YSC090-102*M/H, YSC120*L/M/H
BAYLPKT050*⑨	LP Conversion Kit	YHC036-067*L/M/H
BAYPWRX026*	Power Exhaust (208-230V)	YHC047-067*3
BAYPWRX027*	Power Exhaust (460V)	YHC047-120*4
BAYPWRX028*	Power Exhaust (575V)	YHC047-067*W
BAYPWRX070*	Power Exhaust (208-230V)	YSC036-060*3, YHC036-067*3
BAYPWRX071*	Power Exhaust (460V)	YSC036-060*4, YHC036-067*4
BAYPWRX072*	Power Exhaust (575V)	YSC036-060*W, YHC036-067*W
BAYQACB009*②⑤	Quick Adapt Roof Curb	YSC036-060, YHC036, YHC037
BAYQACB010*②⑤	Quick Adapt Roof Curb	YSC036-060, YHC036, YHC037
BAYQACB011*②⑦	Quick Adapt Roof Curb	YHC047-067
BAYQACB012*②⑦	Quick Adapt Roof Curb	YHC047-067
BAYQACB013 / FIAQACB027*②⑦	Quick Adapt Roof Curb	YHC047-067
BAYQACB114 / FIAQACB044*②⑯	Quick Adapt Roof Curb	YHC048-067H
BAYQACB115*②⑯	Quick Adapt Roof Curb	YHC048-067H
BAYRTEM001*⑪	Fully Featured ReliaTel™ Economizer Logic Model	All Precedents
BAYSENS016*④	Temperature Sensor	All Precedents
BAYCO2K003*⑫	CO2 Duct Mounted, Sensor Only	All Precedents (ReliaTel™)
BAYCO2K001*⑫	CO2 Wall Mounted, Sensor Only	All Precedents (ReliaTel™)
BAYSERV001*⑬	Selection Resistance Service Tester	All Precedents
BAYSTAT023*	Remote Potentiometer	All Precedents
BAYTUBE004*②④⑤	Discharge Air Sensing Kit	YHC036-037 (ReliaTel™)
BAYTUBE006*②④⑤	Discharge Air Sensing Kit	YHC047-067*R (ReliaTel™)
BAYTUBE104*	Discharge Air Sensing Kit	YSC036-060 (ReliaTel™)
BAYVNOR001*④⑤⑨	Ventilation Override Kit	All Precedents

① For use with ReliaTel™ microprocessor controlled units only. Must be factory installed for Electromechanical controlled units.

② Used for true discharge air sensing in both heating and cooling. Required for supply air tempering.

③ Lynn Haven Manufacturing has a No-Return policy for this roof curb.

④ For use with ReliaTel™ controlled units only.

⑤ BAYABRD001* is required when ordering field installed accessories Clogged Filter Switch (BAYDFPS003*), Fan Fail Switch (BAYDFPS004*), Discharge Air Sensing Kit (BAYTUBE004* or BAYTUBE005*) or Evaporator Defrost Control (Frostat) (BAYLOAM020*) Ventilation Override Kit (BAYVNOR001*) unless the following options are factory installed: Frostat, Smoke Detector, Clogged Filter Switch, Fan Failure Switch, Discharge Air Sensing Kit. These factory installed options include the ReliaTel™ Options Module.

⑥ BAYQACB009* adapts Voyager BAYCURB021* to accept Precedent 3 -5 ton unit. BAYQACB010* adapts Voyager BAYCURB022* to accept Precedent 3-5 ton unit. BAYQACB012* adapts Voyager BAYCURB025* to accept Precedent 6-10 ton unit. BAYQACB013* adapts Voyager BAYCURB026* to accept Precedent 6-10 ton unit. BAYQACB011* adapts Voyager BAYCURB022* to accept Precedent 6-10 ton unit.

⑦ Interface allows 3-10 ton units with ReliaTel™ Controls to communicate with Tracer 100, Tracker, VariTrac II, and is the preferred method of communication to Tracer Summit.

⑧ Power Exhaust cannot be used with Barometric Relief. Order Economizer without Barometric Relief.

⑨ Field installed accessory. Requires an economizer.

⑩ A=R-22, E=410A

⑪ When ordering a field installed power exhaust on a unit with electromechanical controls, BAYLMSW001* must be ordered.

⑫ If any version of comparative or reference enthalpy is ordered, BAYRTEM001* does not need to be ordered.

⑬ Order only when unit has factory installed Demand Control Ventilation option.

⑭ BAYLPKT029 is for 2 stage gas units. If 036-060 model has digit 7=G AND digit 11=B, it's a 2 stage gas unit. Use BAYLPKT029.

⑮ BAYLPKT050 is for 1 stage gas units. If 036-060 model has digit 7=G AND digit 11=A, it's a 1 stage gas unit. Use BAYLPKT050.

⑯ Precedent E cabinet to Precedent D cabinet (BAYCURB044 to BAYCURB043)

⑰ Precedent B cabinet to Precedent C cabinet (BAYCURB042 to BAYCURB043)

* Parts designator subject to change

For complete equipment / combination selections, installation instructions and warranty information, please refer to Product Data/Ratings and/or Installers Guides and Limited Warranty Handbooks.



It's Hard To Stop A Trane.®

Precedent™ Packaged Gas/Electric Convertible 3-5 Tons Zone Sensors / Thermostats

Table LPG-9-A — Zone Sensors for ReliaTel™ Controlled Units

Model Number	Description	Used With
BAYSENS036* ^③	Wall-Mounted Humidity Zone Sensor	Y*C036-060 [Ⓞ] R, YHC037-067 [Ⓞ] R
BAYSENS037* ^③	Duct-Mounted Humidity Zone Sensor	Y*C036-060* [Ⓞ] R, YHC037-067 [Ⓞ] R
BAYSENS073* ^①	Room Sensor w/ Override and Cancel Buttons	Y*C036-120 [Ⓞ] , R, YHC037-067
BAYSENS074* ^①	Room Sensor w/ Temp. Adjustment with Override and Cancel Buttons	Y*C036-120 [Ⓞ] , R, YHC037-067
BAYSENS077*	Remote Room Sensor	BAYSENS106A,108A,110A,119A, BAYSTAT150, 152, 155
BAYSENS106*	Zone Sensor, Single Setpoint Manual Changeover	Y*C036-060 [Ⓞ] R, YHC037-067 [Ⓞ] R
BAYSENS108*	Dual Setpoint Manual or Auto Changeover	Y*C036-060 [Ⓞ] R, YHC037-067 [Ⓞ] R
BAYSENS110*	Dual Setpoint Man. or Auto Change-over with System Function Lights	Y*C036-060 [Ⓞ] R, YHC037-067 [Ⓞ] R
BAYSENS119*	Programmable Night Setback w/System Function Lights	Y*C036-060 [Ⓞ] R, YHC037-067 [Ⓞ] R
BAYSENS135*	Digital Display Zone Sensor Function Lights	Y*C036-060 [Ⓞ] R, YHC037-067 [Ⓞ] R
BAYMTPL110*	Retrofit Wall Cover from Horizontal to Vertical	Y*C036-060 [Ⓞ] R, YHC037-067 [Ⓞ] R
BAYSENS050* ^④	Digital Display Wireless Zone Sensor	Y*C036-060 [Ⓞ] R
BAYSENS924*	Programmable Zone Sensor - IECC/Title 24 [Ⓞ]	Y*C036-060 [Ⓞ] R, YHC037-067 [Ⓞ] R

Table LPG-9-B — Thermostats

Model Number	Description	Used With
BAYSTAT150*	2H/2C Digital Display Programmable Thermostat	Y*C036-060 [Ⓞ] E
BAYSTAT152*	3H/2C Programmable Touchscreen Thermostat	Y*C036-060 [Ⓞ] E
BAYSTAT155*	3H/2C Digital Display Thermostat	Y*C036-060 [Ⓞ] E
BAYSTAT170*	Duct Mounted Return Air Sensor	BAYSTAT152*

① Used with Integrated Comfort™ Systems, any unit type. These sensors do not work with TCM. Consult BASD Marketing for them.

② Do not use with Programmable Thermostats.

③ For use with Dehumidification (Hot Gas Reheat) Coil Option.

④ Kit comes with everything required for installing & operation.

⑤ Must be used with ReliaTel™ Control and BCI Communications Interface.

⑥ Either standard or high efficiency models.

* Parts designator subject to change



It's Hard To Stop A Trane.®



Small compact cabinet
Recessed access handles

Precedent™ Packaged Gas/Electric with Symbio™ Convertible 6-25 Tons

Standard Features:

- Symbio 700 controller
- MultiSpeed Indoor
- Manifolded scroll compressors
- 6-17.5 tons = 3 stages of cooling; 20-25 tons = 4 stages of cooling
- Microchannel condenser and evaporator coils
- Colored, keyed, and numbered wiring
- Froststat
- Phase monitor
- Coil/Hailguards
- Crankcase heaters on all compressors
- 2" filters
- Backward curved direct drive plenum supply fan
- Liquid line refrigerant drier
- Operating Charge of R-410A
- Composite dual sloped drain pans
- Low Ambient cooling to 40°F
- 5 - year Limited Compressor Warranty
- 3 - year Limited Parts Warranty
- 10 - year Limited Aluminized Steel Heat Exchanger Warranty

Added Flexibility

- Standard or high efficiency cooling models available.
- Convertible airflow (ships in downflow application)
- 2" filters included
- Fork lift openings on three sides of unit
- Choose options tailored to suit each job — pay only for what is needed
- Units ship with options installed — and within our standard ship cycle time
- Low Ambient cooling to 0°F

Factory Installed Options

- Outdoor air dampers (manual or motorized)
- Economizers (Base or Low Leak)
- Dry Bulb, Reference Enthalpy, Comparative Enthalpy, or Differential Dry Bulb economizer control options
- Stainless steel tubular heat exchanger
- Through-the-Base — Electrical and/or Gas
- Convenience Outlet — Powered or unpowered
- Unit Disconnect Switch
- Smoke Detectors — Supply, return, or both
- Condenser Coil Coating
- Hinged Access Service Panels
- Discharge Air Sensor
- Clogged Filter Switch
- Dehumidification (Modulating Hot Gas Reheat)
- Symbio 700 BACnet® communication interface license
- Symbio 700 LonTalk® communication interface license
- 2" MERV 8 filters or 2" MERV 13 filters
- Single Zone or Multiple Zone VAV Indoor Airflow
- Demand Control Ventilation
- Stainless Steel Drainpan
- Condensate Drainpan Overflow Switch



It's Hard To Stop A Trane.®

Precedent™ Packaged Gas/Electric with Symbio™ Convertible 6 - 25 Tons, R-410A

Light Commercial
Packaged Gas/Electric

Table LP-11-A – Base Unit— High Efficiency – R-410A – Symbio

Tons	Unit Ordering No.	Performance IEER(2-speed)/EER	Gross Cooling Capacity (Btuh)	Cabinet Dimensions (in.) H x W x L	Cabinet	Shipping Weight (lbs.)	MCA**	Max Fuse**
YHJ – 208-230/3/60 – Three Phase - Low Heat								
6	YHJ072A3S0L0000	15.9/12.1	73,000	50 ⁷ / ₈ x 53 ¹ / ₄ x 88 ¹ / ₄	B	1107	38	50
7.5	YHJ090A3S0L0000	16.6/12.1	91,000	50 ⁷ / ₈ x 53 ¹ / ₄ x 88 ¹ / ₄	B	1111	42	50
8.5	YHJ102A3S0L0000	16.6/12.1	104,000	50 ⁷ / ₈ x 53 ¹ / ₄ x 88 ¹ / ₄	B	1127	48	60
10	YHJ120A3S0L0000	15.1/11.4	123,000	50 ⁷ / ₈ x 53 ¹ / ₄ x 88 ¹ / ₄	B	1137	54	70
12.5	YHJ150B3S0L0000	15.3/10.8	145,000	50 ⁷ / ₈ x 63 ¹ / ₈ x 99 ⁵ / ₈	C	1512	67	90
15	YHJ180A3S0L0000	17.5/11.9	185,000	59 x 87 x 123	D	2220	78	100
17.5	YHJ210A3S0L0000	15.7/11.6	215,000	59 x 87 x 123	D	2250	93	110
20	YHJ240A3S0L0000	16.3/10.8	247,000	59 x 87 x 123	D	2320	108	125
25	YHJ300A3S0L0000	15.6/10.6	282,000	59 x 87 x 123	D	2370	119	150
YHJ – 460/3/60 – Three Phase - Low Heat								
6	YHJ072A4S0L0000	15.9/12.1	73,000	50 ⁷ / ₈ x 53 ¹ / ₄ x 88 ¹ / ₄	B	1107	18	20
7.5	YHJ090A4S0L0000	16.6/12.1	91,000	50 ⁷ / ₈ x 53 ¹ / ₄ x 88 ¹ / ₄	B	1111	21	25
8.5	YHJ102A4S0L0000	16.6/12.1	104,000	50 ⁷ / ₈ x 53 ¹ / ₄ x 88 ¹ / ₄	B	1127	25	30
10	YHJ120A4S0L0000	15.1/11.4	123,000	50 ⁷ / ₈ x 53 ¹ / ₄ x 88 ¹ / ₄	B	1137	29	40
12.5	YHJ150B4S0L0000	15.3/10.8	145,000	50 ⁷ / ₈ x 63 ¹ / ₈ x 99 ⁵ / ₈	C	1512	33	45
15	YHJ180A4S0L0000	17.5/11.9	185,000	59 x 87 x 123	D	2220	41	50
17.5	YHJ210A4S0L0000	15.7/11.6	215,000	59 x 87 x 123	D	2250	49	60
20	YHJ240A4S0L0000	16.3/10.8	247,000	59 x 87 x 123	D	2320	54	70
25	YHJ300A4S0L0000	15.6/10.6	282,000	59 x 87 x 123	D	2370	59	80
YHJ – 575/3/60 – Three Phase - Low Heat								
6	YHJ072AWS0L0000	15.9/12.1	73,000	50 ⁷ / ₈ x 53 ¹ / ₄ x 88 ¹ / ₄	B	1107	15	15
7.5	YHJ090AWS0L0000	16.6/12.1	91,000	50 ⁷ / ₈ x 53 ¹ / ₄ x 88 ¹ / ₄	B	1111	17	20
8.5	YHJ102AWS0L0000	16.6/12.1	104,000	50 ⁷ / ₈ x 53 ¹ / ₄ x 88 ¹ / ₄	B	1127	19	25
10	YHJ120AWS0L0000	15.1/11.4	123,000	50 ⁷ / ₈ x 53 ¹ / ₄ x 88 ¹ / ₄	B	1137	22	30
12.5	YHJ150BWS0L0000	15.3/10.8	145,000	50 ⁷ / ₈ x 63 ¹ / ₈ x 99 ⁵ / ₈	C	1512	26	35
15	YHJ180AWS0L0000	17.5/11.9	185,000	59 x 87 x 123	D	2220	32	40
17.5	YHJ210AWS0L0000	15.7/11.6	215,000	59 x 87 x 123	D	2250	37	50
20	YHJ240AWS0L0000	16.3/10.8	247,000	59 x 87 x 123	D	2320	47	60
25	YHJ300AWS0L0000	15.6/10.6	282,000	59 x 87 x 123	D	2370	46	60
YHJ – 208-230/3/60 – Three Phase - Medium Heat								
6	YHJ072A3S0M0000	15.9/12.1	73,000	50 ⁷ / ₈ x 53 ¹ / ₄ x 88 ¹ / ₄	B	1107	38	50
7.5	YHJ090A3S0M0000	16.6/12.1	91,000	50 ⁷ / ₈ x 53 ¹ / ₄ x 88 ¹ / ₄	B	1111	42	50
8.5	YHJ102A3S0M0000	16.6/12.1	104,000	50 ⁷ / ₈ x 53 ¹ / ₄ x 88 ¹ / ₄	B	1127	48	60
10	YHJ120A3S0M0000	15.1/11.4	123,000	50 ⁷ / ₈ x 53 ¹ / ₄ x 88 ¹ / ₄	B	1137	54	70
12.5	YHJ150B3S0M0000	15.3/10.8	145,000	50 ⁷ / ₈ x 63 ¹ / ₈ x 99 ⁵ / ₈	C	1512	67	90
15	YHJ180A3S0M0000	17.5/11.9	185,000	59 x 87 x 123	D	2220	78	100
17.5	YHJ210A3S0M0000	15.7/11.6	215,000	59 x 87 x 123	D	2250	93	110
20	YHJ240A3S0M0000	16.3/10.8	247,000	59 x 87 x 123	D	2320	108	125
25	YHJ300A3S0M0000	15.6/10.6	282,000	59 x 87 x 123	D	2370	119	150
YHJ – 460/3/60 – Three Phase - Medium Heat								
6	YHJ072A4S0M0000	15.9/12.1	73,000	50 ⁷ / ₈ x 53 ¹ / ₄ x 88 ¹ / ₄	B	1107	18	20
7.5	YHJ090A4S0M0000	16.6/12.1	91,000	50 ⁷ / ₈ x 53 ¹ / ₄ x 88 ¹ / ₄	B	1111	21	25
8.5	YHJ102A4S0M0000	16.6/12.1	104,000	50 ⁷ / ₈ x 53 ¹ / ₄ x 88 ¹ / ₄	B	1127	25	30
10	YHJ120A4S0M0000	15.1/11.4	123,000	50 ⁷ / ₈ x 53 ¹ / ₄ x 88 ¹ / ₄	B	1137	29	40
12.5	YHJ150B4S0M0000	15.3/10.8	145,000	50 ⁷ / ₈ x 63 ¹ / ₈ x 99 ⁵ / ₈	C	1512	33	45
15	YHJ180A4S0M0000	17.5/11.9	185,000	59 x 87 x 123	D	2220	41	50
17.5	YHJ210A4S0M0000	15.7/11.6	215,000	59 x 87 x 123	D	2250	49	60
20	YHJ240A4S0M0000	16.3/10.8	247,000	59 x 87 x 123	D	2320	54	70
25	YHJ300A4S0M0000	15.6/10.6	282,000	59 x 87 x 123	D	2370	59	80
YHJ – 575/3/60 – Three Phase - Medium Heat								
6	YHJ072AWS0M0000	15.9/12.1	73,000	50 ⁷ / ₈ x 53 ¹ / ₄ x 88 ¹ / ₄	B	1107	15	15
7.5	YHJ090AWS0M0000	16.6/12.1	91,000	50 ⁷ / ₈ x 53 ¹ / ₄ x 88 ¹ / ₄	B	1111	17	20
8.5	YHJ102AWS0M0000	16.6/12.1	104,000	50 ⁷ / ₈ x 53 ¹ / ₄ x 88 ¹ / ₄	B	1127	19	25
10	YHJ120AWS0M0000	15.1/11.4	123,000	50 ⁷ / ₈ x 53 ¹ / ₄ x 88 ¹ / ₄	B	1137	22	30
12.5	YHJ150BWS0M0000	15.3/10.8	145,000	50 ⁷ / ₈ x 63 ¹ / ₈ x 99 ⁵ / ₈	C	1512	26	35
15	YHJ180AWS0M0000	17.5/11.9	185,000	59 x 87 x 123	D	2220	32	40
17.5	YHJ210AWS0M0000	15.7/11.6	215,000	59 x 87 x 123	D	2250	37	50
20	YHJ240AWS0M0000	16.3/10.8	247,000	59 x 87 x 123	D	2320	47	60
25	YHJ300AWS0M0000	15.6/10.6	282,000	59 x 87 x 123	D	2370	46	60

0000 = Includes Factory-Installed Hail Guards and Multi-Speed Motor

** Information subject to change. Please confirm with current product catalog Or IOM for current factory production.

For complete equipment / combination selections, installation instructions and warranty information, please refer to Product Data/Ratings and/or Installers Guides and Limited Warranty Handbooks.



It's Hard To Stop A Trane.®

Precedent™ Packaged Gas/Electric with Symbio™ Convertible 6 - 25 Tons, R-410A

Table LPG-12-A – Base Unit— High Efficiency – R-410A – Symbio

Tons	Unit Ordering No.	Performance IEER(2-speed)/EER	Gross Cooling Capacity (Btuh)	Cabinet Dimensions (in.) H x W x L	Cabinet	Shipping Weight (lbs.)	MCA**	Max Fuse**
YHJ – 208-230/3/60 – Three Phase - High Heat								
6	YHJ072A3S0H0000	15.9/12.1	73,000	50 ⁷ / ₈ x 53 ¹ / ₄ x 88 ¹ / ₄	B	1107	38	50
7.5	YHJ090A3S0H0000	16.6/12.1	91,000	50 ⁷ / ₈ x 53 ¹ / ₄ x 88 ¹ / ₄	B	1111	42	50
8.5	YHJ102A3S0H0000	16.6/12.1	104,000	50 ⁷ / ₈ x 53 ¹ / ₄ x 88 ¹ / ₄	B	1127	48	60
10	YHJ120A3S0H0000	15.1/11.4	123,000	50 ⁷ / ₈ x 53 ¹ / ₄ x 88 ¹ / ₄	B	1137	54	70
12.5	YHJ150B3S0H0000	15.3/10.8	145,000	50 ⁷ / ₈ x 63 ¹ / ₈ x 99 ⁵ / ₈	C	1512	67	90
15	YHJ180A3S0H0000	17.5/11.9	185,000	59 x 87 x 123	D	2220	78	100
17.5	YHJ210A3S0H0000	15.7/11.6	215,000	59 x 87 x 123	D	2250	93	110
20	YHJ240A3S0H0000	16.3/10.8	247,000	59 x 87 x 123	D	2320	108	125
25	YHJ300A3S0H0000	15.6/10.6	282,000	59 x 87 x 123	D	2370	119	150
YHJ – 460/3/60 – Three Phase - High Heat								
6	YHJ072A4S0H0000	15.9/12.1	73,000	50 ⁷ / ₈ x 53 ¹ / ₄ x 88 ¹ / ₄	B	1107	18	20
7.5	YHJ090A4S0H0000	16.6/12.1	91,000	50 ⁷ / ₈ x 53 ¹ / ₄ x 88 ¹ / ₄	B	1111	21	25
8.5	YHJ102A4S0H0000	16.6/12.1	104,000	50 ⁷ / ₈ x 53 ¹ / ₄ x 88 ¹ / ₄	B	1127	25	30
10	YHJ120A4S0H0000	15.1/11.4	123,000	50 ⁷ / ₈ x 53 ¹ / ₄ x 88 ¹ / ₄	B	1137	29	40
12.5	YHJ150B4S0H0000	15.3/10.8	145,000	50 ⁷ / ₈ x 63 ¹ / ₈ x 99 ⁵ / ₈	C	1512	33	45
15	YHJ180A4S0H0000	17.5/11.9	185,000	59 x 87 x 123	D	2220	41	50
17.5	YHJ210A4S0H0000	15.7/11.6	215,000	59 x 87 x 123	D	2250	49	60
20	YHJ240A4S0H0000	16.3/10.8	247,000	59 x 87 x 123	D	2320	54	70
25	YHJ300A4S0H0000	15.6/10.6	282,000	59 x 87 x 123	D	2370	59	80
YHJ – 575/3/60 – Three Phase - High Heat								
6	YHJ072AWS0H0000	15.9/12.1	73,000	50 ⁷ / ₈ x 53 ¹ / ₄ x 88 ¹ / ₄	B	1107	15	15
7.5	YHJ090AWS0H0000	16.6/12.1	91,000	50 ⁷ / ₈ x 53 ¹ / ₄ x 88 ¹ / ₄	B	1111	17	20
8.5	YHJ102AWS0H0000	16.6/12.1	104,000	50 ⁷ / ₈ x 53 ¹ / ₄ x 88 ¹ / ₄	B	1127	19	25
10	YHJ120AWS0H0000	15.1/11.4	123,000	50 ⁷ / ₈ x 53 ¹ / ₄ x 88 ¹ / ₄	B	1137	22	30
12.5	YHJ150BWS0H0000	15.3/10.8	145,000	50 ⁷ / ₈ x 63 ¹ / ₈ x 99 ⁵ / ₈	C	1512	26	35
15	YHJ180AWS0H0000	17.5/11.9	185,000	59 x 87 x 123	D	2220	32	40
17.5	YHJ210AWS0H0000	15.7/11.6	215,000	59 x 87 x 123	D	2250	37	50
20	YHJ240AWS0H0000	16.3/10.8	247,000	59 x 87 x 123	D	2320	47	60
25	YHJ300AWS0H0000	15.6/10.6	282,000	59 x 87 x 123	D	2370	46	60

0000 = Includes Factory-Installed Hail Guards and Multi-Speed Motor

** Information subject to change. Please confirm with current product catalog Or IOM for current factory production.



It's Hard To Stop A Trane.®

Precedent™ Packaged Gas/Electric with Symbio™ Convertible 6 - 25 Tons, R-410A

Light Commercial
Packaged Gas/Electric

Table LPG-13-A – Base Unit – Standard Efficiency – R-410A – Symbio

Tons	Unit Ordering No.	Performance IEER(2-speed)/EER	Gross Cooling Capacity (Btuh)	Cabinet Dimensions (in.) H x W x L	Cabinet	Shipping Weight (lbs.)	MCA**	Max Fuse**
YSJ – 208-230/3/60 – Three Phase - Low Heat								
6	YSJ072A3S0L0000	14.6/11.0	72,000	50 ⁷ / ₈ x 53 ¹ / ₄ x 88 ¹ / ₄	B	1107	38	50
7.5	YSJ090A3S0L0000	14.6/11.0	90,000	50 ⁷ / ₈ x 53 ¹ / ₄ x 88 ¹ / ₄	B	1111	42	50
8.5	YSJ102A3S0L0000	14.6/11.0	102,000	50 ⁷ / ₈ x 53 ¹ / ₄ x 88 ¹ / ₄	B	1127	48	60
10	YSJ120A3S0L0000	14.6/11.0	120,000	50 ⁷ / ₈ x 53 ¹ / ₄ x 88 ¹ / ₄	B	1137	54	70
12.5	YSJ150B3S0L0000	14.0/10.8	145,000	50 ⁷ / ₈ x 63 ¹ / ₈ x 99 ⁵ / ₈	C	1512	67	90
15	YSJ180A3S0L0000	14.0/10.8	182,000	59 x 87 x 123	D	2220	78	100
17.5	YSJ210A3S0L0000	14.0/10.8	210,000	59 x 87 x 123	D	2250	93	110
20	YSJ240A3S0L0000	13.0/9.8	240,000	59 x 87 x 123	D	2320	108	125
25	YSJ300A3S0L0000	13.0/9.8	271,000	59 x 87 x 123	D	2370	119	150
YSJ – 460/3/60 – Three Phase - Low Heat								
6	YSJ072A4S0L0000	14.6/11.0	72,000	50 ⁷ / ₈ x 53 ¹ / ₄ x 88 ¹ / ₄	B	1107	18	20
7.5	YSJ090A4S0L0000	14.6/11.0	90,000	50 ⁷ / ₈ x 53 ¹ / ₄ x 88 ¹ / ₄	B	1111	21	25
8.5	YSJ102A4S0L0000	14.6/11.0	102,000	50 ⁷ / ₈ x 53 ¹ / ₄ x 88 ¹ / ₄	B	1127	25	30
10	YSJ120A4S0L0000	14.6/11.0	120,000	50 ⁷ / ₈ x 53 ¹ / ₄ x 88 ¹ / ₄	B	1137	29	40
12.5	YSJ150B4S0L0000	14.0/10.8	145,000	50 ⁷ / ₈ x 63 ¹ / ₈ x 99 ⁵ / ₈	C	1512	33	45
15	YSJ180A4S0L0000	14.0/10.8	182,000	59 x 87 x 123	D	2220	41	50
17.5	YSJ210A4S0L0000	14.0/10.8	210,000	59 x 87 x 123	D	2250	49	60
20	YSJ240A4S0L0000	13.0/9.8	240,000	59 x 87 x 123	D	2320	54	70
25	YSJ300A4S0L0000	13.0/9.8	271,000	59 x 87 x 123	D	2370	59	80
YSJ – 575/3/60 – Three Phase - Low Heat								
6	YSJ072AWS0L0000	14.6/11.0	72,000	50 ⁷ / ₈ x 53 ¹ / ₄ x 88 ¹ / ₄	B	1107	15	15
7.5	YSJ090AWS0L0000	14.6/11.0	90,000	50 ⁷ / ₈ x 53 ¹ / ₄ x 88 ¹ / ₄	B	1111	17	20
8.5	YSJ102AWS0L0000	14.6/11.0	102,000	50 ⁷ / ₈ x 53 ¹ / ₄ x 88 ¹ / ₄	B	1127	19	25
10	YSJ120AWS0L0000	14.6/11.0	120,000	50 ⁷ / ₈ x 53 ¹ / ₄ x 88 ¹ / ₄	B	1137	22	30
12.5	YSJ150BWS0L0000	14.0/10.8	145,000	50 ⁷ / ₈ x 63 ¹ / ₈ x 99 ⁵ / ₈	C	1512	26	35
15	YSJ180AWS0L0000	14.0/10.8	182,000	59 x 87 x 123	D	2220	32	40
17.5	YSJ210AWS0L0000	14.0/10.8	210,000	59 x 87 x 123	D	2250	37	50
20	YSJ240AWS0L0000	13.0/9.8	240,000	59 x 87 x 123	D	2320	47	60
25	YSJ300AWS0L0000	13.0/9.8	271,000	59 x 87 x 123	D	2370	46	60
YSJ – 208-230/3/60 – Three Phase - Medium Heat								
6	YSJ072A3S0M0000	14.6/11.0	72,000	50 ⁷ / ₈ x 53 ¹ / ₄ x 88 ¹ / ₄	B	1107	38	50
7.5	YSJ090A3S0M0000	14.6/11.0	90,000	50 ⁷ / ₈ x 53 ¹ / ₄ x 88 ¹ / ₄	B	1111	42	50
8.5	YSJ102A3S0M0000	14.6/11.0	102,000	50 ⁷ / ₈ x 53 ¹ / ₄ x 88 ¹ / ₄	B	1127	48	60
10	YSJ120A3S0M0000	14.6/11.0	120,000	50 ⁷ / ₈ x 53 ¹ / ₄ x 88 ¹ / ₄	B	1137	54	70
12.5	YSJ150B3S0M0000	14.0/10.8	145,000	50 ⁷ / ₈ x 63 ¹ / ₈ x 99 ⁵ / ₈	C	1512	67	90
15	YSJ180A3S0M0000	14.0/10.8	182,000	59 x 87 x 123	D	2220	78	100
17.5	YSJ210A3S0M0000	14.0/10.8	210,000	59 x 87 x 123	D	2250	93	110
20	YSJ240A3S0M0000	13.0/9.8	240,000	59 x 87 x 123	D	2320	108	125
25	YSJ300A3S0M0000	13.0/9.8	271,000	59 x 87 x 123	D	2370	119	150
YSJ – 460/3/60 – Three Phase - Medium Heat								
6	YSJ072A4S0M0000	14.6/11.0	72,000	50 ⁷ / ₈ x 53 ¹ / ₄ x 88 ¹ / ₄	B	1107	18	20
7.5	YSJ090A4S0M0000	14.6/11.0	90,000	50 ⁷ / ₈ x 53 ¹ / ₄ x 88 ¹ / ₄	B	1111	21	25
8.5	YSJ102A4S0M0000	14.6/11.0	102,000	50 ⁷ / ₈ x 53 ¹ / ₄ x 88 ¹ / ₄	B	1127	25	30
10	YSJ120A4S0M0000	14.6/11.0	120,000	50 ⁷ / ₈ x 53 ¹ / ₄ x 88 ¹ / ₄	B	1137	29	40
12.5	YSJ150B4S0M0000	14.0/10.8	145,000	50 ⁷ / ₈ x 63 ¹ / ₈ x 99 ⁵ / ₈	C	1512	33	45
15	YSJ180A4S0M0000	14.0/10.8	182,000	59 x 87 x 123	D	2220	41	50
17.5	YSJ210A4S0M0000	14.0/10.8	210,000	59 x 87 x 123	D	2250	49	60
20	YSJ240A4S0M0000	13.0/9.8	240,000	59 x 87 x 123	D	2320	54	70
25	YSJ300A4S0M0000	13.0/9.8	271,000	59 x 87 x 123	D	2370	59	80
YSJ – 575/3/60 – Three Phase - Medium Heat								
6	YSJ072AWS0M0000	14.6/11.0	72,000	50 ⁷ / ₈ x 53 ¹ / ₄ x 88 ¹ / ₄	B	1107	15	15
7.5	YSJ090AWS0M0000	14.6/11.0	90,000	50 ⁷ / ₈ x 53 ¹ / ₄ x 88 ¹ / ₄	B	1111	17	20
8.5	YSJ102AWS0M0000	14.6/11.0	102,000	50 ⁷ / ₈ x 53 ¹ / ₄ x 88 ¹ / ₄	B	1127	19	25
10	YSJ120AWS0M0000	14.6/11.0	120,000	50 ⁷ / ₈ x 53 ¹ / ₄ x 88 ¹ / ₄	B	1137	22	30
12.5	YSJ150BWS0M0000	14.0/10.8	145,000	50 ⁷ / ₈ x 63 ¹ / ₈ x 99 ⁵ / ₈	C	1512	26	35
15	YSJ180AWS0M0000	14.0/10.8	182,000	59 x 87 x 123	D	2220	32	40
17.5	YSJ210AWS0M0000	14.0/10.8	210,000	59 x 87 x 123	D	2250	37	50
20	YSJ240AWS0M0000	13.0/9.8	240,000	59 x 87 x 123	D	2320	47	60
25	YSJ300AWS0M0000	13.0/9.8	271,000	59 x 87 x 123	D	2370	46	60

0000 = Includes Factory-Installed Hail Guards and Multi-Speed Motor

** Information subject to change. Please confirm with current product catalog Or IOM for current factory production.

For complete equipment / combination selections, installation instructions and warranty information, please refer to Product Data/Ratings and/or Installers Guides and Limited Warranty Handbooks.



It's Hard To Stop A Trane.®

Precedent™ Packaged Gas/Electric with Symbio™ Convertible 6 - 25 Tons, R-410A

Table LPG-14-A – Base Unit – Standard Efficiency – R-410A – Symbio

Tons	Unit Ordering No.	Performance IEER(2-speed)/EER	Gross Cooling Capacity (Btuh)	Cabinet Dimensions (in.) H x W x L	Cabinet	Shipping Weight (lbs.)	MCA**	Max Fuse**
YSJ – 208-230/3/60 – Three Phase - High Heat								
6	YSJ072A3S0H0000	14.6/11.0	72,000	50 ⁷ / ₈ x 53 ¹ / ₄ x 88 ¹ / ₄	B	1107	38	50
7.5	YSJ090A3S0H0000	14.6/11.0	90,000	50 ⁷ / ₈ x 53 ¹ / ₄ x 88 ¹ / ₄	B	1111	42	50
8.5	YSJ102A3S0H0000	14.6/11.0	102,000	50 ⁷ / ₈ x 53 ¹ / ₄ x 88 ¹ / ₄	B	1127	48	60
10	YSJ120A3S0H0000	14.6/11.0	120,000	50 ⁷ / ₈ x 53 ¹ / ₄ x 88 ¹ / ₄	B	1137	54	70
12.5	YSJ150B3S0H0000	14.0/10.8	145,000	50 ⁷ / ₈ x 63 ¹ / ₈ x 99 ⁵ / ₈	C	1512	67	90
15	YSJ180A3S0H0000	14.0/10.8	182,000	59 x 87 x 123	D	2220	78	100
17.5	YSJ210A3S0H0000	14.0/10.8	210,000	59 x 87 x 123	D	2250	93	110
20	YSJ240A3S0H0000	13.0/9.8	240,000	59 x 87 x 123	D	2320	108	125
25	YSJ300A3S0H0000	13.0/9.8	271,000	59 x 87 x 123	D	2370	119	150
YSJ – 460/3/60 – Three Phase - High Heat								
6	YSJ072A4S0H0000	14.6/11.0	72,000	50 ⁷ / ₈ x 53 ¹ / ₄ x 88 ¹ / ₄	B	1107	18	20
7.5	YSJ090A4S0H0000	14.6/11.0	90,000	50 ⁷ / ₈ x 53 ¹ / ₄ x 88 ¹ / ₄	B	1111	21	25
8.5	YSJ102A4S0H0000	14.6/11.0	102,000	50 ⁷ / ₈ x 53 ¹ / ₄ x 88 ¹ / ₄	B	1127	25	30
10	YSJ120A4S0H0000	14.6/11.0	120,000	50 ⁷ / ₈ x 53 ¹ / ₄ x 88 ¹ / ₄	B	1137	29	40
12.5	YSJ150B4S0H0000	14.0/10.8	145,000	50 ⁷ / ₈ x 63 ¹ / ₈ x 99 ⁵ / ₈	C	1512	33	45
15	YSJ180A4S0H0000	14.0/10.8	182,000	59 x 87 x 123	D	2220	41	50
17.5	YSJ210A4S0H0000	14.0/10.8	210,000	59 x 87 x 123	D	2250	49	60
20	YSJ240A4S0H0000	13.0/9.8	240,000	59 x 87 x 123	D	2320	54	70
25	YSJ300A4S0H0000	13.0/9.8	271,000	59 x 87 x 123	D	2370	59	80
YSJ – 575/3/60 – Three Phase – High Heat								
6	YSJ072AWS0H0000	14.6/11.0	72,000	50 ⁷ / ₈ x 53 ¹ / ₄ x 88 ¹ / ₄	B	1107	15	15
7.5	YSJ090AWS0H0000	14.6/11.0	90,000	50 ⁷ / ₈ x 53 ¹ / ₄ x 88 ¹ / ₄	B	1111	17	20
8.5	YSJ102AWS0H0000	14.6/11.0	102,000	50 ⁷ / ₈ x 53 ¹ / ₄ x 88 ¹ / ₄	B	1127	19	25
10	YSJ120AWS0H0000	14.6/11.0	120,000	50 ⁷ / ₈ x 53 ¹ / ₄ x 88 ¹ / ₄	B	1137	22	30
12.5	YSJ150BWS0H0000	14.0/10.8	145,000	50 ⁷ / ₈ x 63 ¹ / ₈ x 99 ⁵ / ₈	C	1512	26	35
15	YSJ180AWS0H0000	14.0/10.8	182,000	59 x 87 x 123	D	2220	32	40
17.5	YSJ210AWS0H0000	14.0/10.8	210,000	59 x 87 x 123	D	2250	37	50
20	YSJ240AWS0H0000	13.0/9.8	240,000	59 x 87 x 123	D	2320	47	60
25	YSJ300AWS0H0000	13.0/9.8	271,000	59 x 87 x 123	D	2370	46	60

0000 = Includes Factory-Installed Hail Guards and Multi-Speed Motor

** Information subject to change. Please confirm with current product catalog Or IOM for current factory production.



It's Hard To Stop A Trane.®

Precedent™ Packaged Gas/Electric with Symbio™ Convertible 6 - 25 Tons, R-410A (Model Digit Numbers)

Light Commercial
Packaged Gas/Electric

Digit	Description	Order Number	Digit	Description	Order Number
1	Unit Function		16	Hinged Service Access & Filters	
	DX Cooling.....	Y		Standard Panels/Standard Filters.....	0
2	Cooling Efficiency			Hinged Access Panels/Standard Filters.....	A
	Standard Efficiency.....	S		Standard Panels/2" MERV 8 Filters.....	B
	High Efficiency.....	H		Hinged Access Panels/2" MERV 8 Filters.....	C
3	Refrigerant			Standard Panels/2" MERV 13 Filters.....	D
	R-410A.....	J		Hinged Access Panels/2" MERV 13 Filters.....	E
4,5,6	Nominal Gross Cooling Capacity (MBh)		17	Condenser Coil Protection	
	6 Ton.....	072		Standard Coil.....	0
	7.5 Ton.....	090		Condenser with CompleteCoat™.....	1
	8.5 Ton.....	102	18	Through the Base Provisions	
	10 Ton.....	120		No Through-the-Base-Provisions.....	0
	12.5 Ton.....	150		Through-the-Base Electric.....	A
	15 Ton.....	180		<i>Note: Applicable to Digit 1, Y models only.</i>	
	17.5 Ton.....	210		Through-the-Base Gas Piping.....	B
	20 Ton.....	240		Through-the-Base Electric and Gas Piping.....	C
	25 Ton.....	300	19	Disconnect/Circuit Breaker (3 phase only)	
7	Design Sequence			No Disconnect/Circuit Breaker.....	0
		*		Unit Mounted/Non-Fused Disconnect.....	1
8	Voltage			Unit Mounted Circuit Breaker.....	2
	208-230/60/3.....	3	20	Convenience Outlet	
	460/60/3.....	4		No Convenience Outlet.....	0
	575/60/3.....	W		Unpowered 20A Convenience Outlet.....	A
9	Unit Controls			Powered 15A Convenience Outlet (3 phase only).....	B
	Symbio 700.....	S	21	Communications Options	
10	Heat Type			No Communications Interface.....	0
	Base Model.....	0		Advanced Controller with BACnet® Communications Interface.....	1
	Stainless Steel Gas Heat.....	A		Advanced Controller with LonTalk® Communications Interface.....	2
	Modulating Gas Heat.....	B		Advanced Controller with Air-Fi® Communications Interface.....	3
11	Heating Capacity①		22	Refrigeration System Option	
	Low Gas Heat.....	L		Standard Refrigeration System.....	0
	Medium Gas Heat.....	M		Dehumidification Option ①③⑤.....	A
	High Gas Heat.....	H	23	Controls Expansion Module	
12-13	Service Sequence			None.....	0
	Factory Supplied.....	*,*		XM-30 Expansion Module.....	1
14	Fresh Air Selection			XM-32 Expansion Module.....	2
	No Fresh Air.....	0		XM-30 and XM-32 Expansion Module.....	3
	Manual Outside Air Damper 0-50%.....	A		XM-30 Expansion Module (Qty 2).....	4
	Motorized Outside Air Damper 0-50%②.....	B		XM-32 Expansion Module (Qty 2).....	5
	Economizer, Dry Bulb 0-100% without Barometric Relief②⑤.....	C	24	Smoke Detector	
	Economizer, Dry Bulb 0-100% with Barometric Relief②⑤.....	D		No Smoke Detector.....	0
	Economizer, Reference Enthalpy 0-100% without Barometric Relief②.....	E		Return Air Smoke Detector②.....	A
	Economizer, Reference Enthalpy 0-100% with Barometric Relief②⑤.....	F		Supply Air Smoke Detector①.....	B
	Economizer, Comparative Enthalpy 0-100% without Barometric Relief②⑤.....	G		Supply and Return Air Smoke Detectors ①②.....	C
	Economizer, Comparative Enthalpy 0-100% with Barometric Relief②⑤.....	H	25	System Monitoring Controls	
	Downflow Low Leak Economizer, Dry Bulb with Barometric Relief②⑤.....	K		No Monitoring Control.....	0
	Downflow Low Leak Economizer, Reference Enthalpy with Barometric Relief②⑤.....	M		Clogged Filter Switch②.....	1
	Downflow Low Leak Economizer, Comparative Enthalpy with Barometric Relief②⑤.....	P		Condensate Overflow Switch①.....	2
	Downflow Low Leak Economizer, Differential Dry Bulb with Barometric Relief②⑤.....	R		Discharge Air Sensing Tube.....	3
15	Supply Fan/Drive Type/Motor			Clogged Filter Switch and Condensate Overflow Switch①②.....	4
	Standard Drive.....	0		Clogged Filter Switch and Discharge Air Sensing Tube②.....	5
	Optional Oversized/High Static Motor.....	1		Condensate Overflow Switch and Discharge Air Sensing Tube①.....	6
	Single Zone Variable Air Volume (SZVAV) with Standard Motor③.....	2		Clogged Filter Switch, Condensate Overflow Switch and Discharge Air Sensing Tube①②.....	7
	Single Zone Variable Air Volume (SZVAV) with Oversized/High Static Motor③.....	3	26	Not Used	
	Multiple Zone Variable Air Volume (MZVAV) with Standard Motor①⑤.....	4			
	Multiple Zone Variable Air Volume (MZVAV) with Oversized/High Static Motor①⑤.....	5	27	Hardware Enhancements	
				No Enhancements.....	0
				Stainless Steel Drain Pan.....	1
			28	Short Circuit Current Rating	
				Standard (5k) SCCR Marking.....	0
				Tier 2 (=65K) SCCR Marking.....	A
			29	Low Ambient④	
				None.....	0

- ① Includes Symbio Indoor Module.
- ② Includes Symbio Fresh Air Module.
- ③ Includes Symbio Customer Connection Module.
- ④ Standard Low Ambient Cooling Limit is 40°F.
- ⑤ Includes Discharge Air Sensor

For complete equipment / combination selections, installation instructions and warranty information, please refer to Product Data/Ratings and/or Installers Guides and Limited Warranty Handbooks.



Precedent™ Packaged Gas/Electric with Symbio Convertible 6-25 Tons, R-410A Accessories

Light Commercial Packaged Gas/Electric

Table LPG-16-A – Accessories


Model Number	Description	Used With Cabinets	Used With
FIABARM002*	Barometric Relief.....	B/C	YSJ/YHJ072*-150*
FIABARM003*	Barometric Relief.....	D	YSJ/YHJ180-300*
FIAC02K001*	CO2 (DCV) Wall Mounted Sensor.....	ALL	YSJ/YHJ072*-300*
FIAC02K002*	CO2 (DCV) Duct Mounted Sensor.....	ALL	YSJ/YHJ072*-300*
FIACURB402*	14-inch Full Perimeter Knockdown Curb.....	B	YSJ/YHJ072*-120*
FIACURB403*	14-inch Full Perimeter Knockdown Curb.....	C	YSJ/YHJ150*
FIACURB404*	14-inch Full Perimeter Knockdown Curb.....	D	YSJ/YHJ180*-300*
FIACLFS001*②	Clogged Filter Switch.....	B/C	YSJ/YHJ072*-150*
FIACLFS002*②	Clogged Filter Switch (MERV13).....	B/C	YSJ/YHJ072*-150*
FIACLFS003*②	Clogged Filter Switch.....	D	YSJ/YHJ180*-300*
FIACLFS004*②	Clogged Filter Switch (MERV13).....	D	YSJ/YHJ180*-300*
FIADAST003*⑦	Discharge Air Sensing Tube Kit T/W Models.....	B	TSJ/THJ/WSJ/WHJ072*-120*
FIADAST004*⑦	Discharge Air Sensing Tube Kit Y Models.....	B	YSJ/YHJ072*-120*
FIADAST005*⑦	Discharge Air Sensing Tube Kit T Models.....	C	TSJ/THJ150*
FIADAST006*⑦	Discharge Air Sensing Tub Kit Y Models.....	C	YSJ/YHJ150*
FIADAST007*⑦	Discharge Air Sensing Tube Kit T/W/Y Models (Digit 11 = L).....	D	TSJ/YSJ/THJ/Y SJ180*-300*, WSJ/WHJ150*-300*
FIADAST008*⑦	Discharge Air Sensing Tube Kit T/W/Y Models (DIGIT 11 DOES NOT EQUAL L).....	D	TSJ/YSJ/THJ/YHJ180*-300*, WSJ,WHJ150*-300*
FIADFDB001*②	Differential Dry Bulb Economizer Control.....	ALL	YSJ/YHJ072*-300*
FIADMPR002*②	Manual Damper.....	B/C	YSJ/YHJ072*-150*
FIADMPR003*②	Manual Damper.....	D	YSJ/YHJ180*-300*
FIADMPR102*②	Motorized Damper.....	B/C	YSJ/YHJ072*-150*
FIADMPR103*②	Motorized Damper.....	D	YSJ/YHJ180*-300*
FAIECON002*②⑥	Dry Bulb Economizer.....	B/C	YSJ/YHJ072*-150*
FAIECON102*②⑥	Dry Bulb Downflow Low Leak.....	B/C	YSJ/YHJ072*-150*
FAIECON003*②⑥	Dry Bulb Downflow Economizer.....	D	YSJ/YHJ180*-300*
FAIECON303*②⑥	Dry Bulb Horizontal Economizer.....	D	YSJ/YHJ180*-300*
FAIECON103*②⑥	Dry Bulb Downflow Low Leak.....	D	YSJ/YHJ180*-300*
FAIECON203*②⑥	Dry Bulb Horizontal Low Leak.....	D	YSJ/YHJ180*-300*
FIAENTH001*	Reference Enthalpy Economizer Control.....	ALL	YSJ/YHJ072*-300*
FIAENTH002*	Comparative Enthalpy Economizer Control.....	ALL	YSJ/YHJ072*-300*
FAHTST001*	High Temperature (Fire) Duct Mounted Stat.....	ALL	YSJ/YHJ072*-300*
FAHZDC001*⑥	Horizontal Conversion Panel (For YSJ/YHJ, requires TCO).....	D	YSJ/YHJ180*-300*
FIALOAM001*	Low Ambient.....	ALL	YSJ/YHJ072*-300*
FIALTCI001*	LonTalk Communication Interface.....	ALL	YSJ/YHJ072*-300*
FIAOPTN001*	Indoor Options Module.....	ALL	YSJ/YHJ072*-300*
FIAOPTN002*	Fresh Air Options Module.....	ALL	YSJ/YHJ072*-300*
FIAOVFL001*①	Condensate Overflow Switch.....	ALL	YSJ/YHJ072*-300*
FIAPWRX302*②	Power Exhaust 230V.....	B/C	YSJ/YHJ072*3-150*3
FIAPWRX402*②	Power Exhaust 460V.....	B/C	YSJ/YHJ072*4-150*4
FIAPWRXW02*②	Power Exhaust 575V.....	B/C	YSJ/YHJ072*W-150*W
FAIAHALT002*	High Altitude Gas Adjustment Kit.....	B/C	YSJ/YHJ072-150
FAIAHALT003*	High Altitude Gas Adjustment Kit.....	D	YSJ/YHJ180-300
FIALPKT002*	LP Gas Conversion Kit.....	B/C	YSJ/YHJ072-150
FIALPKT003*	LP Gas Conversion Kit.....	D	YSJ/YHJ180-300
FIAPWRX303*②	Power Exhaust 230V.....	D	YSJ/YHJ180*3-300*3
FIAPWRX403*②	Power Exhaust 460V.....	D	YSJ/YHJ180*4-300*4
FIAPWRXW03*②	Power Exhaust 575V.....	D	YSJ/YHJ180*W-300*W
FIQAACB026*	Adapter Curb, Existing BAYCURB026 to New C Cabinet (FIACURB403A).....	C	YSJ/YHJ150*
FIQAACB027*	Adapter Curb, Existing BAYCURB027 to New C Cabinet (BAYCURB403A).....	C	YSJ/YHJ150*
FIQAACB044*	Adapter Curb, Existing BAYCURB044 to New B Cabinet (BAYCURB402A).....	B	YSJ/YHJ072*-120*
FIASCCM001*③④	Symbio Customer Connection Module.....	ALL	YSJ/YHJ072*-300*
FIAXMOD030*④⑤	Symbio 700 XM30 Expansion Module.....	ALL	YSJ/YHJ072*-300*
FIAXMOD032*④⑤	Symbio 700 XM32 Expansion Module.....	ALL	YSJ/YHJ072*-300*
FIAS7ADV01A*	Symbio 700 Advanced Diagnostics And Communicating.....	ALL	YSJ/YHJ072*-300*

- ① May require Symbio™ Indoor Options Module (FIAOPTN001*) if field installed.
 - ② May require Symbio™ Fresh Air Options Module (FIAOPTN002*) if field installed.
 - ③ Provides Ventilation Override, External Auto/Stop, Alarm Indicator, Remote Min Position.
 - ④ Requires Symbio™ Advanced Controller (digit 21=1 or 3).
 - ⑤ Requires Tracer TU and Utilizes TGP2 Software (programming knowledge required).
 - ⑥ May require corresponding Discharge Air Sensor (FIADAST****) if field installed.
 - ⑦ Included on factory-installed MZVAV configurations and on Heat Pump (WSJ/WHJ) models
- * Parts designator subject to change

For complete equipment / combination selections, installation instructions and warranty information, please refer to Product Data/Ratings and/or Installers Guides and Limited Warranty Handbooks.



It's Hard To Stop A Trane.®



Foundation™ Packaged Gas/Electric 3-5 Tons, R-410A

- Scroll compressors on all units
- Operating Charge of R-410A
- Low ambient operation of 40°F as standard
- Color coded and numbered wiring
- Single side service access
- Provisions for through the base connections
- Phase monitor on all units
- Convertible airflow on all units
- Non-corrosive drain pan
- Separate high and low voltage areas in control box
- 5-year limited compressor and heat exchanger warranty

Light Commercial
Packaged Gas/Electric

Table LPG-17-A — Foundation™ - R-410A - Electromechanical Controls

Tons	Unit Model No	Power Supply Volts/Phase/Hz	Performance SEER	Cooling Capacity (Btuh)	Heating Output Capacity (Btuh)	Dimensions (in.) H x W x L	Shipping Weight (lbs.)	MCA**	Max Fuse Size or Max Circuit Breaker**	Downflow Roofcurb⓪
GBC - Three Phase Low Heat										
3	GBC036A3ELB0000	208-230/3/60	14.0	36,000	57,600	42 ⁵ / ₈ x 48 x 76 ⁷ / ₈	574	20	25	BAYCURB320
4	GBC048A3ELB0000	208-230/3/60	14.0	48,000	57,600	42 ⁵ / ₈ x 48 x 76 ⁷ / ₈	616	24	35	BAYCURB320
5	GBC060A3ELB0000	208-230/3/60	14.0	57,500	57,600	42 ⁵ / ₈ x 48 x 76 ⁷ / ₈	636	27	40	BAYCURB320
3	GBC036A4ELB0000	460/3/60	14.0	36,000	57,600	42 ⁵ / ₈ x 48 x 76 ⁷ / ₈	574	11	15	BAYCURB320
4	GBC048A4ELB0000	460/3/60	14.0	48,000	57,600	42 ⁵ / ₈ x 48 x 76 ⁷ / ₈	616	11	15	BAYCURB320
5	GBC060A4ELB0000	460/3/60	14.0	57,500	57,600	42 ⁵ / ₈ x 48 x 76 ⁷ / ₈	636	13	20	BAYCURB320
3	GBC036AWELB0000	575/3/60	14.0	36,000	57,600	42 ⁵ / ₈ x 48 x 76 ⁷ / ₈	574	7	15	BAYCURB320
4	GBC048AWELB0000	575/3/60	14.0	48,000	57,600	42 ⁵ / ₈ x 48 x 76 ⁷ / ₈	616	9	15	BAYCURB320
5	GBC060AWELB0000	575/3/60	14.0	57,500	57,600	42 ⁵ / ₈ x 48 x 76 ⁷ / ₈	636	10	15	BAYCURB320
GBC - Three Phase Medium Heat										
3	GBC036A3EMB0000	208-230/3/60	14.0	36,000	80,000	42 ⁵ / ₈ x 48 x 76 ⁷ / ₈	574	20	25	BAYCURB320
4	GBC048A3EMB0000	208-230/3/60	14.0	48,000	92,000	42 ⁵ / ₈ x 48 x 76 ⁷ / ₈	616	24	35	BAYCURB320
5	GBC060A3EMB0000	208-230/3/60	14.0	57,500	92,000	42 ⁵ / ₈ x 48 x 76 ⁷ / ₈	636	27	40	BAYCURB320
3	GBC036A4EMB0000	460/3/60	14.0	36,000	80,000	42 ⁵ / ₈ x 48 x 76 ⁷ / ₈	574	11	15	BAYCURB320
4	GBC048A4EMB0000	460/3/60	14.0	48,000	92,000	42 ⁵ / ₈ x 48 x 76 ⁷ / ₈	616	11	15	BAYCURB320
5	GBC060A4EMB0000	460/3/60	14.0	57,500	92,000	42 ⁵ / ₈ x 48 x 76 ⁷ / ₈	636	13	20	BAYCURB320
3	GBC036AWEMB0000	575/3/60	14.0	36,000	80,000	42 ⁵ / ₈ x 48 x 76 ⁷ / ₈	574	7	15	BAYCURB320
4	GBC048AWEMB0000	575/3/60	14.0	48,000	92,000	42 ⁵ / ₈ x 48 x 76 ⁷ / ₈	616	9	15	BAYCURB320
5	GBC060AWEMB0000	575/3/60	14.0	57,500	92,000	42 ⁵ / ₈ x 48 x 76 ⁷ / ₈	636	10	15	BAYCURB320

0000 = Includes no Factory-Installed Features; Does Not Include Factory-Installed Hail Guards or Multi-Speed Motor

⓪ For Downflow units only.

** Information subject to change. Please confirm current product data within respective catalogs, IOMs or Trane Select Assist.



Foundation™ Packaged Gas/Electric 3-5 Tons, R-410A (Model Digit Numbers)

Light Commercial
Packaged Gas/Electric

Digit	Description	Order Number	Digit	Description	Order Number
1	Unit Function		15	Supply Fan/Drive Type/Motor	
	Packaged Gas Electric	G		Multi-Speed Standard Motor.....	7
2	Efficiency			Multi-Speed Oversized Motor	9
	Generation B.....	B	16	Access	
	Generation C - DOE.....	C		Standard Fork Access	0
3	Airflow Configuration			Third Side Condenser Fork Access (15-25 Tons)	F
	Convertible.....	C	17	Condenser Coil Protection	
4,5,6	Nominal Gross Cooling Capacity (MBh)			Standard Coil	0
	3 Ton.....	.036		Condenser with CompleteCoat™	4
	4 Ton.....	.048	18	Through the Base Provisions	
	5 Ton.....	.060		No Through-the Base-Provisions	0
	15 Ton.....	.180		Through-the-Base Electric	A
	17.5 Ton.....	.210		Through the Base Gas①	B
	20 Ton.....	.240		Through the Base Electric/Gas	C
	25 Ton.....	.300	19	Disconnect/Circuit Breake (3 phase only)	
7	Design Sequence	*		No Disconnect/Circuit Breaker	0
				Unit Mounted/Non-Fused Disconnect②	1
8	Voltage		20-24	Not Used	
	208-230/60/3	3		No Convenience Outlet0000
	460/60/3	4	25	System Monitoring Controls	
	575/60/3	W		No Monitoring Controls	0
9	Unit Controls			Condensate Drain Pan Overflow Switch.....	A
	Electromechanical	E	26	System Monitoring Controls 2	
10	Heating Capacity			Economizer Fault Detection and Diagnostics (FDD)⑤	B
	Gas Heat -Low	L			
	Gas Heat - Medium.....	M			
	Gas Heat - High	H			
	Gas Heat - SS Ht Ex - Low	X			
	Gas Heat - SS Ht Ex - Medium.....	Y			
	Gas Heat - SS Ht Ex - High	Z			
11	Design Sequence	*			
12-13	Service Sequence	*,*			
14	Fresh Air Selection				
	No Fresh Air	0			
	Manual Outside Air Damper 0-25%	A			
	Motorized Outside Air Damper 0-50%.....	B			
	Economizer, Dry Bulb 0-100% without Barometric Relief.....	C			
	Economizer, Dry Bulb 0-100% with Barometric Relief③	D			
	Economizer, Reference Enthalpy 0-100% without Barometric Relief.....	E			
	Economizer, Reference Enthalpy 0-100% with Barometric Relief③	F			
	Economizer, Comparative Enthalpy 0-100% without Barometric Relief.....	G			
	"Economizer, Comparative Enthalpy 0-100% with Barometric Relief③	H			
	Downflow Low Leak Economizer, Dry Bulb without Barometric Relief.....	J			
	Downflow Low Leak Economizer, Reference Enthalpy without Barometric Relief.....	L			
	Downflow Low Leak Economizer, Comparative Enthalpy without Barometric Relief.....	N			

- ① Some field set up required
- ② Must be ordered through the base electrical option
- ③ All factory installed Options are Built-to-Order. Check order services for estimated production cycle
- ④ Factory installed economizers only available in downflow configuration
- ⑤ Fault Detection and Diagnostics (FDD) is available on Low Leak Economizers only



It's Hard To Stop A Trane.®

Foundation™ Packaged Gas/Electric 3-5 Ton Accessories

Light Commercial
Packaged Gas/Electric

Table LPG-19-A — Foundation™ - Field-Installed Accessories (FOR 3 - 5 TON FOUNDATION PACKAGED GAS UNITS - GBC - ONLY)

Model Number	Description	Used With
BAYCURB320A*	Roof curb.....	All
BAYGARD320A*	Tool-less Hail Guard.....	All
BAYHAKT320A*	High Altitude Kit.....	All
BAYLPKT320A*	LP Kit.....	All
BAYTBGF320A*	Through the base - Gas.....	All
BAYTBUE320A*	Through the base - Elec.	All
BAYDSCF322A*	Unit Mounted Disconnect- cooling only, 100 Amp.....	All
BAYCO2K300A*	Wall Mounted CO2 Sensor.....	All
BAYCO2K301A*	Duct Mounted CO2 Sensor.....	All
BAYCOSW320A*	Condensate Overflow Switch.....	All
BAYCCHT010B*	Crankcase Heater – 208-230V (40 W) 6.5”.....	GBC048-060
BAYCCHT011B*	Crankcase Heater - 460V/575V (40W) 6.5".....	GBC048-060
BAYCCHT103A*	Crankcase Heater – 208-230V (40 W) 5.5”.....	GBC036
BAYCCHT405A*	Crankcase Heater - 460V/575V (40W) 5.5".....	GBC036
BAYLOAM330A*	Evaporator Defrost Control Kit.....	All
BAYLOAM340A*	Low Ambient Kit.....	All
BAYASCT001*	Compressor Short Cycle Timer.....	All
BAYHSMT320A*	2 HP Oversize motor Kit (208-230/460V).....	All
BAYHSMT322A*	2 HP Oversize motor Kit (575V).....	All
BAYDMPR321A*	Manual Damper.....	All
BAYDMPR320A*	Motorized Damper.....	All
BAYBARO320A*	Barometric Relief Damper.....	All
BAYECON320A*	Economizer, Dry Bulb, Downflow.....	All
BAYENTH320A*	Reference Enthalpy Economizer Kit.....	All
BAYENTH321A*	Comparative Enthalpy Economizer Kit.....	All
BAYECON353A*①	Low Leak Economizer, Dry Bulb, Downflow W/FDD.....	All
BAYECON354A*①	Low Leak Economizer, Dry Bulb, Horizontal W/FDD.....	All
BAYENTH323A*①	Comparative Enthalpy Economizer Kit.....	All w/ Low Leak Economizer & FDD
BAYENTH322A*①	Reference Enthalpy Economizer Kit.....	All w/ Low Leak Economizer & FDD
BAYBARO321A*①	Barometric Relief Damper.....	All w/ Low Leak Economizer & FDD
BAYPWRX320A*②	Power Exhasust DF, 208-230V.....	All
BAYPWRX321A*②	Power Exhaust DF, 460V.....	All
BAYPWRX322A*②	Power Exhasut DF, 575V.....	All

① FDD = Fault Detection & Diagnosis


② Please check availability

* Information subject to change. Please confirm current product data within respective catalogs, IOMs or Trane Select Assist.



It's Hard To Stop A Trane.®

Medium Foundation™ Packaged Gas 7.5-12.5 Tons, R-410A



- Scroll compressors on all units
- Operating charge of R-410A
- Low ambient operation to 0°F as standard
- Color coded and numbered wiring
- Single side service access
- Molded handles on service access doors
- Separated high and low voltage compartments
- Liquid Line Refrigerant Drier
- Provisions for through the base connections
- Phase monitor on all units
- Convertible airflow
- Two inch throwaway filters as standard
- Non-corrosive & removable drain pan
- 5-year limited compressor warranty (7.5 - 12.5 tons)

Table LPG-20-A – Foundation™ – R-410A – Electromechanical Controls - 2-Speed Fan - Low Heat

Tons	Unit Model No.	Power Supply Volts/Phase/Hz	Performance (IEER)	Cooling Capacity (Btuh)	Heating Performance	Dimensions (in.) H x W x L	Shipping Weight (lbs.)	MCA	Max Fuse Size or Max Circuit Breaker [Ⓞ]	Downflow Roofcurb
7½	GCC090A3ELA3YXA	208-230/3/60	14.8	90,000	10,000	44 x 58¾ x 88¾	1087	37	50	BAYCURB310
8½	GCC102A3ELA3YXA	208-230/3/60	14.8	102,000	10,000	49⅞ x 58¾ x 88¾	1111	40	50	BAYCURB310
10	GCC120A3ELA3YXA	208-230/3/60	14.8	120,000	144,000	49⅞ x 58¾ x 88¾	1133	54	70	BAYCURB310
12½	GCC150A3ELA3YXA	208-230/3/60	14.2	150,000	144,000	49⅞ x 58¾ x 88¾	1235	62	80	BAYCURB310
7½	GCC090A4ELA3YXA	460/3/60	14.8	90,000	10,000	44 x 58¾ x 88¾	1087	22	25	BAYCURB310
8½	GCC102A4ELA3YXA	460/3/60	14.8	102,000	10,000	49⅞ x 58¾ x 88¾	1111	23	30	BAYCURB310
10	GCC120A4ELA3YXA	460/3/60	14.8	120,000	144,000	49⅞ x 58¾ x 88¾	1133	27	35	BAYCURB310
12½	GCC150A4ELA3YXA	460/3/60	14.2	150,000	144,000	49⅞ x 58¾ x 88¾	1235	31	40	BAYCURB310

Table LPG-20-B – Foundation™ – R-410A – Electromechanical Controls - 2-Speed Fan = Medium Heat

Tons	Unit Model No.	Power Supply Volts/Phase/Hz	Performance (IEER)	Cooling Capacity (Btuh)	Heating Performance	Dimensions (in.) H x W x L	Shipping Weight (lbs.)	MCA	Max Fuse Size or Max Circuit Breaker [Ⓞ]	Downflow Roofcurb
7½	GCC090A3EMA3YXA	208-230/3/60	14.8	90,000	144,000	44 x 58¾ x 88¾	1087	37	50	BAYCURB310
8½	GCC102A3EMA3YXA	208-230/3/60	14.8	102,000	144,000	49⅞ x 58¾ x 88¾	1111	40	50	BAYCURB310
10	GCC120A3EMA3YXA	208-230/3/60	14.8	120,000	180,000	49⅞ x 58¾ x 88¾	1133	54	70	BAYCURB310
12½	GCC150A3EMA3YXA	208-230/3/60	14.2	150,000	180,000	49⅞ x 58¾ x 88¾	1235	62	80	BAYCURB310
7½	GCC090A4EMA3YXA	460/3/60	14.8	90,000	144,000	44 x 58¾ x 88¾	1087	22	25	BAYCURB310
8½	GCC102A4EMA3YXA	460/3/60	14.8	102,000	144,000	49⅞ x 58¾ x 88¾	1111	23	30	BAYCURB310
10	GCC120A4EMA3YXA	460/3/60	14.8	120,000	180,000	49⅞ x 58¾ x 88¾	1133	27	35	BAYCURB310
12½	GCC150A4EMA3YXA	460/3/60	14.2	150,000	180,000	49⅞ x 58¾ x 88¾	1235	31	40	BAYCURB310

Table LPG-20-C – Foundation™ – R-410A – Electromechanical Controls - 2-Speed Fan - High Heat

Tons	Unit Model No.	Power Supply Volts/Phase/Hz	Performance (IEER)	Cooling Capacity (Btuh)	Heating Performance	Dimensions (in.) H x W x L	Shipping Weight (lbs.)	MCA	Max Fuse Size or Max Circuit Breaker [Ⓞ]	Downflow Roofcurb
7½	GCC090A3EHA3YXA	208-230/3/60	14.8	90,000	180,000	44 x 58¾ x 88¾	1087	22	25	BAYCURB310
8½	GCC102A3EHA3YXA	208-230/3/60	14.8	102,000	180,000	49⅞ x 58¾ x 88¾	1111	23	30	BAYCURB310
10	GCC120A3EHA3YXA	208-230/3/60	14.8	120,000	200,000	49⅞ x 58¾ x 88¾	1133	27	35	BAYCURB310
12½	GCC150A3EHA3YXA	208-230/3/60	14.2	150,000	200,000	49⅞ x 58¾ x 88¾	1235	31	40	BAYCURB310
7½	GCC090A4EHA3YXA	460/3/60	14.8	90,000	180,000	44 x 58¾ x 88¾	1087	22	25	BAYCURB310
8½	GCC102A4EHA3YXA	460/3/60	14.8	102,000	180,000	49⅞ x 58¾ x 88¾	1111	23	30	BAYCURB310
10	GCC120A4EHA3YXA	460/3/60	14.8	120,000	200,000	49⅞ x 58¾ x 88¾	1133	27	35	BAYCURB310
12½	GCC150A4EHA3YXA	460/3/60	14.2	150,000	200,000	49⅞ x 58¾ x 88¾	1235	31	40	BAYCURB310

Ⓞ HACR Circuit Breaker Type Per NEC.

3YXA medium Foundation models include multi-speed motor .

** Information subject to change. Please confirm current product data within respective catalogs, IOMs or Trane Select Assist.

For complete equipment / combination selections, installation instructions and warranty information, please refer to Product Data/Ratings and/or Installers Guides and Limited Warranty Handbooks.



It's Hard To Stop A Trane.®

Medium Foundation™ Packaged Gas 7.5-12.5 Tons, R-410A (Model Digit Numbers)

Light Commercial
Packaged Gas/Electric

Digit	Description	Order Number	Digit	Description	Order Number
1	Unit Function		11	Minor Design Sequence	
	Packaged Gas Electric	G			*
2	Efficiency		12-13	Service Sequence	
	Generation C - DOE	C			*,*
3	Airflow Configuration		14	Fresh Air Selection ③④	
	Convertible	C		No Fresh Air	0
4,5,6	Nominal Gross Cooling Capacity (MBh)		15	Supply Fan/Drive Type/Motor	
	7.5 Ton	090		Multi-Speed Standard Motor	7
	8.5 Ton	102		Multi-Speed Oversized Motor	9
	10 Ton	120	16	Unit Type	
	12.5 Ton	150		Medium Foundation	M
7	Design Sequence		17	Condenser Coil Protection	
		*		Standard Coil	0
8	Voltage		18	Through the Base Provisions	
	208-230/60/3	3		No Through-the Base-Provisions	0
	460/60/3	4	19	Disconnect/Circuit Breake (3 phase only)	
9	Unit Controls			No Disconnect/Circuit Breaker	0
	Electromechanical	E	20-24	Not Used	
10	Heating Capacity			No Convenience Outlet	0000
	Gas Heat -Low	L	25	System Monitoring Controls1	
	Gas Heat - Medium	M		No Monitoring Controls	0
	Gas Heat - SS Ht Ex - Low	X	26	System Monitoring Controls 2	
	Gas Heat - SS Ht Ex - Medium	Y		Economizer Fault Detection and Diagnostics (FDD)⑤	B
	Gas Heat - SS Ht Ex - High	Z			

- ① Some field set up required
- ② Must be ordered through the base electrical option
- ③ All factory installed Options are Built-to-Order. Check order services for estimated production cycle
- ④ Factory installed economizers only available in downflow configuration
- ⑤ Fault Detection and Diagnostics (FDD) is available on Low Leak Economizers only



It's Hard To Stop A Trane.®

Medium Foundation™ Packaged Gas 7.5-12.5 Tons Accessories

Table LPG-22-A — Foundation™ - R-410A - Field Installed Accessories

Model Number	Description	Used With
BAYDMPR311*	Damper, Manual.....	GCC090A* - GCC150A*
BAYDMPR310*	Damper, Motorized	GCC090A* - GCC150A*
BAYECON310*	Economizer, Dry Bulb, Downflow	GCC090A* - GCC150A*
BAYECON311*	Economizer, Dry Bulb, Horizontal	GCC090A* - GCC150A*
BAYECON355* ^③	Low Leak Economizer w/FDD, Dry Bulb, Downflow	GCC090A* - GCC150A*
BAYECON356*	Low Leak Economizer w/FDD, Dry Bulb, Horizontal	GCC090A* - GCC150A*
BAYBARO310*	Barometric Relief Damper, 7.5 - 12.5 T	GCC090A* - GCC150A*
BAYCURB310*	Roof Curb	GCC090A* - GCC150A*
BAYGARD312*	Condenser Hail Guard.....	GCC090A* - GCC150A*
BAYASCT001*	Compressor Short Cycle Timer	GCC090A* - GCC150A*
BAYPWRX310* ^①	Power Exhaust, 7.5-25T, DF, 230V	GCC090A3* - GCC150A3*
BAYPWRX311* ^①	Power Exhaust, 7.5-25T, DF, 460V	GCC090A4* - GCC150A4*
BAYCO2K300*	Wall Mounted CO2 Sensor	GCC090A* - GCC150A* with economizer
BAYCO2K301*	Duct Mounted CO2 Sensor	GCC090A* - GCC150A* with economizer
BAYCOSW311*	Drain Pan Overflow Switch	GCC090A* - GCC150A*
BAYSTAT300*	BACNet Enabled Thermostat	GCC090A* - GCC300A*

① Please check availability.


② See HVAC Knowledge Center for a list of compatible Carrier units.

③ FDD = Fault Detection & Diagnostics.

* Information subject to change. Please confirm current product data within respective catalogs, IOMs or Trane Select Assist.



It's Hard To Stop A Trane.®



Foundation™ Packaged Gas/Electric 15-25 Tons, R-410A

- Scroll compressors on all units
- Operating charge of R-410A
- Low ambient operation to 40°F as standard
- Color coded and numbered wiring
- Single side service access
- Molded handles on service access doors
- Liquid Line Refrigerant Drier
- Provisions for through the base connections
- Phase monitor on all units
- Convertible airflow with field installed kit on most models
- Two inch throwaway filters as standard
- Non-corrosive & removable drain pan
- Separated high and low voltage compartments
- 5-year limited compressor and heat exchanger warranty (15-25 tons)

Light Commercial
Packaged Gas/Electric

Table LPG-23-A — Foundation™ - R-410A - Electromechanical Controls - 2-Speed Indoor Fans

Tons	Unit Model No	Power Supply Volts/Phase/Hz	Performance EER/IEER	Cooling Capacity (Btuh)	Heating Output Capacity (Btuh)	Dimensions (in.) H x W x L	Shipping Weight (lbs.)	MCA**	Max Fuse Size or Max Circuit Breaker**②	Downflow Roofcurb①
GCC - Three Phase Low Heat										
15	GCC180A3ELA1DQY	208-230/3/60	11.0/14.2	194000	194400	58 ⁵ / ₈ x 86 ⁵ / ₁₆ x 123 ¹ / ₈	2339	79	100	BAYCURB027
17½	GCC210A3ELA1DQY	208-230/3/60	11.0/14.2	214000	194400	58 ⁵ / ₈ x 86 ⁵ / ₁₆ x 123 ¹ / ₈	2353	92	110	BAYCURB027
20	GCC240A3ELA1DQY	208-230/3/60	10.0/13.2	252000	194400	58 ⁵ / ₈ x 86 ⁵ / ₁₆ x 123 ¹ / ₈	2350	101	125	BAYCURB027
25	GCC300A3ELA1DQY	208-230/3/60	9.80/13.2	280000	194400	58 ⁵ / ₈ x 86 ⁵ / ₁₆ x 123 ¹ / ₈	2386	133	175	BAYCURB027
15	GCC180A4ELA1DQY	460/3/60	11.0/14.2	194000	194400	58 ⁵ / ₈ x 86 ⁵ / ₁₆ x 123 ¹ / ₈	2339	36	45	BAYCURB027
17½	GCC210A4ELA1DQY	460/3/60	11.0/14.2	214000	194400	58 ⁵ / ₈ x 86 ⁵ / ₁₆ x 123 ¹ / ₈	2353	40	50	BAYCURB027
20	GCC240A4ELA1DQY	460/3/60	10.0/13.2	252000	194400	58 ⁵ / ₈ x 86 ⁵ / ₁₆ x 123 ¹ / ₈	2350	20	60	BAYCURB027
25	GCC300A4ELA1DQY	460/3/60	9.80/13.2	280000	194400	58 ⁵ / ₈ x 86 ⁵ / ₁₆ x 123 ¹ / ₈	2386	58	70	BAYCURB027
15	GCC180AWELA1DQY	575/3/60	11.0/14.2	194000	194400	58 ⁵ / ₈ x 86 ⁵ / ₁₆ x 123 ¹ / ₈	2339	30	35	BAYCURB027
17½	GCC210AWELA1DQY	575/3/60	11.0/14.2	214000	194400	58 ⁵ / ₈ x 86 ⁵ / ₁₆ x 123 ¹ / ₈	2353	33	40	BAYCURB027
20	GCC240AWELA1DQY	575/3/60	10.0/13.2	252000	194400	58 ⁵ / ₈ x 86 ⁵ / ₁₆ x 123 ¹ / ₈	2350	39	50	BAYCURB027
25	GCC300AWELA1DQY	575/3/60	9.80/13.2	280000	194400	58 ⁵ / ₈ x 86 ⁵ / ₁₆ x 123 ¹ / ₈	2386	46	50	BAYCURB027
GCC - Three Phase Medium Heat										
15	GCC180A3EMA1DQY	208-230/3/60	11.0/14.2	194000	259200	58 ⁵ / ₈ x 86 ⁵ / ₁₆ x 123 ¹ / ₈	2339	79	100	BAYCURB027
17½	GCC210A3EMA1DQY	208-230/3/60	11.0/14.2	214000	259200	58 ⁵ / ₈ x 86 ⁵ / ₁₆ x 123 ¹ / ₈	2353	92	110	BAYCURB027
20	GCC240A3EMA1DQY	208-230/3/60	10.0/13.2	252000	259200	58 ⁵ / ₈ x 86 ⁵ / ₁₆ x 123 ¹ / ₈	2350	101	125	BAYCURB027
25	GCC300A3EMA1DQY	208-230/3/60	9.80/13.2	280000	259200	58 ⁵ / ₈ x 86 ⁵ / ₁₆ x 123 ¹ / ₈	2386	133	175	BAYCURB027
15	GCC180A4EMA1DQY	460/3/60	11.0/14.2	194000	259200	58 ⁵ / ₈ x 86 ⁵ / ₁₆ x 123 ¹ / ₈	2339	36	45	BAYCURB027
17½	GCC210A4EMA1DQY	460/3/60	11.0/14.2	214000	259200	58 ⁵ / ₈ x 86 ⁵ / ₁₆ x 123 ¹ / ₈	2353	40	50	BAYCURB027
20	GCC240A4EMA1DQY	460/3/60	10.0/13.2	252000	259200	58 ⁵ / ₈ x 86 ⁵ / ₁₆ x 123 ¹ / ₈	2350	20	60	BAYCURB027
25	GCC300A4EMA1DQY	460/3/60	9.80/13.2	280000	259200	58 ⁵ / ₈ x 86 ⁵ / ₁₆ x 123 ¹ / ₈	2386	58	70	BAYCURB027
15	GCC180AWEMA1DQY	575/3/60	11.0/14.2	194000	259200	58 ⁵ / ₈ x 86 ⁵ / ₁₆ x 123 ¹ / ₈	2339	30	35	BAYCURB027
17½	GCC210AWEMA1DQY	575/3/60	11.0/14.2	214000	259200	58 ⁵ / ₈ x 86 ⁵ / ₁₆ x 123 ¹ / ₈	2353	33	40	BAYCURB027
20	GCC240AWEMA1DQY	575/3/60	10.0/13.2	252000	259200	58 ⁵ / ₈ x 86 ⁵ / ₁₆ x 123 ¹ / ₈	2350	39	50	BAYCURB027
25	GCC300AWEMA1DQY	575/3/60	9.80/13.2	280000	259200	58 ⁵ / ₈ x 86 ⁵ / ₁₆ x 123 ¹ / ₈	2386	46	50	BAYCURB027
GCC - Three Phase High Heat①										
15	GCC180A3EHA1DQY	208-230/3/60	11.0/14.2	194000	283500	58 ⁵ / ₈ x 86 ⁵ / ₁₆ x 123 ¹ / ₈	2339	79	100	BAYCURB027
17½	GCC210A3EHA1DQY	208-230/3/60	11.0/14.2	214000	307800/283500	58 ⁵ / ₈ x 86 ⁵ / ₁₆ x 123 ¹ / ₈	2353	92	110	BAYCURB027
20	GCC240A3EHA1DQY	208-230/3/60	10.0/13.2	252000	307800	58 ⁵ / ₈ x 86 ⁵ / ₁₆ x 123 ¹ / ₈	2350	101	125	BAYCURB027
25	GCC300A3EHA1DQY	208-230/3/60	9.80/13.2	280000	307800	58 ⁵ / ₈ x 86 ⁵ / ₁₆ x 123 ¹ / ₈	2386	133	175	BAYCURB027
15	GCC180A4EHA1DQY	460/3/60	11.0/14.2	194000	283500	58 ⁵ / ₈ x 86 ⁵ / ₁₆ x 123 ¹ / ₈	2339	36	45	BAYCURB027
17½	GCC210A4EHA1DQY	460/3/60	11.0/14.2	214000	307800/283500	58 ⁵ / ₈ x 86 ⁵ / ₁₆ x 123 ¹ / ₈	2353	40	50	BAYCURB027
20	GCC240A4EHA1DQY	460/3/60	10.0/13.2	252000	307800	58 ⁵ / ₈ x 86 ⁵ / ₁₆ x 123 ¹ / ₈	2350	20	60	BAYCURB027
25	GCC300A4EHA1DQY	460/3/60	9.80/13.2	280000	307800	58 ⁵ / ₈ x 86 ⁵ / ₁₆ x 123 ¹ / ₈	2386	58	70	BAYCURB027
15	GCC180AWEHA1DQY	575/3/60	11.0/14.2	194000	283500	58 ⁵ / ₈ x 86 ⁵ / ₁₆ x 123 ¹ / ₈	2339	30	35	BAYCURB027
17½	GCC210AWEHA1DQY	575/3/60	11.0/14.2	214000	307800/283500	58 ⁵ / ₈ x 86 ⁵ / ₁₆ x 123 ¹ / ₈	2353	33	40	BAYCURB027
20	GCC240AWEHA1DQY	575/3/60	10.0/13.2	252000	307800	58 ⁵ / ₈ x 86 ⁵ / ₁₆ x 123 ¹ / ₈	2350	39	50	BAYCURB027
25	GCC300AWEHA1DQY	575/3/60	9.80/13.2	280000	307800	58 ⁵ / ₈ x 86 ⁵ / ₁₆ x 123 ¹ / ₈	2386	46	50	BAYCURB027

① HACR Circuit Breaker Type Per NEC.

② For Standard and Oversized Indoor Fan Motor, values do not include power exhaust accessory
1DQY models include a multi-speed motor.

** Information subject to change. Please confirm current product data within respective catalogs, IOMs or Trane Select Assist.

For complete equipment / combination selections, installation instructions and warranty information, please refer to Product Data/Ratings and/or Installers Guides and Limited Warranty Handbooks.



Foundation™ Packaged Gas/Electric 15-25 Tons, R-410A (Model Digit Numbers)

Light Commercial
Packaged Gas/Electric

Digit	Description	Order Number	Digit	Description	Order Number
1	Unit Function		15	Supply Fan/Drive Type/Motor	
	Packaged Gas Electric	G		Multi-Speed Standard Motor.....	7
2	Efficiency			Multi-Speed Oversized Motor	9
	Generation B.....	B	16	Access	
	Generation C - DOE.....	C		Standard Fork Access	0
3	Airflow Configuration			Third Side Condenser Fork Access (15-25 Tons)	F
	Convertible.....	C	17	Condenser Coil Protection	
4,5,6	Nominal Gross Cooling Capacity (MBh)			Standard Coil	0
	3 Ton.....	.036		Condenser with CompleteCoat™	4
	4 Ton.....	.048	18	Through the Base Provisions	
	5 Ton.....	.060		No Through-the Base-Provisions	0
	15 Ton.....	.180		Through-the-Base Electric	A
	17.5 Ton.....	.210		Through the Base Gas①	B
	20 Ton.....	.240		Through the Base Electric/Gas	C
	25 Ton.....	.300	19	Disconnect/Circuit Breake (3 phase only)	
7	Design Sequence	*		No Disconnect/Circuit Breaker	0
				Unit Mounted/Non-Fused Disconnect②	1
8	Voltage		20-24	Not Used	
	208-230/60/3	3		No Convenience Outlet0000
	460/60/3	4	25	System Monitoring Controls	
	575/60/3	W		No Monitoring Controls	0
9	Unit Controls			Condensate Drain Pan Overflow Switch.....	A
	Electromechanical	E	26	System Monitoring Controls 2	
10	Heating Capacity			Economizer Fault Detection and Diagnostics (FDD)⑤	B
	Gas Heat -Low	L			
	Gas Heat - Medium.....	M			
	Gas Heat - High	H			
	Gas Heat - SS Ht Ex - Low	X			
	Gas Heat - SS Ht Ex - Medium.....	Y			
	Gas Heat - SS Ht Ex - High	Z			
11	Design Sequence	*			
12-13	Service Sequence	*,*			
14	Fresh Air Selection				
	No Fresh Air	0			
	Manual Outside Air Damper 0-25%	A			
	Motorized Outside Air Damper 0-50%.....	B			
	Economizer, Dry Bulb 0-100% without Barometric Relief.....	C			
	Economizer, Dry Bulb 0-100% with Barometric Relief③	D			
	Economizer, Reference Enthalpy 0-100% without Barometric Relief.....	E			
	Economizer, Reference Enthalpy 0-100% with Barometric Relief③	F			
	Economizer, Comparative Enthalpy 0-100% without Barometric Relief.....	G			
	"Economizer, Comparative Enthalpy 0-100% with Barometric Relief③	H			
	Downflow Low Leak Economizer, Dry Bulb without Barometric Relief.....	J			
	Downflow Low Leak Economizer, Reference Enthalpy without Barometric Relief.....	L			
	Downflow Low Leak Economizer, Comparative Enthalpy without Barometric Relief.....	N			

- ① Some field set up required
- ② Must be ordered through the base electrical option
- ③ All factory installed Options are Built-to-Order. Check order services for estimated production cycle
- ④ Factory installed economizers only available in downflow configuration
- ⑤ Fault Detection and Diagnostics (FDD) is available on Low Leak Economizers only



It's Hard To Stop A Trane.®

Foundation™ Packaged Gas/Electric 15-25 Tons Accessories

Light Commercial
Packaged Gas/Electric

Table LPG-25-A — Foundation™ - R-410A— Field-Installed Accessories (FOR 15 - 25 TON FOUNDATION PACKAGED GAS UNITS - GBC - ONLY)

Model Number	Description	Used With
BAYTBUE300*	Through the Base Electrical Connections.....	All Foundation 15-25 Ton Units
BAYDSCF300*	Unit Mounted Disconnect (460V & 575V).....	GCC*180A4* - GCC*300A4*, GCC*180AW* - GCC*300AW*
BAYDSCF301*	Unit Mounted Disconnect (208-230V).....	GCC*180A3* - GCC*300A3*
BAYTBGF300*	Through the Base Gas Connection, 400 MBH.....	GCC*180A* - GCC*300A*
BAYLPKT300*	Propane Conversion Kit.....	GCC*180A* - GCC*300A*
BAYHAKT300*	High Altitude Conversion Kit.....	GCC*180A* - GCC*300A*
BAYDMPR301*	Damper, Manual.....	GCC*180A* - GCC*300A*
BAYDMPR300*	Damper, Motorized.....	GCC*180A* - GCC*300A*
BAYECON300*	Economizer, Dry Bulb, Downflow.....	GCC*180A* - GCC*300A*
BAYECON301*	Economizer, Dry Bulb, Horizontal.....	GCC*180A* - GCC*300A*
BAYECON350* ^①	Low Leak Economizer w/FDD, Dry Bulb, Downflow.....	GCC*180A* - GCC*300A*
BAYECON351*	Low Leak Economizer w/FDD, Dry Bulb, Horizontal.....	GCC*180A* - GCC*300A*
BAYHZCN300*	Horizontal Economizer Conversion Kit.....	GCC*180A* - GCC*300A*
BAYBARO300*	Barometric Relief Damper, 15-25T.....	GCC*180A* - GCC*300A*
BAYENTH300*	Reference Enthalpy Economizer Kit.....	GCC*180A* - GCC*300A*
BAYENTH301*	Comparative Enthalpy Economizer Kit.....	GCC*180A* - GCC*300A*
BAYENTH302* ^②	Reference Enthalpy Economizer Kit.....	GCC*180A* - GCC*300A* w/Low Leak Economizer & FDD
BAYENTH303* ^②	Comparative Enthalpy Economizer Kit.....	GCC*180A* - GCC*300A* w/Low Leak Economizer & FDD
BAYCURB027*	Roof Curb.....	GCC*180A* - GCC*300A*
BAYHZRT001*	Horizontal Duct Conversion Kit.....	GCC*180A* - GCC*300A*
BAYCARR001*	Carrier Replacement Conversion Kit.....	GCC*180A* - GCC*300A*
BAYGARD300*	Condenser Hail Guard.....	GCC*180A* - GCC*300A*
BAYCCHT300*	Crankcase Heater, 70W, 208-230V.....	GCC*180A3 - GCC*300A3
BAYCCHT301*	Crankcase Heater, 70W, 460V.....	GCC*180A4 - GCC*300A4
BAYCCHT302*	Crankcase Heater, 70W, 575V.....	GCC*180AW - GCC*300AW
BAYASCT001	Compressor Short Cycle Timer.....	GCC*180A* - GCC*300A*
BAYLOAM301*	Low Ambient Control.....	GCC*180A* - GCC*300A*
BAYLOAM302*	Low Ambient Control.....	GCC*180A* - GCC*300A*
BAYLOAM310*	Evaporator Defrost Control.....	GCC*180A* - GCC*300A*
BAYPWRX300* ^①	Power Exhaust, 15-25T, DF, 208-230V.....	GCC*180A3 - GCC*300A3
BAYPWRX301* ^①	Power Exhaust, 15-25T, DF, 460V.....	GCC*180A4 - GCC*300A4
BAYPWRX302* ^①	Power Exhaust, 15-25T, DF, 575V.....	GCC*180AW - GCC*300AW
BAYHSMT300*	High Static Motor & Drv, 5HP 208-230/460V.....	GCC*180A* - GCC*300A*
BAYHSMT301*	High Static Motor & Drv, 5HP 575V.....	GCC*180AW
BAYHSMT302*	High Static Motor & Drv, 7.5HP 208-230V.....	GCC*210A3, GCC*240A3
BAYHSMT303*	High Static Motor & Drv, 7.5HP 460V.....	GCC*210A4, GCC*240A4
BAYHSMT304*	High Static Motor & Drv, 7.5HP 575V.....	GCC*210AW, GCC*240AW
BAYSHGR003* ^②	Shaft Grounding Ring, 0.875" Shaft.....	5HP VFD Motors
BAYSHGR002* ^②	Shaft Grounding Ring, 1.125" Shaft.....	7.5HP VFD Motors
BAYLSDR300*	Low Static Drive Option.....	GCC*180A* - GCC*300A*
BAYHSDR300*	High Static Drive Option.....	GCC*180A* - GCC*300A*
BAYCO2K300*	Wall Mounted CO2 Sensor.....	GCC*180A* - GCC*300A* with economizer
BAYCO2K301*	Duct Mounted CO2 Sensor.....	GCC*180A* - GCC*300A* with economizer
BAYCOSW300*	Drain Pan Overflow Switch.....	GCC*180A* - GCC*300A*
BAYSTAT300*	BACNet Enabled Thermostat.....	GCC*180A* - GCC*300A*
BAYPALT001*	Reuseable Pallet for Condenser End Unit Lifting.....	All Foundation 15-25 Ton Units

① Please check availability.

② See HVAC Knowledge Center for a list of compatible Carrier units.

③ FDD = Fault Detection & Diagnostics.

* Information subject to change. Please confirm current product data within respective catalogs, IOMs or Trane Select Assist.