

TruComfort™ Variable Speed Heat Pumps Single Phase – 2-5 Tons



XV20i
(Variable Speed)

Table SH-1-A - XV20i R-410A Split System Variable Speed Heat Pump (25–100% capacity) – with Trane Link^①

Model Number	Power Supply	Nom. Cap. Cooling (BTUH)	Uncrated Dimensions (in.)			Shipping Weight (lbs.)	Sound Rating		MCA*	Max. Fuse*	Service Valve Connection Size [†] (in)	
			H	W	D		(Cool)**	(Heat)			OD Gas	OD Liq.
4TWV0X24A1000A	208/230/1/60	24,000	46	33	30	236	54/65	60/69	17	25	3/4	3/8
4TWV0X36A1000A	208/230/1/60	36,000	47	37	34	278	59/70	60/72	26	40	3/4	3/8
4TWV0X48A1000A	208/230/1/60	48,000	47	37	34	290	61/74	62/76	29	45	7/8	3/8
4TWV0X60A1000A	208/230/1/60	54,000	51	37	34	300	57/73	61/74	37	50	7/8	3/8

① May use TCONT850 or TZON1050 Controls, or UX360 Smart Thermostat and SC360 System Control.
**Rated in accordance with AHRI Standard 270-2008 (Min/Max).



XV19
(Variable Speed)

Table SH-1-B - XV19 R-410A Side Discharge Variable Speed Heat Pump (50-100% capacity) – with ComfortLink™ II^②

Model Number	Power Supply	Nom. Cap. Cooling (BTUH)	Uncrated Dimensions (in.)			Shipping Weight (lbs.)	Sound*** Rating		MCA*	Max. Fuse*	Service Valve Connection Size [†] (in)	
			H	W	D		(Cool)	(Heat)			OD Gas	OD Liq.
4TWL9024A1000B ^③	208/230/1/60	24,000	37	47	18	230	50	49	19	25	5/8	3/8
4TWL9036A1000B ^③	208/230/1/60	36,000	37	47	18	252	48	49	27	30	3/4	3/8
4TWL9048A1000B ^③	208/230/1/60	48,000	43	47	18	271	54	52	32	35	7/8	3/8
4TWL9060A1000B ^③	208/230/1/60	54,000	43	47	18	271	56	52	36	40	7/8	3/8

② Must use TCONT850 or TZON1050 Controls.
③ For coastal applications where units are installed within one (1) mile of sale water, epoxy coated models are available for order. Model numbers with "COT" in the eleventh (11) through thirteenth (13) digits represent an epoxy coated coil. Example: 4TWL9036A1COTB These models have an eight week lead time after order.
*** Rated in accordance with AHRI Standard 275 (Single reflective wall at 3 feet).



XV18
(Variable Speed)

Table SH-1-C - XV18 R-410A Split System Variable Speed Heat Pump (25–100% capacity) – with Trane Link^①

Model Number	Power Supply	Nom. Cap. Cooling (BTUH)	Uncrated Dimensions (in.)			Shipping Weight (lbs.)	Sound Rating		MCA*	Max. Fuse*	Service Valve Connection Size [†] (in)	
			H	W	D		(Cool)**	(Heat)			OD Gas	OD Liq.
4TWV8X24A1000A	208/230/1/60	24,000	41	33	30	225	54/65	60/69	17	25	3/4	3/8
4TWV8X36A1000A	208/230/1/60	36,000	41	33	30	238	56/70	60/74	25	35	3/4	3/8
4TWV8X48A1000A	208/230/1/60	48,000	41	37	34	268	61/74	62/76	28	40	7/8	3/8
4TWV8X60A1000A	208/230/1/60	54,000	45	37	34	285	57/73	61/74	37	50	7/8	3/8

① May use TCONT850 or TZON1050 Controls, or UX360 Smart Thermostat and SC360 System Control.
**Rated in accordance with AHRI Standard 270-2008 (Min/Max).



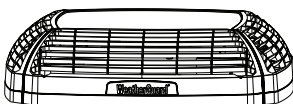
XV17
(Variable Speed)

Table SH-1-D - XV17 R-410A Split System Variable Speed Heat Pump (25–100% capacity) – with Trane Link^④

Model Number	Power Supply	Nom. Cap. Cooling (BTUH)	Uncrated Dimensions (in.)			Shipping Weight (lbs.)	Sound Rating		MCA*	Max. Fuse*	Service Valve Connection Size [†] (in)	
			H	W	D		(Cool)**	(Heat)			OD Gas	OD Liq.
4TWV7X24A1000A	208/230/1/60	24,000	41	30	33	225	55/66	61/70	19	25	3/4	3/8
4TWV7X36A1000A	208/230/1/60	36,000	41	30	33	238	56/71	61/75	27	30	3/4	3/8
4TWV7X48A1000A	208/230/1/60	48,000	41	34	37	268	62/74	63/76	43	45	7/8	3/8
4TWV7X60A1000A	208/230/1/60	60,000	45	34	37	285	58/73	61/74	46	50	7/8	3/8

④ Must use UX360 Smart Thermostat and SC360 System Control.
** Rated in accordance with AHRI Standard 270-2008 (Min/Max).

* Information subject to change. Please confirm with current Product Data/Service Facts for current factory production.
† For alternative line set sizes, please refer to the Application Guide or the Refrigerant Piping Program on ComfortSite. Scan the QR code below to launch the Refrigerant Piping Program Application.



WEATHERGUARD™ TOP ACCESSORY

BAYTWGR0003 - Fits base sizes 33"x30" (WxD)
BAYTWGR0004 - Fits base sizes 37"x34" (WxD)

SCAN HERE
for the
Refrigerant
Piping Program
Application





TruComfort™ Variable Speed Heat Pumps Single Phase – 2-5 Tons

Table SH-2-A – Features

	XV20i (4TWV0)	XV19 (4TWL9)	XV18 (4TWV8)	XV17 (4TWV7)
• SEER2 up to	20.5	19.0	18.0	17.0
• HSPF2 up to	8.7	9.0	8.5	8.5
• Climatuff™ compressor.....	1	1	1	1
• Number of stages	Variable	Variable	Variable	Variable
• Comfort-R™ mode approved	✓	✓	✓	✓
• Trane Link system.....	✓	—	✓	✓
• ComfortLink™ II system	—	✓	—	—
• DuraTuff™ base, fast completed rain, weatherproof	✓	—	✓	✓
• Quick-Sess™ cabinet, service access & refrigerant connections with full coil protection	✓	—	✓	✓
• SpineFin™ coil	✓	—	✓	✓
• Weatherguard™ II top.....	✓	—	—	—
• Compressor sound enclosure	✓	✓	✓	✓
• Compressor sump heat	✓	✓	✓	✓
• Factory supplied charge.....	R-410A	R-410A	R-410A	R-410A
• Glossy corrosion resistant finish.....	✓	✓	✓	✓
• High pressure switch	✓	✓	✓	✓
• Low pressure protection.....	✓	✓	✓	✓
• Liquid line filter drier-factory supplied for field install	✓	✓	✓	✓
• Seacoast shield-factory installed	✓	—	—	—
• Tarpaulin gray cabinet	✓	✓	✓	✓
• 10-year registered limited warranty on compressor, outdoor coil & all other functional parts (Residential Use)*	—	✓	—	—
• 12-year registered limited warranty on compressor, 10-year on outdoor coil & all other functional parts (Residential Use)*	✓	—	✓	✓
• Extended warranties available.....	✓	✓	✓	✓

* Registered Limited Warranty terms are available when you register within 60 days of installation. You can register online at Trane.com or by phone at 855-260-2975, otherwise Trane's Base Limited Warranty terms will apply. Base Limited Warranty information on specific products can be found on ComfortSite.com.

Table SH-2-B – Optional Accessories

Model Number	Description	Shipping Weight				
BAYECMT023	Extreme Conditions Mounting Kit (Base 2/3)	2	2	—	024-036	024-036
BAYECMT004	Extreme Conditions Mounting Kit (Base 4)	2	3-5	—	048-060	048-060
BAYISLT101	Rubber Isolators	1	✓	✓	✓	✓
BAYLEGS007	Snow Legs - 7" High (Black)	1	✓	✓	✓	✓
BAYLEGS004	Snow Legs - 4" High (Black)	1	✓	✓	✓	✓
BAYVDTA003	Vertical Discharge Air Kit Base 3	10	2	—	—	—
BAYVDTA004	Vertical Discharge Air Kit Base 4	10	3-5	—	—	—
BAYSEAC001	Seacoast Kit	1	—	—	✓	✓
BAYWIND101	Wind Baffle Kit	5	—	✓	—	—
BAYSDHG003A	Hail Guard Kit 4.3	5	—	2-3	—	—
BAYSDHG004A	Hail Guard Kit 4.4	5	—	4-5	—	—
PAI00309①	Heresite Spraypaint	1	✓	✓	✓	✓
BRK05033②	Wall Mount Kit	—	—	✓	—	—
BAYSEN01ATEMPA	External Ambient Kit	—	✓	✓	✓	✓
BAYTWGR0004	WEATHERGUARD™ Top - Fits unit base size of (W x D) of 37" X 34"	—	—	—	048-060	048-060
BAYTWGR0003	WEATHERGUARD™ Top - Fits unit base size of (W x D) of 33" X 30"	—	—	—	024-036	024-036
BAYECC001	Extreme Coastal Conditions Kit*	—	✓	—	✓	✓
BAYCAKT002	SmartCharge™ automatic charging solenoid kit	—	✓	—	✓	✓

* Not for use in Arizona or other extreme heat applications.†

Comfort Controls – See Comfort Controls/Zone Sensors Section

- ① Used for additional seacoast corrosion protection. Refer to bulletin number UN-SVB11A-EN for application information.
- ② Available from Trane Parts

Split System Heat Pumps

Split System Heat Pumps Single Phase – 1½-5 Tons



XL17i
(Two Stage)

Table SH-3-A – XL17i R-410A Split System Two Stage Heat Pump (70/100% capacity)

Model Number	Power Supply	Nom. Cap. Cooling (BTUH)	Uncrated Dimensions (in.)			Shipping Weight (lbs.)	Sound** Rating	MCA*	Max. Fuse*	Service Valve Connection Size† (in)	
			H	W	D					OD Gas	OD Liq.
4TWX7024E1000A	208/230/1/60	24,000	47	37	34	305	72	15	25	5/8	3/8
4TWX7036E1000A	208/230/1/60	36,000	51	37	34	307	72	20	35	3/4	3/8
4TWX7048E1000A	208/230/1/60	48,000	51	37	34	360	72	27	45	7/8	3/8
4TWX7060E1000A	208/230/1/60	54,000	51	37	34	361	74	36	60	1 1/8	3/8



XL15i
(Single Stage)

Table SH-3-B – XL15i R-410A Split System Single Stage Heat Pump

Model Number	Power Supply	Nom. Cap. Cooling (BTUH)	Uncrated Dimensions (in.)			Shipping Weight (lbs.)	Sound** Rating	MCA*	Max. Fuse*	Service Valve Connection Size† (in)	
			H	W	D					OD Gas	OD Liq.
4TWX5018N1000A	208/230/1/60	18,000	38	33	30	208	71	15	25	3/4	3/8
4TWX5024N1000A	208/230/1/60	24,000	38	33	30	208	71	15	25	3/4	3/8
4TWX5030N1000A	208/230/1/60	30,000	43	37	34	200	71	15	25	3/4	3/8
4TWX5036N1000A	208/230/1/60	36,000	43	37	34	255	70	18	30	7/8	3/8
4TWX5042N1000A	208/230/1/60	42,000	51	37	34	297	72	24	40	7/8	3/8
4TWX5048N1000A	208/230/1/60	48,000	51	37	34	320	72	26	40	7/8	3/8
4TWX5060N1000A	208/230/1/60	54,000	51	37	34	320	72	32	50	1 1/8	3/8



XL15i
(Single Stage)

Table SH-3-C – XL15i R-454B Split System Single Stage Heat Pump

Model Number	Power Supply	Nom. Cap. Cooling (BTUH)	Uncrated Dimensions (in.)			Shipping Weight (lbs.)	Sound** Rating	MCA*	Max. Fuse*	Service Valve Connection Size† (in)	
			H	W	D					OD Gas	OD Liq.
5TWX5018A1000A	208-230/1/60	18,000	38	33	30	208	71	12	20	3/4	5/16
5TWX5024A1000A	208-230/1/60	24,000	38	33	30	208	71	13	20	3/4	5/16
5TWX5030A1000A	208-230/1/60	30,000	38	33	30	208	71	16	25	3/4	5/16
5TWX5036A1000A	208-230/1/60	36,000	39	37	34	256	70	19	30	3/4	5/16
5TWX5042A1000A	208-230/1/60	42,000	51	37	34	301	72	24	40	7/8	5/16
5TWX5048A1000A	208-230/1/60	48,000	51	37	34	301	72	25	40	7/8	5/16
5TWX5060A1000A	208-230/1/60	60,000	51	37	34	301	72	33	50	7/8	5/16



Refrigerant Transition Ready

* Information subject to change. Please confirm with current Product Data/Service Facts for current factory production.

** Rated in accordance with AHRI Standard 270-2008.

† For alternative line set sizes, please refer to the Application Guide or the Refrigerant Piping Program on ComfortSite. Visit page SH-1 to scan the QR code to launch the Refrigerant Piping Program Application.

Split System Heat Pumps Single Phase – 1½-5 Tons

Table SH-4-A – Features

	XL17i (4TWX7)	XL15i (4TWX5)	XL15i (5TWX5)
• SEER2 up to	17.2	16.0	16.5
• HSPF2 up to	8.1	8.1	8.5
• Climatuff™ compressor.....	1	1	1
• Number of stages	2	1	1
• Comfort-R™ mode approved	✓	✓	✓
• DuraTuff™ base, fast complete drain, weatherproof.....	✓	✓	✓
• Quick-Sess™ cabinet, service access & refrigerant connections with full coil protection.....	✓	✓	✓
• Spine Fin™ coil	✓	✓	✓
• Weatherguard™ II top.....	✓	✓	✓
• Electronic Expansion Valve (EEV)	✓	—	—
• Compressor sump heat - factory installed	✓	—	—
• Factory supplied charge.....	R-410A	R-410A	R-454B
• Glossy corrosion resistant finish.....	✓	✓	✓
• High pressure switch	✓	✓	✓
• Low pressure switch	✓	✓	✓
• Liquid line filter drier - factory installed or field supplied	✓	✓	✓
• Seacoast shield - factory installed.....	✓	✓	✓
• Tarpaulin gray cabinet	✓	✓	✓
• 12-year registered limited warranty on compressor, 10-year on outdoor coil & all other functional parts (Residential Use)*	✓	✓	✓
• Extended warranties available	✓	✓	✓

* Registered Limited Warranty terms are available when you register within 60 days of installation. You can register online at Trane.com or by phone at 855-260-2975, otherwise Trane's Base Limited Warranty terms will apply. Base Limited Warranty information on specific products can be found on ComfortSite.com.


Table SH-4-B – Optional Accessories

Model Number	Description	Shipping Weight			
AY28X084.....	Evap. Defrost Control Kit	1.....	✓	✓	✓
BAYECMT023	Extreme Conditions Mounting Kit (Base 2/3)	2.....	—	1½-2	1½-2
BAYECMT004	Extreme Conditions Mounting Kit (Base 4).....	2.....	✓	2½-5	2½-5
BAYISLT101	Rubber Isolators.....	1.....	✓	✓	✓
BAYCCHT301RES	Crankcase Heater Kit.....	1.....	—	3½-5	3½-5
BAYCCHT302RES	Crankcase Heater Kit.....	1.....	—	1½-3	1½-3
BAYKSKT263	Start kit (Scroll).....	1.....	2-3	✓	✓
BAYKSKT266	Start kit (Scroll).....	1.....	4-5	—	—
BAYLEGS007	Snow Legs - 7" High (Black).....	1.....	✓	✓	✓
BAYLEGS004	Snow Legs - 4" High (Black).....	1.....	✓	✓	✓
BAYLOAM107A	Low Ambient Kit.....	1.....	✓	✓	✓
BAYVDTA003	Vertical Discharge Air Kit Base 3.....	10.....	—	1½-2	1½-2
BAYVDTA004	Vertical Discharge Air Kit Base 4.....	10.....	✓	2½-5	2½-5
TAYASCT501A①②	Anti-Short Cycle Timer.....	2.....	✓	✓	✓
PAI00309③	Heresite Spraypaint.....	1.....	✓	✓	✓

Comfort Controls – See Comfort Controls/Zone Sensors Section

- ① Do not use with programmable thermostats.
- ② Activated on Power Off.
- ③ Used for additional seacoast corrosion protection. Refer to bulletin number UN-SVB11A-EN for application information.


Split System Heat Pumps Single Phase – 1½-5 Tons



XR16
(Two Stage)

Table SH-5-A – XR16 R-410A Split System Two Stage Heat Pump (70/100% capacity)


Model Number	Power Supply	Nom. Cap. Cooling (BTUH)	Uncrated Dimensions (in.)			Shipping Weight (lbs.)	Sound** Rating	MCA*	Max. Fuse*	Service Valve Connection Size† (in.)	
			H	W	D					OD Gas	OD Liq.
4TWR6024N1000A	208/230/1/60	24,000	41	37	34	272	72	15	25	5/8	3/8
4TWR6036N1000A	208/230/1/60	36,000	45	37	34	307	72	20	35	3/4	3/8
4TWR6048N1000A	208/230/1/60	48,000	45	37	34	329	72	28	45	7/8	3/8
4TWR6060N1000A	208/230/1/60	54,000	45	37	34	330	74	35	60	1 1/8	3/8



XR15
(Single Stage)

Table SH-5-B – XR15 R-410A Split System Single Stage Heat Pump

Model Number	Power Supply	Nom. Cap. Cooling (BTUH)	Uncrated Dimensions (in.)			Shipping Weight (lbs.)	Sound** Rating	MCA*	Max. Fuse*	Service Valve Connection Size† (in.)	
			H	W	D					OD Gas	OD Liq.
4TWR5018N1000A	208/230/1/60	18,000	33	33	30	208	71	15	20	3/4	3/8
4TWR5024N1000A	208/230/1/60	24,000	33	33	30	208	71	15	25	3/4	3/8
4TWR5030N1000A	208/230/1/60	30,000	29	33	30	191	71	15	25	3/4	3/8
4TWR5036N1000A	208/230/1/60	36,000	37	37	34	246	70	18	30	3/4	3/8
4TWR5042N1000A	208/230/1/60	42,000	45	37	34	277	72	24	40	7/8	3/8
4TWR5048N1000A	208/230/1/60	48,000	45	37	34	300	72	26	40	7/8	3/8
4TWR5060N1000A	208/230/1/60	54,000	45	37	34	301	72	32	50	1 1/8	3/8




XR15
(Single Stage)



Refrigerant Transition Ready

Table SH-5-C – XR15 R-454B Split System Single Stage Heat Pump

Model Number	Power Supply	Nom. Cap. Cooling (BTUH)	Uncrated Dimensions (in.)			Shipping Weight (lbs.)	Sound** Rating	MCA*	Max. Fuse*	Service Valve Connection Size† (in.)	
			H	W	D					OD Gas	OD Liq.
5TWR5018A1000A	208-230/1/60	18,000	33	33	30	208	71	12	20	3/4	5/16
5TWR5024A1000A	208-230/1/60	24,000	33	33	30	208	71	13	20	3/4	5/16
5TWR5030A1000A	208-230/1/60	30,000	33	33	30	208	71	16	25	3/4	5/16
5TWR5036A1000A	208-230/1/60	36,000	33	37	34	256	70	19	30	3/4	5/16
5TWR5042A1000A	208-230/1/60	42,000	45	37	34	301	72	24	40	7/8	5/16
5TWR5048A1000A	208-230/1/60	48,000	45	37	34	301	72	25	40	7/8	5/16
5TWR5060A1000A	208-230/1/60	60,000	45	37	34	301	72	33	50	7/8	5/16



XR15
(Single Stage)

Table SH-5-D – XR15 R-410A Split System Single Stage Heat Pump

Model Number	Power Supply	Nom. Cap. Cooling (BTUH)	Uncrated Dimensions (in.)			Shipping Weight (lbs.)	Sound** Rating	MCA*	Max. Fuse*	Service Valve Connection Size† (in.)	
			H	W	D					OD Gas	OD Liq.
4TWL5024N1000A①	208/230/1/60	24,000	37	47	18	224	70	15	25	3/4	3/8
4TWL5030N1000A①	208/230/1/60	30,000	37	47	18	224	70	15	25	3/4	3/8
4TWL5036N1000A①	208/230/1/60	36,000	37	47	18	226	71	17	30	7/8	3/8
4TWL5042N1000A①	208/230/1/60	42,000	43	47	18	266	74	24	40	7/8	3/8
4TWL5048N1000A①	208/230/1/60	48,000	43	47	18	266	74	24	40	7/8	3/8

① For coastal applications where units are installed within one (1) mile of salt water, epoxy coated models are available for order. Model numbers with "COT" in the eleventh (11) through thirteenth (13) digits represent an epoxy coated coil. Example: 4TWL5036N1COTA. These models have an 8 week lead time after order.

* Information subject to change. Please confirm with current Product Data/Service Facts for current factory production.

** Rated in accordance with AHRI Standard 270-2008.

† For alternative line set sizes, please refer to the Application Guide or the Refrigerant Piping Program on ComfortSite. Visit page SH-1 to scan the QR code to launch the Refrigerant Piping Program Application.



It's Hard To Stop A Trane.®

Split System Heat Pumps Single Phase – 1½-5 Tons

Table SH-6-A – Features

	XR16 (4TWR6)	XR15 (4TWR5)	XR15 (5TWR5)	XR15 (4TWL5)
• SEER2 up to.....	16.2	16.0	16.5	16.0
• HSPF2 up to	8.1	8.1	8.5	8.1
• Climatuff™ compressor	✓	✓	✓	✓
• Comfort-R™ mode approved.....	✓	✓	✓	✓
• DuraTuff™ base, fast complete drain, weatherproof	✓	✓	✓	—
• Quick-Sess™ cabinet, service access & refrigerant connections with full coil protection.....	✓	✓	✓	—
• Spine Fin™ coil	✓	✓	✓	—
• Copper/Aluminum coil	✓	—	—	✓
• Compressor sump heat - factory installed	✓	—	—	—
• Factory supplied charge	R-410A	R-410A	R-454B	R-410A
• Glossy corrosion resistant finish	✓	✓	✓	✓
• High pressure switch.....	✓	✓	✓	✓
• Low pressure switch	✓	✓	✓	✓
• Internal high / low pressure & temperature protection	—	✓	✓	✓
• Liquid line filter drier - factory supplied for field install.....	✓	✓	✓	✓
• Tarpaulin gray cabinet.....	✓	✓	✓	✓
• 10-year registered limited warranty on compressor, outdoor coil & all other functional parts (Residential Use)*	✓	✓	✓	✓
• Extended warranties available	✓	✓	✓	✓

* Registered Limited Warranty terms are available when you register within 60 days of installation. You can register online at Trane.com or by phone at 855-260-2975, otherwise Trane's Base Limited Warranty terms will apply. Base Limited Warranty information on specific products can be found on ComfortSite.com.

Table SH-6-B – Optional Accessories


Model Number	Description	Shipping Weight				
AY28X084.....	Evap. Defrost Control Kit	1	✓	✓	✓	✓
BAYCCHT301RES	Crankcase Heater Kit.....	1	—	3½-5	3½-5	3½-5
BAYCCHT302RES	Crankcase Heater Kit.....	1	—	1½-3	1½-3	1½-3
BAYECMT023	Extreme Conditions Mounting Kit (Base 2/3)	2	—	1½-2	1½-2	—
BAYECMT004	Extreme Conditions Mounting Kit (Base 4).....	2	✓	2½-5	2½-5	—
BAYISLT101	Rubber Isolators.....	1	✓	✓	✓	✓
BAYKSKT263.....	Start Kit (Scroll)	1	2-3	✓	✓	✓
BAYKSKT266.....	Start Kit (Scroll)	1	4-5	—	—	—
BAYLEGS007	Snow Legs - 7" High (Black).....	1	✓	✓	✓	✓
BAYLEGS004	Snow Legs - 4" High (Black).....	1	✓	✓	✓	✓
BAYLOAM107A	Low Ambient Kit.....	1	✓	✓	✓	✓
BAYSDEN004	Large Scroll Compressor Enclosures	8	✓	✓	✓	✓
BAYSEAC001	Seacoast Kit	1	✓	✓	✓	—
BAYWIND100.....	Wind Baffle	—	—	—	—	1½-2
BAYWIND101.....	Wind Baffle	—	—	—	—	2½-5
BAYSDHG002A.....	Hail Guard Kit 3.3	5	—	—	—	1½-2½
BAYSDHG003A.....	Hail Guard Kit 4.3	5	—	—	—	3-4
BAYSDHG004A.....	Hail Guard Kit 4.4	5	—	—	—	5
TAYSVPANL3343AA	Service Valve Panel Cover Kit	2	2-3	1½-2	1½-2	—
TAYSVPANL0044AA	Service Valve Panel Cover Kit	2	4-5	2½-3	2½-3	—
TAYSVPANL0046AA	Service Valve Panel Cover Kit	2	—	3½-5	3½-5	—
TAYASCT501A①②	Anti-Short Cycle Timer.....	2	✓	✓	✓	—
PAI00309③.....	Heresite Spraypaint.....	1	✓	✓	✓	✓
BRK05033④.....	Wall Mount Kit	—	—	—	—	✓
BAYTWGR0004	WEATHERGUARD™ Top - Fits unit base size of (W x D) of 37" X 34".....	—	024-060	030-060	030-060	—
BAYTWGR0003	WEATHERGUARD™ Top - Fits unit base size of (W x D) of 33" X 30".....	—	—	018-024	018-024	—

Comfort Controls – See Comfort Controls/Zone Sensors Section

- ① Do not use with programmable thermostats.
- ② Activated on Power Off.
- ③ Used for additional seacoast corrosion protection. Refer to bulletin number UN-SVB11A-EN for application information.
- ④ Available from Trane Parts.

For complete equipment / combination selections, installation instructions and warranty information, please refer to Product Data/Ratings and/or Installers Guides and Limited Warranty Handbooks.

Split System Heat Pumps Single Phase – 1½-5 Tons



**XR14
(Single Stage)**

Table SH-7-A – XR14 R-410A Split System Single Stage Heat Pump

Model Number	Power Supply	Nom. Cap. Cooling (BTUH)	Uncrated Dimensions (in.)			Shipping Weight (lbs.)	Sound** Rating	MCA*	Max. Fuse*	Service Valve Connection Size† (in)	
			H	W	D					OD Gas	OD Liq.
4TWR4017N1000A	208/230/1/60	18,000	29	29	26	161	73	12	20	¾	⅜
4TWR4018N1000A	208/230/1/60	18,000	33	33	30	208	71	15	20	¾	⅜
4TWR4024N1000A	208/230/1/60	24,000	33	33	30	208	71	15	25	¾	⅜
4TWR4030N1000A	208/230/1/60	30,000	29	33	30	191	71	15	25	¾	⅜
4TWR4036N1000A	208/230/1/60	36,000	37	37	34	246	70	18	30	7/8	⅜
4TWR4042N1000A	208/230/1/60	42,000	45	37	34	277	72	24	40	7/8	⅜
4TWR4048N1000A	208/230/1/60	48,000	45	37	34	300	72	26	45	7/8	⅜
4TWR4060N1000A	208/230/1/60	54,000	45	37	34	301	72	32	50	1 1/8	⅜

* Information subject to change. Please confirm with current Product Data/Service Facts for current factory production.

** Rated in accordance with AHRI Standard 270-2008.

† For alternative line set sizes, please refer to the Application Guide or the Refrigerant Piping Program on ComfortSite. Visit page SH-1 to scan the QR code to launch the Refrigerant Piping Program Application.



Split System Heat Pumps Single Phase – 1½-5 Tons

Table SH-8-A – Features

	XR14 (4TWR4)
• SEER2 up to	14.80
• HSPF2 up to	7.80
• Climatuff™ compressor.....	✓
• Comfort-R™ mode approved	✓
• DuraTuff™ base, fast complete drain, weatherproof.....	✓
• Quick-Sess™ cabinet, service access & refrigerant connections with full coil protection	✓
• Spine Fin™ coil	✓
• Factory supplied charge.....	R-410A
• Glossy corrosion resistant finish.....	✓
• High pressure switch	✓
• Low pressure switch	✓
• Internal high / low pressure & temperature protection	✓
• Liquid line filter drier - factory supplied for field install.....	✓
• Tarpaulin gray cabinet	✓
• 10-year registered limited warranty on compressor, outdoor coil & all other functional parts (Residential Use)*	✓
• Extended warranties available.....	✓

* Registered Limited Warranty terms are available when you register within 60 days of installation. You can register online at Trane.com or by phone at 855-260-2975, otherwise Trane's Base Limited Warranty terms will apply. Base Limited Warranty information on specific products can be found on ComfortSite.com.

Table SH-8-B – Optional Accessories


Model Number	Description	Shipping Weight	
AY28X084.....	Evap. Defrost Control Kit	1.....	✓
BAYCCHT301RES	Crankcase Heater Kit.....	1.....	3½-5
BAYCCHT302RES	Crankcase Heater Kit.....	1.....	1½-3
BAYECMT023	Extreme Conditions Mounting Kit (Base 2/3)	2.....	1½-2
BAYECMT004	Extreme Conditions Mounting Kit (Base 4).....	2.....	2½-5
BAYISLT101	Rubber Isolators.....	1.....	✓
BAYKSKT263	Start Kit (Scroll)	1.....	✓
BAYLEGS007	Snow Legs - 7" High (Black).....	1.....	✓
BAYLEGS004	Snow Legs - 4" High (Black).....	1.....	✓
BAYLOAM107A	Low Ambient Kit.....	1.....	✓
BAYSDEN001	Small Scroll Compressor Enclosures.....	8.....	1½-3½
BAYSDEN004	Large Scroll Compressor Enclosures	8.....	4-5
BAYSEAC001	Seacoast Kit	1.....	✓
TAYSVPANL0022AA ...	Service Valve Panel Cover Kit	2.....	1½
TAYSVPANL0032AA ...	Service Valve Panel Cover Kit	2.....	2-3½
TAYSVPANL3343AA ...	Service Valve Panel Cover Kit	2.....	4
TAYSVPANL0044AA ...	Service Valve Panel Cover Kit	2.....	—
TAYSVPANL0046AA ...	Service Valve Panel Cover Kit	2.....	5
TAYASCT501A①②	Anti-Short Cycle Timer.....	2.....	✓
PAI00309③	Heresite Spraypaint.....	1.....	✓
BAYTWGR0004	WEATHERGUARD™ Top - Fits unit base size of (W x D) of 37" X 34"		030-060
BAYTWGR0003	WEATHERGUARD™ Top - Fits unit base size of (W x D) of 33" X 30"		024

Comfort Controls – See Comfort Controls/Zone Sensors Section

- ① Do not use with programmable thermostats.
- ② Activated on Power Off.
- ③ Used for additional seacoast corrosion protection. Refer to bulletin number UN-SVB11A-EN for application information.

For complete equipment / combination selections, installation instructions and warranty information, please refer to Product Data/Ratings and/or Installers Guides and Limited Warranty Handbooks.


Split System Heat Pumps Three Phase



**XR17
(Two Stage)
3-Phase**

Table SH-9-A — XR17 R-410A Split System Two Stage Heat Pump — Three Phase

Model Number	Power Supply	Nom. Cap. Cooling (BTUH)	Uncrated Dimensions (in.)			Shipping Weight (lbs.)	Sound** Rating	MCA*	Max. Fuse*	Service Valve Connection Size† (in)	
			H	W	D					OD Gas	OD Liq.
4TWA7036A3000A	208/230/3/60	36,000	54	37	34	307	72	15	25	3/4	3/8
4TWA7048A3000A	208/230/3/60	48,000	45	37	34	323	73	18	30	7/8	3/8
4TWA7060A3000A	208/230/3/60	54,000	45	37	34	326	74	22	35	7/8	3/8
4TWA7036A4000A	460/3/60	36,000	54	37	34	307	72	8	15	3/4	3/8
4TWA7048A4000A	460/3/60	48,000	45	37	34	323	73	9	15	7/8	3/8
4TWA7060A4000A	460/3/60	54,000	45	37	34	326	74	10	15	7/8	3/8



**XR14
(Single Stage)
3-Phase**

Table SH-9-B — XR14 R-410A Split System Single Stage Heat Pump — Three Phase

Model Number	Power Supply	Nom. Cap. Cooling (BTUH)	Uncrated Dimensions (in.)			Shipping Weight (lbs.)	Sound** Rating	MCA*	Max. Fuse*	Service Valve Connection Size† (in)	
			H	W	D					OD Gas	OD Liq.
4TWA4036A3000A	208/230/3/60	36,000	29	37	34	248	75	13	20	7/8	3/8
4TWA4042A3000A	208/230/3/60	42,000	29	37	34	248	74	18	30	7/8	3/8
4TWA4048A3000A	208/230/3/60	48,000	33	37	34	252	74	18	30	7/8	3/8
4TWA4060A3000A	208/230/3/60	54,000	45	37	34	325	74	21	35	7/8	3/8
4TWA4036A4000A	460/3/60	36,000	29	37	34	248	75	6	15	7/8	3/8
4TWA4042A4000A	460/3/60	42,000	29	37	34	248	74	8	15	7/8	3/8
4TWA4048A4000A	460/3/60	48,000	33	37	34	252	74	8	15	7/8	3/8
4TWA4060A4000A	460/3/60	54,000	45	37	34	324	74	9	15	7/8	3/8

* Information subject to change. Please confirm with current Product Data/Service Facts for current factory production.

** Rated in accordance with AHRI Standard 270-2008.

† For alternative line set sizes, please refer to the Application Guide or the Refrigerant Piping Program on ComfortSite. Visit page SH-1 to scan the QR code to launch the Refrigerant Piping Program Application.

Split System Heat Pumps Three Phase

Table SH-10-A – Features

	XR17 (4TWA7)	XR14 (4TWA4)
• SEER up to.....	17.5	15.5
• HSPF up to	9.60	9.50
• Climatuff™ compressor	✓	✓
• Comfort-R™ mode approved	✓	✓
• DuraTuff™ base, fast complete drain, weatherproof	✓	✓
• Quick-Sess™ cabinet, service access & refrigerant connections with full coil protection.....	✓	✓
• Spine Fin™ coil	✓	✓
• Copper/Aluminum coil.....	—	—
• Compressor sump heat - factory installed	✓	✓
• Refrigerant	R-410A	R-410A
• Glossy corrosion resistant finish	✓	✓
• High pressure switch.....	✓	✓
• Low pressure switch	✓	✓
• Internal high / low pressure & temperature protection	—	—
• Liquid line filter drier - factory supplied	✓	✓
• Tarpaulin gray cabinet.....	—	—
• 5-year basic limited warranty on compressor, 1-year on outdoor coil & all other functional parts (Commercial Use).....	✓	✓
• 10-year registered limited warranty on compressor, outdoor coil & all other functional parts (Residential Use)*.....	—	—
• Extended warranties available.....	✓	✓

* Registered Limited Warranty terms are available when you register within 60 days of installation. You can register online at Trane.com or by phone at 855-260-2975, otherwise Trane's Base Limited Warranty terms will apply. Base Limited Warranty information on specific products can be found on ComfortSite.com.

Table SH-10-B – Optional Accessories

Model Number	Description	Shipping Weight		
AY28X084.....	Evaporator Defrost Control HP	1.....	✓	✓
BAYECMT004	Extreme Conditions Mounting Kit (Base 4).....	2.....	3-5	3-5
BAYISLT101	Rubber Isolators.....	1.....	✓	✓
BAYLEGS007	Snow Legs - 7" High (Black).....	1.....	✓	✓
BAYLEGS004	Snow Legs - 4" High (Black).....	1.....	✓	✓
BAYLOAM107A	Low Ambient Kit.....	1.....	✓	✓
BAYSDEN001	Small Scroll Compressor Enclosures.....	8.....	—	3-3½
BAYSDEN004	Large Scroll Compressor Enclosures	8.....	✓	4-5
BAYSEAC001.....	Seacoast Kit	1.....	✓	✓
TAYASCT501A①②	Anti-short cycle timer.....	2.....	✓	4
PAI00309③.....	Heresite Spraypaint.....	1.....	✓	—
TAYSVPANL0032AA	Service Valve Panel Cover Kit	2.....	—	3-3½
TAYSVPANL0046AA	Service Valve Panel Cover Kit	2.....	3-5	5
TAYSVPANL3343AA	Service Valve Panel Cover Kit	2.....	—	4
BRK05033④.....	Wall Mount Kit	—	—
BAYTWGR0004	WEATHERGUARD™ Top - Fits unit base size of (W x D) of 37" X 34"	✓	✓
BAYSDHG003A.....	Hail Guard Kit 4.3	—	—
BAYSDHG004A.....	Hail Guard Kit 4.4	—	—

Comfort Controls — See Comfort Controls/Zone Sensors Section

- ① Do not use with programmable thermostats.
- ② Activated on Power Off.
- ③ Used for additional seacoast corrosion protection. Refer to bulletin number UN-SVB11A-EN for application information.
- ④ Available from Trane Parts.