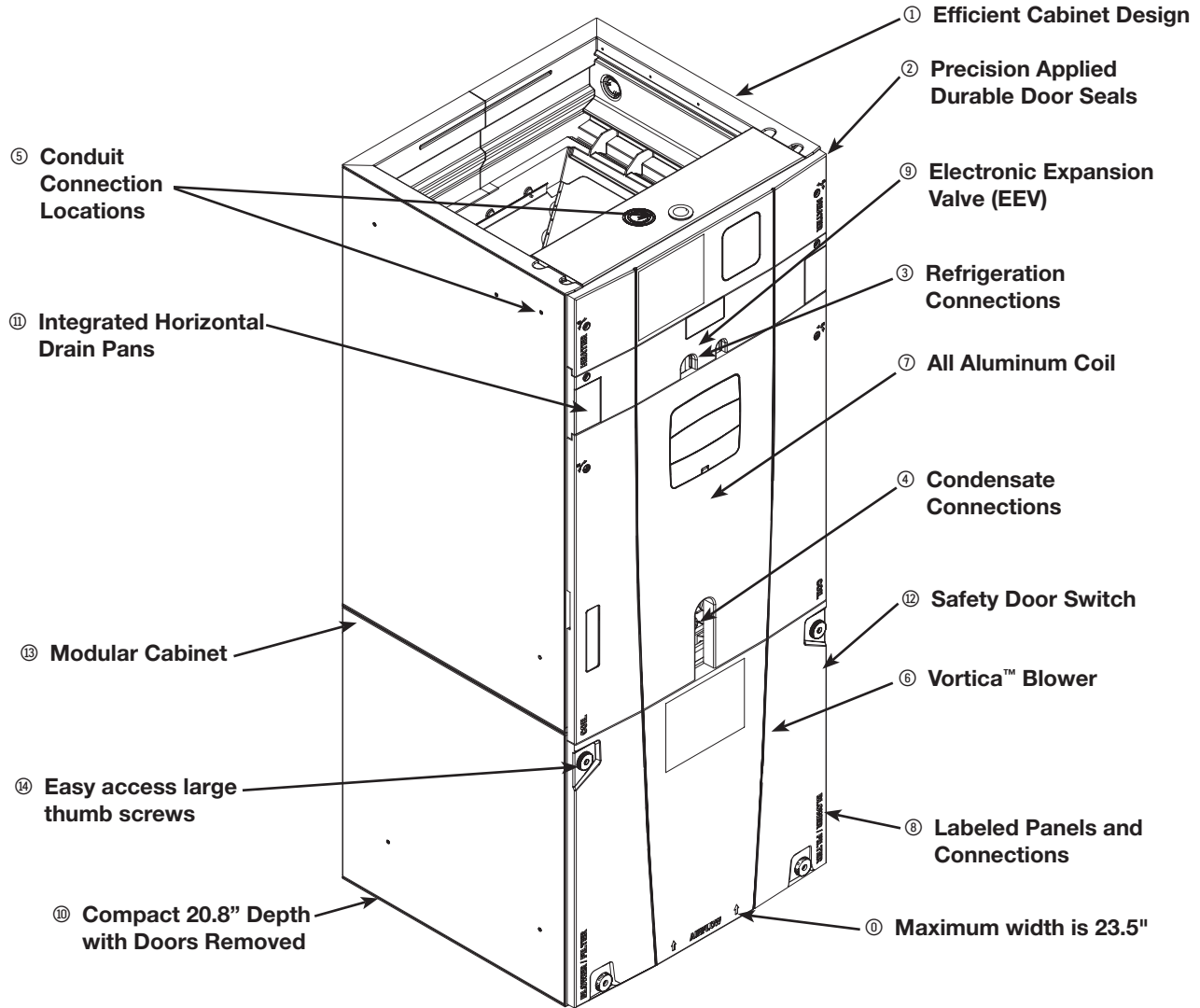




It's Hard To Stop A Trane.®

Features and Benefits



- ① **Efficient Cabinet Design**
 - Double wall foamed cabinet system
 - Waterproof Cabinet Design (No Thermal Breakage)
 - \geq R-4.2 Insulating Value
 - Composite Cabinet Doors
 - Sweat Eliminating Cabinet Design
 - Loose Fiber Eliminating Design
 - Smooth Cleanable Cabinet Design
- ② **Precision Applied Durable Door Seals**
- ③ **Refrigeration Connections**
- ④ **Condensate Connections**
- ⑤ **Conduit Connection Locations** - Dimples in cabinet mark Conduit Connection Locations for Left, Right, and Top
- ⑥ **Vortica™ Blower**
 - Polarized Plug Connections
 - Integrated Slide Deck for Easy Removal

- ⑦ **All Aluminum Coil**
 - Integrated Slide Deck for Easy Removal
 - Polarized Plug connections on Coil EEV
 - Patented Enhanced Coil Fin
- ⑧ **Labeled Panels and Connections**
- ⑨ **Electronic Expansion Valve (EEV)**
 - Low Ambient and Low Superheat Compressor Protection
 - Dual Refrigerant Compatible as Shipped
- ⑩ **Maximum width is 23.5"**
- ⑪ **Compact 20.8" Depth with Doors Removed**
- ⑫ **Safety Door Switch** - Fused 24V Power
- ⑬ **Modular Cabinet**
- ⑭ **Easy access large thumb screws**

For complete equipment / combination selections, installation instructions and warranty information, please refer to Product Data/Ratings and/or Installers Guides and Limited Warranty Handbooks.



Hyperion, TAMX Variable Speed Multi-Position Air-Tite™ Air Handlers 2-5 Tons

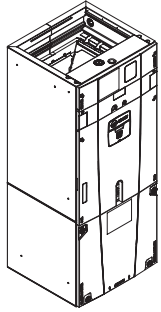


Table AH-2-A — Trane Link or 24V Variable Speed R-410A with Smart Fan Options 200-230/1/60, Epoxy Coated Coil

| Model Number | Cooling Capacity (Btuh) | Dimensions (in.) H x W x D | Shipping Weight (lbs.) | Supply Opening | Return Opening | Filter Sizes | Service Valve Connection Size† (in.) | |
|----------------|-------------------------|-------------------------------|------------------------|----------------|----------------|--------------|--------------------------------------|--------|
| | | | | | | | Gas | Liquid |
| TAMXB0A24V21DA | 24,000 | 49.9 x 17.5 x 21.8 | 126 | 14.5 x 14.35 | 14.5 x 17.15 | 16 x 20 x 1 | 3/4 | 3/8 |
| TAMXB0B30V31DA | 30,000 | 55.7 x 21.3 x 21.8 | 150 | 18.4 x 14.35 | 18.4 x 17.15 | 20 x 20 x 1 | 3/4 | 3/8 |
| TAMXB0C36V31DA | 36,000 | 56.9 x 23.5 x 21.8 | 157 | 20.5 x 14.35 | 20.5 x 17.15 | 22 x 20 x 1 | 7/8 | 3/8 |
| TAMXB0C42V41DA | 42,000 | 56.9 x 23.5 x 21.8 | 162 | 20.5 x 14.35 | 20.5 x 17.15 | 22 x 20 x 1 | 7/8 | 3/8 |
| TAMXB0C48V41DA | 48,000 | 61.7 x 23.5 x 21.8 | 174 | 20.5 x 14.35 | 20.5 x 17.15 | 22 x 20 x 1 | 7/8 | 3/8 |
| TAMXB0C60V51DA | 60,000 | 61.7 x 23.5 x 21.8 | 175 | 20.5 x 14.35 | 20.5 x 17.15 | 22 x 20 x 1 | 7/8 | 3/8 |

Hyperion, TAM9 Variable Speed Multi-Position Air-Tite™ Air Handlers 2-5 Tons

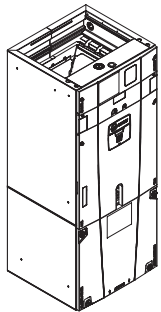


Table AH-2-B — ComfortLink™ II or 24V Variable Speed R-410A with Smart Fan Options 200-230/1/60, Epoxy Coated Coil

| Model Number | Cooling Capacity (Btuh) | Dimensions (in.) H x W x D | Shipping Weight (lbs.) | Supply Opening | Return Opening | Filter Sizes | Service Valve Connection Size† (in.) | |
|----------------|-------------------------|-------------------------------|------------------------|----------------|----------------|--------------|--------------------------------------|--------|
| | | | | | | | Gas | Liquid |
| TAM9A0A24V21DB | 24000 | 49.9 x 17.5 x 21.8 | 126 | 14.5 x 14.35 | 14.5 x 17.15 | 16 x 20 x 1 | 3/4 | 3/8 |
| TAM9A0B30V31DB | 30000 | 55.7 x 21.3 x 21.8 | 150 | 18.4 x 14.35 | 18.4 x 17.15 | 20 x 20 x 1 | 3/4 | 3/8 |
| TAM9A0C36V31DB | 36000 | 56.9 x 23.5 x 21.8 | 157 | 20.5 x 14.35 | 20.5 x 17.15 | 22 x 20 x 1 | 7/8 | 3/8 |
| TAM9A0C42V41DB | 42000 | 56.9 x 23.5 x 21.8 | 162 | 20.5 x 14.35 | 20.5 x 17.15 | 22 x 20 x 1 | 7/8 | 3/8 |
| TAM9A0C48V41DB | 48000 | 61.7 x 23.5 x 21.8 | 174 | 20.5 x 14.35 | 20.5 x 17.15 | 22 x 20 x 1 | 7/8 | 3/8 |
| TAM9A0C60V51DB | 60000 | 61.7 x 23.5 x 21.8 | 175 | 20.5 x 14.35 | 20.5 x 17.15 | 22 x 20 x 1 | 7/8 | 3/8 |

† For alternative line set sizes, please refer to the Application Guide or the Refrigerant Piping Program on ComfortSite. Visit page SH-1 to scan the QR code to launch the Refrigerant Piping Program Application.



Hyperion, TAMX and TAM9 Variable Speed Multi-Position Air-Tite™ Air Handlers 2-5 Tons

Table AH-3-A — Features

| | TAMX | TAM9 |
|--|----------------|------|
| • Trane® Link or 24 Volt control ^② | ✓ | — |
| • ComfortLink™ II or 24 Volt control..... | — | ✓ |
| • Capability to connect to Trane Link mobile application to conduct setup, view diagnostics, error codes, and more | ✓ | — |
| • 5 button user interface and clear description of set up | — | ✓ |
| • Comfort R™ mode..... | ✓ ^① | ✓ |
| • Efficient cabinet design | ✓ | ✓ |
| – 2% or less air leakage | ✓ | ✓ |
| – Precision applied - durable door seals | ✓ | ✓ |
| – Specially designed air seal around refrigerant, condensate and conduit connections | ✓ | ✓ |
| – Double wall foamed cabinet system | ✓ | ✓ |
| – ≥ R-4.2 insulating value..... | ✓ | ✓ |
| – No loose fiber design | ✓ | ✓ |
| – Smooth cleanable interior design | ✓ | ✓ |
| – Sweat eliminating design..... | ✓ | ✓ |
| – Composite cabinet doors | ✓ | ✓ |
| – Water proof cabinet design | ✓ | ✓ |
| – Integrated horizontal drain pans | ✓ | ✓ |
| – Modular cabinet | ✓ | ✓ |
| • Multi-position up/down flow horizontal left/right..... | ✓ | ✓ |
| • Side return option (sold as accessory) | ✓ | ✓ |
| • UVC light kit with safety switch and polarized plug connections (sold as accessory) | ✓ | ✓ |
| • Alert code notification..... | ✓ | ✓ |
| • Low voltage terminal connection point..... | ✓ | ✓ |
| • Vortica® blower with polarized plug connections and integrated slide deck for easy removal | ✓ | ✓ |
| • Aluminum coil with integrated slide deck for easy removal and polarized plug connections on coil EEV | ✓ | ✓ |
| • Patented enhanced coil fin | ✓ | ✓ |
| • Epoxy coated coil..... | ✓ | ✓ |
| • Electronic Expansion Valve (EEV) with low ambient and low superheat compressor protection..... | ✓ | ✓ |
| • Slide in electric heaters with polarized plug connections (sold as accessory)..... | ✓ | ✓ |
| • Slide in hot water coils with polarized plug connections (sold as accessory)..... | ✓ | ✓ |
| • Labeled panels and connections | ✓ | ✓ |
| • Molded in 1" standard filter rail | ✓ | ✓ |
| • Direct drive, variable speed ECM blower motor - Constant airflow ECM (electronically commutated motor) | ✓ | ✓ |
| • Soft start fan motor operation..... | ✓ | ✓ |
| • Built in fan delay modes..... | ✓ | ✓ |
| • Maximum width of 23.5" | ✓ | ✓ |
| • Compact 20.8" depth with doors removed..... | ✓ | ✓ |
| • Fused 24v power | ✓ | ✓ |
| • 10-year limited warranty/parts with registration* | ✓ | ✓ |
| • 10-year limited warranty/coil with registration* | ✓ | ✓ |

① Comfort R mode is configurable through the tech app on TAMX products

② Models with a B in the 5th digit or later can operate in either Trane Link or 24V mode. Prior revisions are Trane Link only.

* Registered Limited Warranty terms are available when you register within 60 days of installation. You can register online at Trane.com or by phone at 855-260-2975, otherwise Trane's Base Limited Warranty terms will apply. Base Limited Warranty information on specific products can be found on ComfortSite.com.



Hyperion, TAMX and TAM9 Variable Speed Multi-Position Air-Tite™ Air Handlers 2-5 Tons

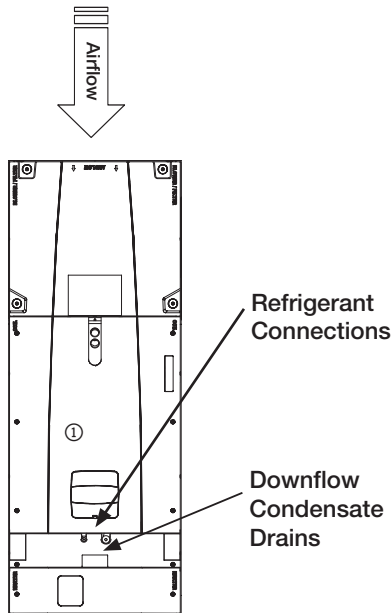
Table AH-4-A – Optional Accessories

| Model Number | Description | Matches Cabinet Size ① | TAMX | TAM9 |
|-----------------|--|------------------------|------|------|
| BAYAHPKT | Air Handler Pressure Transducer Kit | A to C | ✓ | — |
| BAYSUPFLGAA | Supply Duct Flange A | A | ✓ | ✓ |
| BAYSUPFLGBA | Supply Duct Flange B | B | ✓ | ✓ |
| BAYSUPFLGCA | Supply Duct Flange C | C | ✓ | ✓ |
| BAYRETLGAA | Supply Duct Flange A | A | ✓ | ✓ |
| BAYRETLGBA | Supply Duct Flange B | B | ✓ | ✓ |
| BAYRETLGCA | Supply Duct Flange C | C | ✓ | ✓ |
| BAYSRKIT100A | Side Return Kit | A to C | ✓ | ✓ |
| BAYFLR1620A | High Velocity Filter Kit, 16" x 20" x 1" (10 filters) | A | ✓ | ✓ |
| BAYFLR2020A | High Velocity Filter Kit, 20" x 20" x 1" (10 filters) | B | ✓ | ✓ |
| BAYFLR2220A | High Velocity Filter Kit, 22" x 20" x 1" (10 filters) | C | ✓ | ✓ |
| TASB175SB ②⑤ | Plenum Stand with integrated sound baffle A | A | ✓ | ✓ |
| TASB215SB ②⑤ | Plenum Stand with integrated sound baffle B | B | ✓ | ✓ |
| TASB235SB ②⑤ | Plenum Stand with integrated sound baffle C | C | ✓ | ✓ |
| MITISRKIT01 ② | Side Return Kit with 16" x 20" Filter | A to C | ✓ | ✓ |
| BAYFRKIT175 | Front Return Kit for 17.5" Cabinet | A | ✓ | ✓ |
| BAYFRKIT210 | Front Return Kit for 21.0" Cabinet | B | ✓ | ✓ |
| BAYFRKIT235 | Front Return Kit for 23.5" Cabinet | C | ✓ | ✓ |
| TAYBASETAMA | Downflow Sub-Base Kit | A to C | ✓ | ✓ |
| BAYBAFKT175A ⑦ | Sound Baffle Kit for 17.5" Cabinet | A | ✓ | ✓ |
| BAYBAFKT215A ⑦ | Sound Baffle Kit for 21.0" Cabinet | B | ✓ | ✓ |
| BAYBAFKT235A ⑦ | Sound Baffle Kit for 23.5" Cabinet | C | ✓ | ✓ |
| TASSBK175 ②④⑥ | Sound Baffle Kit for 17.5" Cabinet | A | ✓ | ✓ |
| TASSBK210 ②④⑥ | Sound Baffle Kit for 21.0" Cabinet | B | ✓ | ✓ |
| TASSBK235 ②④⑥ | Sound Baffle Kit for 23.5" Cabinet | C | ✓ | ✓ |
| BAYICKSKIT01A | Internal Condensate Switch Kit | A to C | ✓ | ✓ |
| BAYHHKIT001A | Horizontal Hanger Kit | A to C | ✓ | ✓ |
| BAYUVCLK001A | UVC Lights | A to C | ✓ | ✓ |
| BAYLVKIT100A | Low Voltage Conduit Entry Kit | A to C | ✓ | ✓ |
| BAYSPEKT200A | Single Power Entry Kit | A to C | ✓ | ✓ |
| BAYWAAA05SC1AA | Hydronic Coil – 50,000 BTUH – Slide-in | A | ✓ | ✓ |
| BAYWABB07SC1AA | Hydronic Coil – 70,000 BTUH – Slide-in | B | ✓ | ✓ |
| BAYWACC08SC1AA | Hydronic Coil – 80,000 BTUH – Slide-in | C | ✓ | ✓ |
| BAYWACC11SC1AA | Hydronic Coil – 100,000 BTUH – Slide-in | C | ✓ | ✓ |
| BAYWACNTKT05 | Hydronic Heater Relay Kit - 50,000 BTUH | A to C | ✓ | — |
| BAYWACNTKT07 | Hydronic Heater Relay Kit - 70,000 BTUH | A to C | ✓ | — |
| BAYWACNTKT08 | Hydronic Heater Relay Kit - 80,000 BTUH | A to C | ✓ | — |
| BAYWACNTKT11 | Hydronic Heater Relay Kit - 100,000 BTUH | A to C | ✓ | — |
| BAYWAKIT24VAC | Hydronic Heater Relay Kit – (used in Communicating mode only) | A to C | — | ✓ |
| BAYCNDPIP01A | 3/4" PVC Threaded Pipe Kit foam Seal (10 per box) | A to C | ✓ | ✓ |
| BAYAHEMIKIT001A | EMI/EFI Air Handler Electronic noise kit for variable speed blower motor | A to C | ✓ | ✓ |

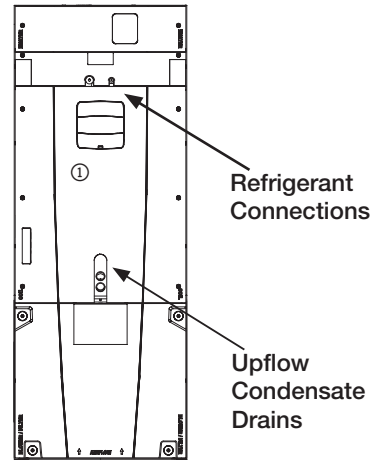
- ① A Cabinet is 17.5" wide, B Cabinet is 21.5" wide, C Cabinet is 23.5" wide.
- ② Contact your distributor for information.
- ③ TCONT900 Thermostat can not be used with Hydronic heating.
- ④ In return plenum applications, use TASSBK kits for sound reduction.
- ⑤ In open air applications, Plenum Stand with Sound Baffle provides sound reduction.
- ⑥ Mounts to TASB original plenum stands without integrated sound baffle.
- ⑦ Mounts inside air filter channel on air handler.

Multi-position Air Handler

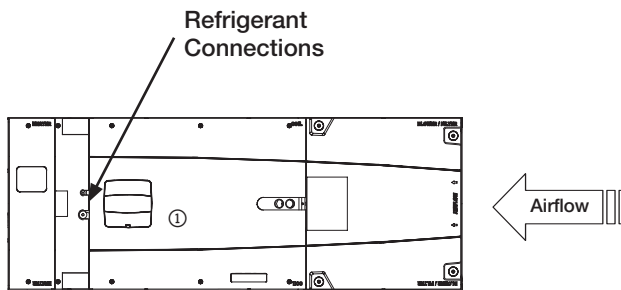
* **Note: No internal modifications required for any position.**
 ① Badge rotation will keep brand in correct position



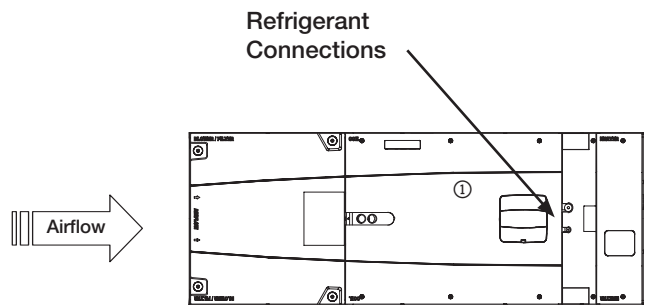
Vertical Downflow*



Vertical Upflow*
(as shipped)



Horizontal Left*



Horizontal Right*

For complete equipment / combination selections, installation instructions and warranty information, please refer to Product Data/Ratings and/or Installers Guides and Limited Warranty Handbooks.

Hyperion, GAM5 Multi-Position Air Handlers Single Phase 1½-5 Tons

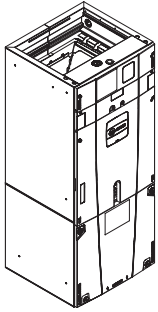


Table AH-6-A — Multi-Speed High Efficiency Motor 200-230/1/60, Epoxy Coated Coil

| Model Number | Cooling Capacity (Btuh) | Dimensions (in.) H x W x D | Shipping Weight (lbs.) | Supply Opening | Return Opening | Filter Sizes | Service Valve Connection Size† (in.) | |
|----------------|-------------------------|-------------------------------|------------------------|----------------|----------------|--------------|--------------------------------------|--------|
| | | | | | | | Gas | Liquid |
| GAM5B0A18M11EA | 18000 | 49.9 x 17.5 x 21.8 | 126 | 14.5 x 14.35 | 14.5 x 17.15 | 16 x 20 x 1 | ¾ | ¾ |
| GAM5B0A24M21EA | 24000 | 49.9 x 17.5 x 21.8 | 126 | 14.5 x 14.35 | 14.5 x 17.15 | 16 x 20 x 1 | ¾ | ¾ |
| GAM5B0B30M21EA | 30000 | 51.5 x 21.3 x 21.8 | 140 | 18.4 x 14.35 | 18.4 x 17.15 | 20 x 20 x 1 | ¾ | ¾ |
| GAM5B0B36M31EA | 36000 | 55.7 x 21.3 x 21.8 | 150 | 18.4 x 14.35 | 18.4 x 17.15 | 20 x 20 x 1 | 7/8 | ¾ |
| GAM5B0C42M31EA | 42000 | 56.9 x 23.5 x 21.8 | 163 | 20.5 x 14.35 | 20.5 x 17.15 | 22 x 20 x 1 | 7/8 | ¾ |
| GAM5B0C48M41EA | 48000 | 61.7 x 23.5 x 21.8 | 176 | 20.5 x 14.35 | 20.5 x 17.15 | 22 x 20 x 1 | 7/8 | ¾ |
| GAM5B0C60M51EA | 60000 | 61.7 x 23.5 x 21.8 | 180 | 20.5 x 14.35 | 20.5 x 17.15 | 22 x 20 x 1 | 7/8 | ¾ |

† For alternative line set sizes, please refer to the Application Guide or the Refrigerant Piping Program on ComfortSite. Visit page SH-1 to scan the QR code to launch the Refrigerant Piping Program Application.

Table AH-6-B — Features

| | GAM5 1 1/2-5 |
|--|-----------------|
| • Efficient cabinet design | ✓ |
| – 2% or less air leakage | ✓ |
| – Precision applied - durable door seals | ✓ |
| – Specially designed air seal around refrigerant, condensate and conduit connections | ✓ |
| – Double wall foamed cabinet system | ✓ |
| – ≥ R-4.2 insulating value | ✓ |
| – No loose fiber design | ✓ |
| – Smooth cleanable interior design | ✓ |
| – Sweat eliminating design | ✓ |
| – Composite cabinet doors | ✓ |
| – Water proof cabinet design | ✓ |
| – Integrated horizontal drain pans | ✓ |
| – Modular cabinet | ✓ |
| • Multi-position up/down flow horizontal left/right | ✓ |
| • UVC light kit with safety switch and polarized plug connections (sold as accessory) | ✓ |
| • Side return option (sold as accessory) | ✓ |
| • Low voltage pigtail connections | ✓ |
| • Vortica® blower with polarized plug connections and integrated slide deck for easy removal | ✓ |
| • Aluminum coil with integrated slide deck for easy removal | ✓ |
| • Patented enhanced coil fin | ✓ |
| • Epoxy coated coil | ✓ |
| • R-410A TXV | ✓ |
| • Slide in electric heaters with polarized plug connections (sold as accessory) | ✓ |
| • Labeled panels and connections | ✓ |
| • Molded in 1" standard filter rail | ✓ |
| • Direct drive, multi speed ECM blower motor - Constant torque ECM (electronically commutated motor) | ✓ |
| • Maximum width of 23.5" | ✓ |
| • Compact 20.8" depth with doors removed | ✓ |
| • Fused 24v power | ✓ |
| • 10-year limited warranty/parts with registration* | ✓ |
| • 10-year limited warranty/coil with registration* | ✓ |

* Registered Limited Warranty terms are available when you register within 60 days of installation. You can register online at Trane.com or by phone at 855-260-2975, otherwise Trane's Base Limited Warranty terms will apply. Base Limited Warranty information on specific products can be found on ComfortSite.com.



Hyperion, GAM5 Multi-Position Air Handlers Single Phase 1½-5 Tons

Table AH-7-A — Optional Accessories

| Model Number | Description | Matches Cabinet Size(s) | GAM5 |
|---------------------------------|---|-------------------------|-------|
| BAYWAAA05SC1AA..... | Hydronic Heater, 40,000 BTUH, Nominal, Slide-in, No Control | A | ✓ |
| BAYWABB07SC1AA..... | Hydronic Heater, 50,000 BTUH, Nominal, Slide-in, No Control | B | ✓ |
| BAYWACC08SC1AA..... | Hydronic Heater, 65,000 BTUH, Nominal, Slide-in, No Control | C | ✓ |
| BAYWACC11SC1AA..... | Hydronic Heater, 100,000 BTUH, Nominal, External Top Mount, No Control ^⑦ | C | ✓ |
| BAYUVCLK001 | UVC Lights..... | | ✓ |
| BAYSUPFLGAA | Supply Duct Flange A | A | ✓ |
| BAYSUPFLGBA..... | Supply Duct Flange B | B | ✓ |
| BAYSUPFLGCA..... | Supply Duct Flange C | C | ✓ |
| BAYRETFLGAA..... | Return Duct Flange A..... | A | ✓ |
| BAYRETFLGBA | Return Duct Flange B | B | ✓ |
| BAYRETFLGCA | Return Duct Flange C | C | ✓ |
| BAYFLR1620A | Washable high velocity filter, 16" x 20" x 1" (10 filters) | A | ✓ |
| BAYFLR2020A | Washable high velocity filter, 20" x 20" x 1" (10 filters) | B | ✓ |
| BAYFLR2220A | Washable high velocity filter, 22" x 20" x 1" (10 filters) | C | ✓ |
| TASB175SB ^{②④} | Plenum Stand with Integrated Sound Baffle A..... | A | ✓ |
| TASB215SB ^{②④} | Plenum Stand with Integrated Sound Baffle B..... | B | ✓ |
| TASB235SB ^{②④} | Plenum Stand with Integrated Sound Baffle C..... | C | ✓ |
| MTISRKIT1620 ^② | Side Return Kit with 16"x20" Filter..... | A-C | ✓ |
| TASSBK175 ^{③⑤} | Sound Baffle Kit 17.5" Cabinet..... | A | ✓ |
| TASSBK215 ^{③⑤} | Sound Baffle Kit 21.5" Cabinet..... | B | ✓ |
| TASSBK235 ^{③⑤} | Sound Baffle Kit 23.5" Cabinet..... | C | ✓ |
| BAYSPEKT200..... | Single Power Entry Kit | | ✓ |
| BAYSRKIT100..... | Side Return Kit | A-C | ✓ |
| BAYFRKIT175..... | Front Return Kit..... | A | ✓ |
| BAYFRKIT210..... | Front Return Kit..... | B | ✓ |
| BAYFRKIT235..... | Front Return Kit..... | C | ✓ |
| BAYHHKIT001 | Horizontal Hanger Kit..... | | ✓ |
| BAYLVKIT100A | Low Voltage Conduit Entry Kit | | ✓ |
| BAYAHEMIKIT001 | Air handler Electronic Noise Kit used on Variable Speed Blower Motor | | ✓ |
| BAYBAFKT175A ^⑥ | Baffle Kit 17.5" Cabinet..... | A | ✓ |
| BAYBAFKT215A ^⑥ | Baffle Kit 21.5" Cabinet..... | B | ✓ |
| BAYBAFKT235A ^⑥ | Baffle Kit 23.5" Cabinet..... | C | ✓ |
| BAYCNDPIP01A | 3/4" PVC Threaded Pipe Kit with foam seal (10 kits) | | ✓ |
| Model Number | Description | | GAM5B |
| BAYATXV1836A | R-22 TXV conversion kit | | 1½-2 |
| BAYATXV4248A | R-22 TXV conversion kit | | 2½-3½ |
| BAYATXV6060A | R-22 TXV conversion kit | | 4-5 |

- ① A Cabinet is 17.5" wide, B Cabinet is 21.5" wide, C Cabinet is 23.5" wide.
- ② Contact your distributor for information.
- ③ In return plenum applications, use TASSBK kits for sound reduction.
- ④ In open air applications, Plenum Stand with Sound Baffle provides sound reduction.
- ⑤ Mounts to TASB original plenum stands without integrated sound baffle.
- ⑥ Mounts inside air filter channel on air handler.
- ⑦ TCONT900 Thermostat can not be used with Hydronic heating.



It's Hard To Stop A Trane.®

Heaters for Hyperion Multi-Position Air Handlers

Table AH-8-A — BAYEA — Heater, Standard, for Hyperion TAMX, TAM9, and GAM5 Air Handlers

| Heater Model Number | Capacity @ 240 Volts | | Capacity @ 208 Volts | | Rated Voltage | Control Stages | Number of Heater Racks | Number of Circuits | Heater Amps per Circuit | | Contains Circuit Breakers |
|---------------------|----------------------|-------|----------------------|-------|---------------|----------------|------------------------|--------------------|-------------------------|----------|---------------------------|
| | kW | BTUH | kW | BTUH | | | | | 208 Volts | 240Volt | |
| BAYEAAC04BK1BB | 3.84 | 13100 | 2.88 | 9800 | 208/240/1/60 | 1 | 1 | 1 | 13.8 | 16 | Yes |
| BAYEAAC04LG1BB | 3.84 | 13100 | 2.88 | 9800 | 208/240/1/60 | 1 | 1 | 1 | 13.8 | 16 | No |
| BAYEAAC05BK1BB | 4.80 | 16400 | 3.60 | 12300 | 208/240/1/60 | 1 | 1 | 1 | 17.3 | 20 | Yes |
| BAYEAAC05LG1BB | 4.80 | 16400 | 3.60 | 12300 | 208/240/1/60 | 1 | 1 | 1 | 17.3 | 20 | No |
| BAYEAAC08BK1BB | 7.68 | 26200 | 5.76 | 19700 | 208/240/1/60 | 2 | 2 | 1 | 27.7 | 32 | Yes |
| BAYEAAC08LG1BB | 7.68 | 26200 | 5.76 | 19700 | 208/240/1/60 | 2 | 2 | 1 | 27.7 | 32 | No |
| BAYEAAC10BK1BB | 9.60 | 32800 | 7.20 | 24600 | 208/240/1/60 | 2 | 2 | 1 | 34.6 | 40 | Yes |
| BAYEAAC10LG1BB | 9.60 | 32800 | 7.20 | 24600 | 208/240/1/60 | 2 | 2 | 1 | 34.6 | 40 | No |
| BAYEABC15BK1BB | 14.40 | 49200 | 10.80 | 36900 | 208/240/1/60 | 3 | 3 | 2 | 34.6/17.3 | 40/20 | Yes |
| BAYEABC20BK1BB | 19.20 | 65600 | 14.40 | 49200 | 208/240/1/60 | 3 | 4 | 2 | 34.6/34.6 | 40/40 | Yes |
| BAYEACC25BK1BB | 24.00 | 82000 | 18.00 | 61500 | 208/240/1/60 | 3 | 5 | 3 | 34.6/34.6/17.3 | 40/40/20 | Yes |

BK = Contains circuit breakers
 LG = Contains lug connections

Table AH-8-B — BAYEA — Heater, 3-Phase, for Hyperion TAM9 and GAM5 Air Handlers ①

| Heater Model Number | Capacity @ 240 Volts | | Capacity @ 208 Volts | | Rated Voltage | Control Stages | Number of Heater Racks | Number of Circuits | Heater Amps per Circuit | | Contains Circuit Breakers |
|---------------------|----------------------|-------|----------------------|-------|---------------|----------------|------------------------|--------------------|-------------------------|---------|---------------------------|
| | kW | BTUH | kW | BTUH | | | | | 208 Volts | 240Volt | |
| BAYEAAC10LG3BB | 9.60 | 32800 | 7.20 | 24600 | 208/240/3/60 | 1 | 3 | 1 | 20.0 | 23.1 | No |
| BAYEABC15LG3BB | 14.40 | 49200 | 10.80 | 36900 | 208/240/3/60 | 1 | 3 | 1 | 30.0 | 34.6 | No |

① 3-Phase - W1, W2, W3 must be jumpered at low voltage connector



It's Hard To Stop A Trane.®

Heaters for Multi-Position Air Handlers

Table AH-9-A – Air Handler/Heater Matrix

| AIR HANDLER | HEATER MODEL NUMBER BAYEA- | | | | | | | | | | |
|-----------------------------|----------------------------|----------------------------|----------------------------|----------------------------|----------------------------|----------------------------|----------------------------|----------------------------|-----------------------------|-----------------------------|-----------------------------|
| MODEL NUMBER | AC04BK1BB 3.84 Kw BK | AC04LG1BB 3.84 Kw LG | AC05BK1BB 4.80 Kw BK | AC05LG1BB 4.80 Kw LG | AC08BK1BB 7.68 Kw BK | AC08LG1BB 7.68 Kw LG | AC10BK1BB 9.60 Kw BK | AC10LG1BB 9.60 Kw LG | BC15BK1BB 14.40 Kw BK | BC20BK1BB 19.20 Kw BK | CC25BK1BB 24.00 Kw BK |
| TAM9A0A24V21 / TAMXB0A24V21 | Y | Y | Y | Y | Y | Y | Y | Y | — | — | — |
| TAM9A0B30V31 / TAMXB0B30V31 | Y | Y | Y | Y | Y | Y | Y | Y | Y | — | — |
| TAM9A0C36V31 / TAMXB0C36V31 | Y | Y | Y | Y | Y | Y | Y | Y | Y | Y | — |
| TAM9A0C42V41 / TAMXB0C42V41 | Y | Y | Y | Y | Y | Y | Y | Y | Y | Y | — |
| TAM9A0C48V41 / TAMXB0C48V41 | Y | Y | Y | Y | Y | Y | Y | Y | Y | Y | Y |
| TAM9A0C60V51 / TAMXB0C60V51 | Y | Y | Y | Y | Y | Y | Y | Y | Y | Y | Y |
| GAM5B0A18M11 | Y | Y | Y | Y | Y | Y | Y | Y | — | — | — |
| GAM5B0A24M21 | Y | Y | Y | Y | Y | Y | Y | Y | — | — | — |
| GAM5B0B30M21 | Y | Y | Y | Y | Y | Y | Y | Y | Y | — | — |
| GAM5B0B36M31 | Y | Y | Y | Y | Y | Y | Y | Y | Y | — | — |
| GAM5B0C42M31 | Y | Y | Y | Y | Y | Y | Y | Y | Y | — | — |
| GAM5B0C48M41 | Y | Y | Y | Y | Y | Y | Y | Y | Y | Y | Y |
| GAM5B0C60M51 | Y | Y | Y | Y | Y | Y | Y | Y | Y | Y | Y |

BK = Contains circuit breakers
LG = Contains lug connections

Table AH-9-B – Air Handler/Heater Matrix (continued)

| AIR HANDLER | 3 PHASE HEATER MODEL NUMBER BAYEA- | |
|-----------------------------|------------------------------------|----------------------------|
| MODEL NUMBER | AC10LG3BB 9.60 Kw LG | BC15LG3BB 9.60 Kw LG |
| TAM9A0A24V21 / TAMXB0A24V21 | Y | — |
| TAM9A0B30V31 / TAMXB0B30V31 | Y | Y |
| TAM9A0C36V31 / TAMXB0C36V31 | Y | Y |
| TAM9A0C42V41 / TAMXB0C42V41 | Y | Y |
| TAM9A0C48V41 / TAMXB0C48V41 | Y | Y |
| TAM9A0C60V51 / TAMXB0C60V51 | Y | Y |
| GAM5B0A18M11 | Y | — |
| GAM5B0A24M21 | Y | — |
| GAM5B0B30M21 | Y | Y |
| GAM5B0B36M31 | Y | Y |
| GAM5B0C42M31 | Y | Y |
| GAM5B0C48M41 | Y | Y |
| GAM5B0C60M51 | Y | Y |

LG = Contains lug connections

TEM Split System Air Handlers Single Phase 1½-5 Tons

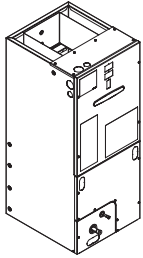


Table AH-10-A — R-410A ComfortLink™ II or 24V Variable Speed Air Handler 208-230/1/60

| Model Number | Cooling Capacity (Btuh) | Dimensions (in.) H x W x D | Shipping Weight (lbs.) | Supply Opening | Return Opening | Filter Sizes | Service Valve Connection Size† (in.) | |
|----------------|-------------------------|-------------------------------|------------------------|----------------|----------------|--------------|--------------------------------------|--------|
| | | | | | | | Gas | Liquid |
| TEM8A0B24V21DC | 24000 | 46.77 x 18.5 x 21.13 | 126 | 16.5 x 12.15 | 16.75 x 18.75 | ① | ¾ | ⅜ |
| TEM8A0B30V31DC | 30000 | 46.77 x 18.5 x 21.13 | 126 | 16.5 x 12.15 | 16.75 x 18.75 | ① | ¾ | ⅜ |
| TEM8A0C36V31DC | 36000 | 51.27 x 23.5 x 21.13 | 155 | 21.5 x 12.15 | 21.75 x 18.75 | ① | 7/8 | ⅜ |
| TEM8A0C42V41DC | 42000 | 51.27 x 23.5 x 21.13 | 155 | 21.5 x 12.15 | 21.75 x 18.75 | ① | 7/8 | ⅜ |
| TEM8A0C48V41DC | 48000 | 57.40 x 23.5 x 21.13 | 185 | 21.5 x 12.15 | 21.75 x 18.75 | ① | 7/8 | ⅜ |
| TEM8B0C60V51DA | 60000 | 57.40 x 23.5 x 21.13 | 185 | 21.5 x 12.15 | 21.75 x 18.75 | ① | 7/8 | ⅜ |

① Filter not supplied. Remote filter required.

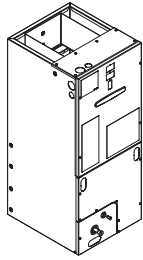


Table AH-10-B — R-410A Convertible Variable Speed Air Handler 208-230/1/60

| Model Number | Cooling Capacity (Btuh) | Dimensions (in.) H x W x D | Shipping Weight (lbs.) | Supply Opening | Return Opening | Filter Sizes | Service Valve Connection Size† (in.) | |
|----------------|-------------------------|-------------------------------|------------------------|----------------|----------------|--------------|--------------------------------------|--------|
| | | | | | | | Gas | Liquid |
| TEM6A0B24H21SC | 24000 | 46.77 x 18.5 x 21.13 | 126 | 16.5 x 12.15 | 16.75 x 18.75 | ① | ¾ | ⅜ |
| TEM6A0B30H21SC | 30000 | 46.77 x 18.5 x 21.13 | 126 | 16.5 x 12.15 | 16.75 x 18.75 | ① | ¾ | ⅜ |
| TEM6A0C36H31SC | 36000 | 51.27 x 23.5 x 21.13 | 155 | 21.5 x 12.15 | 21.75 x 18.75 | ① | 7/8 | ⅜ |
| TEM6A0C42H41SC | 42000 | 51.27 x 23.5 x 21.13 | 155 | 21.5 x 12.15 | 21.75 x 18.75 | ① | 7/8 | ⅜ |
| TEM6A0C48H41SC | 48000 | 57.40 x 23.5 x 21.13 | 185 | 21.5 x 12.15 | 21.75 x 18.75 | ① | 7/8 | ⅜ |
| TEM6B0C60H51SA | 60000 | 57.40 x 23.5 x 21.13 | 185 | 21.5 x 12.15 | 21.75 x 18.75 | ① | 7/8 | ⅜ |

① Filter not supplied. Remote filter required.

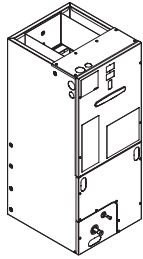


Table AH-10-C — R-410A Convertible Air Handler 208-230/1/60

| Model Number | Cooling Capacity (Btuh) | Dimensions (in.) H x W x D | Shipping Weight (lbs.) | Supply Opening | Return Opening | Filter Sizes | Service Valve Connection Size† (in.) | |
|-----------------|-------------------------|-------------------------------|------------------------|----------------|----------------|--------------|--------------------------------------|--------|
| | | | | | | | Gas | Liquid |
| TEM4B0B24M21SA | 24000 | 45.13 x 18.5 x 21.13 | 116 | 16.5 x 12.15 | 16.75 x 18.75 | ① | ¾ | ⅜ |
| TEM4A0B31M31SB | 30000 | 46.77 x 18.5 x 21.13 | 145 | 16.5 x 12.15 | 16.75 x 18.75 | ① | ¾ | ⅜ |
| TEM4B0C37M31SA | 36000 | 51.27 x 23.5 x 21.13 | 155 | 21.5 x 12.15 | 21.75 x 18.75 | ① | 7/8 | ⅜ |
| TEM4A0C42S41SC② | 42000 | 51.27 x 23.5 x 21.13 | 145 | 21.5 x 12.15 | 21.75 x 18.75 | ① | 7/8 | ⅜ |
| TEM4A0C43M41SB | 42000 | 51.27 x 23.5 x 21.13 | 155 | 21.5 x 12.15 | 21.75 x 18.75 | ① | 7/8 | ⅜ |
| TEM4A0C48S41SC② | 48000 | 51.27 x 23.5 x 21.13 | 145 | 21.5 x 12.15 | 21.75 x 18.75 | ① | 7/8 | ⅜ |
| TEM4A0C49M41SB | 48000 | 57.40 x 23.5 x 21.13 | 185 | 21.5 x 12.15 | 21.75 x 18.75 | ① | 7/8 | ⅜ |
| TEM4B0C60S51SA | 60000 | 57.40 x 23.5 x 21.13 | 185 | 21.5 x 12.15 | 21.75 x 18.75 | ① | 7/8 | ⅜ |

① Filter not supplied. Remote filter required.

② AC only

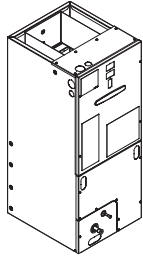


Table AH-10-D — R-454B Convertible Variable Speed Air Handler 208-230/1/60

| Model Number | Capacity Range (Tons) | Uncrated Dimensions H x W x D | Shipping Weight (lbs.) | Supply Opening | Return Opening | Service Valve Connection Size† (in.) | |
|----------------|-----------------------|----------------------------------|------------------------|----------------|----------------|--------------------------------------|--------|
| | | | | | | Gas | Liquid |
| 5TEM6B02AV21SA | 1.5 - 2.0 | 46.77 x 18.5 x 21.13 | 126 | 16.5 x 12.15 | 16.75 x 18.75 | ¾ | ⅜ |
| 5TEM6D04AV31SA | 2.0 - 3.5 | 51.27 x 23.5 x 21.13 | 155 | 21.5 x 12.15 | 21.75 x 18.75 | 7/8 | ⅜ |
| 5TEM6D06AV41SA | 3.0 - 5.0 | 57.40 x 23.5 x 21.13 | 185 | 21.5 x 12.15 | 21.75 x 18.75 | 7/8 | ⅜ |
| 5TEM6D07AV51SA | 3.5 - 5.0 | 57.40 x 23.5 x 21.13 | 185 | 21.5 x 12.15 | 21.75 x 18.75 | 7/8 | ⅜ |

† For alternative line set sizes, please refer to the Application Guide or the Refrigerant Piping Program on ComfortSite. Visit page SH-1 to scan the QR code to launch the Refrigerant Piping Program Application.





TEM Split System Air Handlers Single Phase 1½-5 Tons

Table AH-11-A — Features

| | TEM8 2-5 | TEM6 2-5 | TEM4 2-5 | 5TEM6 2-5 |
|---|-------------|-------------|-------------|--------------|
| • ComfortLink™ II or 24V operation..... | ✓ | — | — | — |
| • Direct drive, variable speed ECM blower motor - Constant airflow ECM (electronically commutated)..... | ✓ | ✓ | — | ✓ |
| • Direct drive, multi speed ECM blower motor - Constant torque ECM (electronically commutated motor)..... | — | — | ✓ | — |
| • R-4.2 Insulating Value | ✓ | ✓ | ✓ | ✓ |
| • Multi-Position UP/Down Flow, Horizontal Left /Right..... | ✓ | ✓ | ✓ | ✓ |
| • All Aluminum Coil with Enhanced Patented Coil Fin | ✓ | ✓ | ✓ | ✓ |
| • Electric Heaters with polarized plug connections (sold as accessory) | ✓ | ✓ | ✓ | ✓ |
| • R-410A Thermal Expansion Valve | ✓ | ✓ | ✓ | — |
| • R-545B Thermal Expansion Valve..... | — | — | — | ✓ |
| • Low Voltage Pigtail Connections | ✓ | ✓ | ✓ | ✓ |
| • Draw Through Design | ✓ | ✓ | ✓ | ✓ |
| • Horizontal Drain pan | ✓ | ✓ | ✓ | ✓ |
| • Single Color | ✓ | ✓ | ✓ | ✓ |
| • Fused 24V Power..... | ✓ | ✓ | ✓ | ✓ |
| • Wipeable interior design..... | ✓ | ✓ | ✓ | ✓ |
| • Soft start fan motor operation..... | ✓ | ✓ | — | ✓ |
| • Comfort R™ mode..... | ✓ | ✓ | — | ✓ |
| • Painted metal cabinet with captured foil face insulation..... | ✓ | ✓ | ✓ | ✓ |
| • 2% or less air leakage | ✓ | ✓ | ✓ | ✓ |
| • Built in fan delay modes..... | ✓ | ✓ | — | ✓ |
| • Maximum Width 23.5"..... | ✓ | ✓ | ✓ | ✓ |
| • Compact 22" depth | ✓ | ✓ | ✓ | ✓ |
| • Draw through design..... | ✓ | ✓ | ✓ | ✓ |
| • 10-year limited warranty/parts with registration* | ✓ | ✓ | ✓ | ✓ |
| • 10-year limited warranty/coil with registration* | ✓ | ✓ | ✓ | ✓ |

* Registered Limited Warranty terms are available when you register within 60 days of installation. You can register online at Trane.com or by phone at 855-260-2975, otherwise Trane's Base Limited Warranty terms will apply. Base Limited Warranty information on specific products can be found on ComfortSite.com.

Table AH-11-B — Optional Accessories

| Model Number | Description | Matches Cabinet Size(s) | TEM8 | TEM6 | TEM4 | 5TEM6 |
|---------------------------|--|-------------------------|------------------|------------------|-------|----------------|
| BAYTEMSPFG1 | Supply Duct Flange Kit | | ✓ | ✓ | ✓ | ✓ |
| BAYSPEKT201A | Single Point Power Entry Kit | | ✓ | ✓ | ✓ | ✓ ^③ |
| TAYBASE185..... | Air Handler Downflow Sub-Bases..... | 18.5" | ✓ | ✓ | ✓ | ✓ |
| TAYBASE235 (TAYBASE100) . | Air Handler Downflow Sub-Bases..... | 23.5" | ✓ | ✓ | ✓ | ✓ |
| TAYBASE102..... | Air Handler Downflow Sub-Bases..... | 26.5" | ✓ | ✓ | — | ✓ |
| BAYTEMDFKT1A..... | Downflow Condensate Management Kit..... | 23.5" ①..... | — | — | ✓ | — |
| BAYAHEMIKIT001 | Air handler Electronic Noise Kit used on Variable Speed Blower Motor | | ✓ | ✓ | ✓ | ✓ |
| TEMBRKSEALKT01A | TEM Breaker Seal Kit..... | | ✓ | ✓ | ✓ | ✓ |
| BAYSF1185AAA..... | Slim Fit Filter Box Kit | 18.5" | ✓ | ✓ | ✓ | ✓ |
| BAYSF1235AAA..... | Slim Fit Filter Box Kit | 23.5" | ✓ | ✓ | ✓ | ✓ |
| BAYSF1265AAA..... | Slim Fit Filter Box Kit | 26.5" | ✓ | ✓ | — | ✓ |
| FLRSF1185 | 1" Slim Fit Replacement Filter, 17.75"x19.75", Qty 12 | 18.5" | ✓ | ✓ | ✓ | ✓ |
| FLRSF1235 | 1" Slim Fit Replacement Filter, 22.75"x19.75", Qty 12 | 23.5" | ✓ | ✓ | ✓ | ✓ |
| FLRSF1265 | 1" Slim Fit Replacement Filter, 25.75"x19.75", Qty 12 | 26.5" | ✓ | ✓ | — | ✓ |
| BAY6TXV2442A | R-22 TXV conversion kit | | 2-3½ | 2-3½ | — | — |
| BAYATXV1836B | R-22 TXV conversion kit | | — | — | 1½-2½ | — |
| BAYATXV4248B | R-22 TXV conversion kit | | — | — | 3-4 | — |
| BAYATXV6161B | R-22 TXV conversion kit | | 4-5 ^② | 4-5 ^② | 5 | — |
| BAYAH120VKT..... | 120V Conversion Kit Available Late Q1 2024..... | | — | — | — | ✓ |

① Downflow condensate management kit is required for 5 Ton downflow models.

② TEM6A0D48, TEM6A0D60, TEM8A0D48, TEM8A0D60

③ Single Point Power Entry not needed if BAYAH120VKT is in use

For complete equipment / combination selections, installation instructions and warranty information, please refer to Product Data/Ratings and/or Installers Guides and Limited Warranty Handbooks.



It's Hard To Stop A Trane.®

Heaters for TEM Split System Air Handlers

Table AH-12-A – BAYHTR15 – Heater, Standard, for TEM Air Handlers

| Heater Model Number | Capacity @ 240 Volts | | Capacity @ 208 Volts | | Rated Control | Voltage Stages | Number of Heater Racks | Number of Circuits | Heater Amps per Circuit | | Contains Circuit Breakers |
|---------------------|----------------------|-------|----------------------|-------|---------------|----------------|------------------------|--------------------|-------------------------|-----------|---------------------------|
| | kW | BTUH | kW | BTUH | | | | | 208 Volts | 240 Volts | |
| BAYHTR1504BRKC | 3.84 | 13100 | 2.88 | 9800 | 208/240/1/60 | 1 | 1 | 1 | 13.8 | 16 | Yes |
| BAYHTR1504LUGB | 3.84 | 13100 | 2.88 | 9800 | 208/240/1/60 | 1 | 1 | 1 | 13.8 | 16 | No |
| BAYHTR1505BRKC | 4.80 | 16400 | 3.60 | 12300 | 208/240/1/60 | 1 | 1 | 1 | 17.3 | 20 | Yes |
| BAYHTR1505LUGB | 4.80 | 16400 | 3.60 | 12300 | 208/240/1/60 | 1 | 1 | 1 | 17.3 | 20 | No |
| BAYHTR1508BRKC | 7.68 | 26200 | 5.76 | 19700 | 208/240/1/60 | 1 | 1 | 1 | 27.7 | 32 | Yes |
| BAYHTR1508LUGB | 7.68 | 26200 | 5.76 | 19700 | 208/240/1/60 | 1 | 1 | 1 | 27.7 | 32 | No |
| BAYHTR1510BRKC | 9.60 | 32800 | 7.20 | 24600 | 208/240/1/60 | 1 | 2 | 1 | 34.6 | 40 | Yes |
| BAYHTR1510LUGB | 9.60 | 32800 | 7.20 | 24600 | 208/240/1/60 | 1 | 2 | 1 | 34.6 | 40 | No |
| BAYHTR1517BRKA | 14.4 | 49200 | 10.8 | 36900 | 208/240/1/60 | 2 | 3 | 2 | 51.9 | 60 | Yes |
| BAYHTR1520BRKB | 19.2 | 65500 | 14.4 | 49200 | 208/240/1/60 | 2 | 4 | 2 | 69.2 | 80 | Yes |
| BAYHTR1523BRKA | 19.2 | 65500 | 14.4 | 49200 | 208/240/1/60 | 2 | 4 | 2 | 69.2 | 80 | Yes |
| BAYHTR1525BRKA | 24.0 | 81900 | 18.0 | 61600 | 208/240/1/60 | 2 | 4 | 2 | 86.4 | 100 | Yes |

Table AH-12-B – BAYHTR35 – Heater, 3-Phase, for TEM Air Handlers ①

| Heater Model Number | Capacity @ 240 Volts | | Capacity @ 208 Volts | | Rated Control | Voltage Stages | Number of Heater Racks | Number of Circuits | Heater Amps per Circuit | | Contains Circuit Breakers |
|---------------------|----------------------|-------|----------------------|-------|---------------|----------------|------------------------|--------------------|-------------------------|-----------|---------------------------|
| | kW | BTUH | kW | BTUH | | | | | 208 Volts | 240 Volts | |
| BAYHTR3510LUGC | 9.60 | 32800 | 7.20 | 24600 | 208/240/3/60 | 1 | 3 | 1 | 20.0 | 23.1 | No |
| BAYHTR3515LUGC | 14.4 | 49200 | 10.8 | 36900 | 208/240/3/60 | 1 | 3 | 1 | 30.0 | 34.6 | No |
| BAYHTR3517LUGA | 14.4 | 49200 | 10.8 | 36900 | 208/240/3/60 | 1 | 3 | 1 | 30.0 | 34.6 | No |

BRK = Contains circuit breakers

LUG = Lug connections

① 3-Phase - W1 and W2 must be jumpered at low voltage connector

Heater Matches for TEM Split System Air Handlers with metal blower housing

Table AH-13-A – TEM8, TEM6 and 5TEM6 Air Handler and Heater matches

| TEM6/TEM8/5TEM6 HEATER MATRIX | | | | | | | | | |
|--|---|---|---|---|----------------------------|----------------------------|----------------------------|---------------------------|----------------------------|
| AIR HANDLER | HEATER MODEL NUMBER | | | | | | | | |
| MODEL NUMBER | BAYHTR1504BRKC BAYHTR1504LUGB 3.84 Kw | BAYHTR1505BRKC BAYHTR1505LUGB 4.80 Kw | BAYHTR1508BRKC BAYHTR1508LUGB 7.68 Kw | BAYHTR1510BRKC BAYHTR1510LUGB 9.60 Kw | BAYHTR1517BRKA 14.40 Kw | BAYHTR1523BRKA 19.20 Kw | BAYHTR1525BRKA 24.00 Kw | BAYHTR3510LUGC 9.60 Kw | BAYHTR3517LUGA 14.40 Kw |
| TEM8A0B24V21DC TEM8A0B30V31DC TEM6A0B24H21SC TEM6A0B30H21SC 5TEM6B02AV21SA | Y | Y | Y | Y | Y | - | - | Y | Y |
| TEM8A0C36V31DC TEM8A0C42V41DC TEM6A0C36H31SC TEM6A0C42H41SC 5TEM6D04AV31SA | Y | Y | Y | Y | Y | Y | - | Y | Y |
| TEM8A0C48V41DC TEM8B0C60V51DA TEM6A0C48H41SC TEM6B0C60H51SA 5TEM6D06AV41SA 5TEM6D07AV51SA | Y | Y | Y | Y | Y | Y | Y | Y | Y |

Table AH-13-B – TEM4 Air Handler and Heater matches

| TEM4 HEATER MATRIX | | | | | |
|--------------------|--|--|--|----------------------------------|----------------------------------|
| AIR HANDLER | HEATER MODEL NUMBER | | | | |
| MODEL NUMBER | BAYHTR1504BRKC BAYHTR1504LUGB 3.84 Kw BK BAYHTR1505BRKC BAYHTR1505LUGB 4.80 Kw BK | BAYHTR1508BRKC BAYHTR1508LUGB 7.68 Kw BK BAYHTR1510BRKC BAYHTR1510LUGB BAYHTR3510LUGC 9.60 Kw BK | BAYHTR1517BRKA BAYHTR3517LUGA 14.40 Kw BK | BAYHTR1523BRKA 19.20 Kw BK | BAYHTR1525BRKA 24.00 Kw BK |
| TEM4B0B24M21SA | Y | Y | - | - | - |
| TEM4A0B31M31SB | Y | Y | Y | - | - |
| TEM4B0C37M31SA | Y | Y | Y | Y | - |
| TEM4A0C42S41SC | Y | Y | Y | Y | - |
| TEM4A0C43M41SB | Y | Y | Y | Y | - |
| TEM4A0C48S41SC | Y | Y | Y | Y | Y |
| TEM4A0C49M41SB | Y | Y | Y | Y | Y |
| TEM4B0C60S51SA | Y | Y | Y | Y | Y |



TMM Wall, Stud, or Over the Water Heater Mount Air Handlers Single Phase 1½-3 Tons

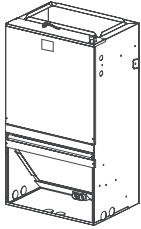


Table AH-14-A – TMM5 R-410A Wall, Stud, or Over the Water Heater Mount Air Handler 208-230/1/60, ECM Motor, Factory installed R-410A TXV, all aluminum coil, Cooling & Limited Heating

| Unit Model No. | Cooling Capacity (Btuh) | Dimensions (in.) H x W x D | Shipping Weight (lbs.) | Supply Opening | Filter Sizes | Service Valve Connection Size† (in.) | |
|----------------|-------------------------|-------------------------------|------------------------|----------------|--------------|--------------------------------------|--------|
| | | | | | | Gas | Liquid |
| TMM5B0A24M21SA | 24000 | 36.5 x 20.5 x 15.0 | 93 | 15 x 9.5 | ① | ¾ | ⅜ |
| TMM5B0B30M21SA | 30000 | 39.5 x 22.0 x 19.0 | 115 | 19 x 9.5 | ① | ¾ | ⅜ |
| TMM5B0B36M31SA | 36000 | 39.5 x 22.0 x 19.0 | 115 | 19 x 9.5 | ① | ¾ | ⅜ |

Table AH-14-B – TMM4 R-410A Wall, Stud, or Over the Water Heater Mount Air Handler 208-230/1/60, PSC Motor, Factory installed R-410A orifice, all aluminum coil, Cooling & Heating

| Unit Model No. | Cooling Capacity (Btuh) | Dimensions (in.) H x W x D | Shipping Weight (lbs.) | Supply Opening | Filter Sizes | Service Valve Connection Size† (in.) | |
|----------------|-------------------------|-------------------------------|------------------------|----------------|--------------|--------------------------------------|--------|
| | | | | | | Gas | Liquid |
| TMM4B0A18S21SA | 18000 | 36.5 x 20.5 x 15.0 | 97 | 15 x 9.5 | ① | ¾ | ⅜ |
| TMM4B0A24S21SA | 24000 | 36.5 x 20.5 x 15.0 | 97 | 15 x 9.5 | ① | ¾ | ⅜ |
| TMM4B0B30S21SA | 30000 | 39.5 x 22.0 x 19.0 | 119 | 19 x 9.5 | ① | ¾ | ⅜ |
| TMM4B0B36S31SA | 36000 | 39.5 x 22.0 x 19.0 | 119 | 19 x 9.5 | ① | ¾ | ⅜ |

① Filter not supplied. Remote filter required.

† For alternative line set sizes, please refer to the Application Guide or the Refrigerant Piping Program on ComfortSite. Visit page SH-1 to scan the QR code to launch the Refrigerant Piping Program Application.

Table AH-14-C – Features

| | TMM5B 2-3 | TMM4B 1-1/2-3 |
|---|--------------|------------------|
| • Painted metal cabinet with captured foil face insulation..... | ✓ | ✓ |
| • 2% or less air leakage | ✓ | ✓ |
| • All aluminum coil | ✓ | ✓ |
| • Direct drive, multi speed ECM blower motor - Constant torque ECM (electronically commutated motor) with fan-off time delay programming..... | ✓ | — |
| • PSC Motor..... | — | ✓ |
| • Limited HP matched system ratings | — | ✓ |
| • R-4.2 Insulating Value | ✓ | ✓ |
| • Upflow only | ✓ | ✓ |
| • Front return option | ✓ | ✓ |
| • Electric Heaters with polarized plug connections (sold as accessory) | ✓ | ✓ |
| • R-410A Thermal Expansion Valve | ✓ | — |
| • Low Voltage Pigtail Connections | ✓ | ✓ |
| • Single Color | ✓ | ✓ |
| • Fused 24V Power | ✓ | ✓ |
| • Wipeable interior design..... | ✓ | ✓ |
| • Maximum Height 39.5"..... | ✓ | ✓ |
| • Maximum Width 22"..... | ✓ | ✓ |
| • Compact 22" depth | ✓ | ✓ |
| • Optional R-22 and R-410A TXV kits (sold as accessory) | ✓ | ✓ |
| • 10-year limited warranty/parts with registration* | ✓ | ✓ |
| • 10-year limited warranty/coil with registration* | ✓ | ✓ |

* Registered Limited Warranty terms are available when you register within 60 days of installation. You can register online at Trane.com or by phone at 855-260-2975, otherwise Trane's Base Limited Warranty terms will apply. Base Limited Warranty information on specific products can be found on ComfortSite.com.



TMM Wall, Stud, or Over the Water Heater Mount Air Handlers Single Phase 1½-3 Tons

Table AH-15-A – Optional Accessories

| Model Number | Description | TMM5B | TMM4B |
|-----------------|--|-------|-------|
| 4AYTXVH3G2436A | R-410A TXV kit 1-1/2 to 3 ton | — | ✓ |
| 2AYTXVH3G2436A | R-22 TXV conversion kit 1-1/2 to 3 ton | ✓ | ✓ |
| BAYFRTLLOUPNL20 | Front louver panel 20.5" width | — | ✓ |
| BAYFRTLLOUPNL22 | Front louver panel 22.0" width | ✓ | ✓ |
| BAYTMMWALLPNL1 | Return air / service wall panel (Qty 20) | ✓ | ✓ |

Heaters for TMM Split System Air Handlers

Table AH-15-B – BAYHTRM – Heater, Standard, for TMM Air Handlers

| Heater Model Number | Capacity @ 240 Volts | | Capacity @ 208 Volts | | Rated Control | Voltage Stages | Number of Heater Racks | Number of Circuits | Heater Amps per Circuit | | Contains Circuit Breakers |
|---------------------|----------------------|-------|----------------------|-------|---------------|----------------|------------------------|--------------------|-------------------------|-----------|---------------------------|
| | kW | BTUH | kW | BTUH | | | | | 208 Volts | 240 Volts | |
| BAYHTRM505BRK | 5.0 | 17100 | 3.8 | 12800 | 208/240/1/60 | 1 | 1 | 1 | 18 | 20.8 | Yes |
| BAYHTRM508BRK | 7.5 | 25600 | 5.6 | 19200 | 208/240/1/60 | 1 | 1 | 1 | 27.1 | 31.2 | Yes |
| BAYHTRM510BRK | 10.0 | 34100 | 7.5 | 25600 | 208/240/1/60 | 1 | 2 | 1 | 36.1 | 41.7 | Yes |

P-Series Modular Air Handler - Variable Speed



POVO

Table AH-16-A — P-Series Modular Air Handler - Variable Speed

| Model Number | Nominal Airflow (Tons) | Blower Motor | Uncrated Dimensions (in.) | | | Shipping Weight (lbs.) | Max. Fuse | Filter** Sizes |
|----------------|------------------------|--------------|---------------------------|------|-------|------------------------|-----------|----------------|
| | | | H | W | D | | | |
| P0V0A000M30SDA | 3 | VS① | 34 | 14.5 | 28.75 | 83 | 15 | 14 x 25 x 1 |
| P0V0B000M40SDA | 4 | VS① | 34 | 17.5 | 28.75 | 92 | 15 | 16 x 25 x 1 |
| P0V0C000M50SDA | 5 | VS① | 34 | 21 | 28.75 | 101 | 15 | 20 x 25 x 1 |
| P0V0D000M50SDA | 5 | VS① | 34 | 24.5 | 28.75 | 107 | 15 | 24 x 25 x 1 |

Table AH-16-B — Features

| | POVO |
|---|------|
| • 34 Inch Cabinet Height..... | ✓ |
| • High efficiency, variable speed blower motor..... | ✓ |
| • Vortica™ II blower housing design..... | ✓ |
| • Fully insulated cabinet ②..... | ✓ |
| • 4-way multi-poise | ✓ |
| • Painted cabinet with two tone color..... | ✓ |
| • Cabinet is certified to less than 1% leakage..... | ✓ |
| • Matches industry standard furnace widths (14.5", 17.5", 21", 24.5")..... | ✓ |
| • 120V wiring connections..... | ✓ |
| • Entirely electric operation | ✓ |
| • Service diagnostic capabilities | ✓ |
| • Dry contact humidifier/EAC terminals..... | ✓ |
| • 10-year limited warranty on all functional parts with registration③ | ✓ |

① Variable Speed

② 14.5" models do not have blower compartment insulation

③ Registered Limited Warranty terms are available when you register within 60 days of installation. You can register online at Trane.com or by phone at 855-260-2975, otherwise Trane's Base Limited Warranty terms will apply. Base Limited Warranty information on specific products can be found on ComfortSite.com.

** Filters are not shipped with Modular Air Handler.