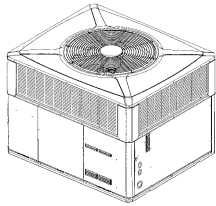




Packaged Cooling Convertible 2-5 Tons



**4TCC4
13.4 SEER2
1-Phase**

Table PK-1-C – 4TCC4 - XR13.4c (13.4 SEER2) - Convertible Packaged Cooling - R-410A

Model Number	Cooling Capacity (BTUH)	SEER2/EER2	Shipping Weight	MCA	Max Fuse	Sound Rating	Uncrated Dimensions (in.) H x D x W
4TCC4 (13.4 SEER2) – 208-230/1/60							
4TCC4024E1000A	23,200	13.40/11.00	432	16.7	25	67	36 x 42 x 49
4TCC4030E1000A	28,000	13.40/11.00	451	20.8	30	70	36 x 42 x 49
4TCC4036E1000A	36,400	13.40/11.00	453	26.2	40	69	38 x 42 x 49
4TCC4042E1000A	39,500	13.40/11.00	561	28.3	45	75	36 x 45 x 59
4TCC4048E1000A	46,000	13.40/10.80	557	31.8	50	73	40 x 45 x 59
4TCC4060E1000A	57,000	13.40/11.00	586	39.1	60	73	40 x 45 x 59

For dimensional/outline drawings, please refer to Product Data.

For information on Roof Curbs, please refer to the Accessories/Information Tab.

For complete equipment / combination selections, installation instructions and warranty information, please refer to Product Data/Ratings and/or Installers Guides and Limited Warranty Handbooks.



Packaged Cooling Convertible 2-5 Tons

Table PK-2-A — Features 2-5

	4TCC4 2-5
• SEER2 up to	13.4
• Exclusive Climatuff™ high efficiency compressor with internal overload protection	✓
• Factory supplied charge.....	R-410A
• Composite Vortica® indoor blower	✓
• Direct drive, variable speed ECM blower motor**	-
• Direct drive, multi-speed ECM blower motor (high efficiency)*	✓
• All aluminum Spine Fin™ outdoor coil.....	✓
• Swept-blade outdoor fan for quiet operation	✓
• Architecturally integrated louvers and corner guards	-
• All steel louvers	✓
• Polyslate gray cabinet	✓
• Single stage cooling.....	✓
• High pressure cutout.....	✓
• Low pressure cutout	✓
• Liquid line drier - factory installed.....	✓
• Non-bleed expansion valves on indoor coil	✓
• Pressure taps, including liquid line taps, easily accessed and protected inside compressor compartment	✓
• Right side electrical service access for high and low voltage connections	✓
• Rugged steel basepan features deep drawn duct connections	✓
• Steeply sloped composite drainpan	✓
• Ships in horizontal configuration and converts quickly for downflow	✓
• Copper tube, aluminum fin indoor coil.....	5
• All aluminum indoor coil.....	2-4
• All models are certified to UL 1995.....	✓
• 20-year heat exchanger, 10-year compressor, 10-year coils, and 10-year all other functional parts limited warranty with registration† (Residential use).....	✓
• Extended warranties available.....	✓

* Constant torque ECM (electronically commutated motor).

**Constant airflow ECM (electronically commutated motor).

† Registered Limited Warranty terms are available when you register within 60 days of installation. You can register online at Trane.com or by phone at 855-260-2975, otherwise Trane's Base Limited Warranty terms will apply. Base Limited Warranty information on specific products can be found on Trane.com. Ask your dealer for full warranty information at time of purchase. Warranties are for residential and multi-family use only, some exclusions may apply.

**For dimensional/outline drawings, please refer to Product Data.
For information on Roof Curbs, please refer to the Accessories/Information Tab.**



Packaged Cooling Convertible 2-5 Tons

Table PK-3-A — Accessories

Model Number	Description	Shipping Weight	4TCC4 2-5
BAYACCDOR1A...	Hinged Filter Access Door [Ⓣ]		2-3
BAYACCDOR2A...	Hinged Filter Access Door [Ⓣ]		3½-5
BAYACCEADP1A..	Adaptor Kit for Installation of CleanEffects™ and 5" Media Filter (Horizontal) [Ⓣ]	10.....	2-3
BAYACCEADP2A..	Adaptor Kit for Installation of CleanEffects™ and 5" Media Filter (Horizontal) [Ⓣ]	12.....	3½-5
BAYADAP050A	Adapter Curb (Cabinet A/B).....		2-3
BAYADAP051A	Adapter Curb (Cabinet C).....		2-3
BAYADAP052A	Adapter Curb (Cabinet A/B).....		3½-5
BAYADAP053A	Adapter Curb (Cabinet C).....		3½-5
BAYADAP054A	Adapter Curb (Cabinet D).....		3½-5
BAYASCT001	Anti-Short Cycle Timer 4.....		—
BAYCCHT102A....	Crankcase Heater (230V) (Scroll).....		3½-5
BAYCCHT103A....	Crankcase Heater (230V) (Scroll).....		2-3
BAYCOVR112A....	12" Duct Shroud (Covers Horizontal Ducts) [Ⓣ]		2-5
BAYCOVR118A....	18" Duct Shroud (Covers Horizontal Ducts) [Ⓣ]		2-5
BAYCURB050A....	Flat Roof Full Perimeter Curb (Insulated).....	74.....	2-3
BAYCURB051A....	Flat Roof Full Perimeter Curb (Insulated).....	74.....	3½-5
BAYDMPR101A ...	2-Position Motorized Fresh Air Damper ^{Ⓣ⑦⑧⑨}		2-3
BAYDMPR102A ...	2-Position Motorized Fresh Air Damper ^{Ⓣ⑦⑧⑨}		3½-5
BAYECON101A....	Economizer with Barometric Relief (Downflow) ^{Ⓣ②③④⑤}	50.....	2-3
BAYECON102A....	Economizer with Barometric Relief (Downflow) ^{Ⓣ②③④⑤}	65.....	3½-5
BAYECON104A....	Economizer with Barometric Relief (Downflow) ^{Ⓣ②③④⑤}	65.....	—
BAYECON200A....	Economizer (Horizontal) ^{Ⓣ②③④}	85.....	2-3
BAYECON201A....	Economizer (Horizontal) ^{Ⓣ②③④}	85.....	3½-5
BAYECON204A....	Economizer (Horizontal) ^{Ⓣ②③④}	85.....	—
BAYENTH001A ...	Enthalpy Control Kit [Ⓣ]	2.....	✓
BAYEXMK001A....	Extreme Conditions Mounting Kit (Used on BAYCURB & BAYADAP).....		✓
BAYEXMK002B ...	Extreme Conditions Mounting Kit (Used on BAYUTIL).....		✓
BAYEXMK003A....	Extreme Conditions Mounting Kit (Used on Slab Mounts).....		✓
BAYFLTR101C	1-2" Filter Frame (requires one 18x25 filter which is not included) [Ⓣ]	6.....	2-3
BAYFLTR201C	1-2" Filter Frame (requires one 18x20 and one 18x18 filter which are not included) ^{Ⓣ ⑩}	6.....	3½-5
BAYLIFT002B	Lifting Lug Kit.....	5.....	✓
BAYLOAM011A ...	Evaporator Defrost Control Kit.....		✓
BAYLOAM105A ...	Low Ambient Control Kit.....	5.....	✓
BAYOSAH001A....	Manual Fresh Air Damper [Ⓣ]	6.....	2-3
BAYOSAH002A....	Manual Fresh Air Damper [Ⓣ]	8.....	3½-5
BAYQSTK300A	Start Kit (not factory installed).....		✓
BAYSQRD001B....	16" Round Duct Adapter [Ⓣ]	5.....	2-3
BAYSQRD002B....	18" Round Duct Adapter [Ⓣ]	3.....	2-5
BAYUTIL101B.....	Roof Curb Utility Extension Kit.....		2-3
BAYUTIL102B.....	Roof Curb Utility Extension Kit.....		3½-5

- ① Must use filter frame when economizer/fresh air kit is used.
- ② Dry bulb control standard with economizer.
- ③ 2-Stage cooling control required when using economizer.
- ④ Do not use with electronic thermostats.
- ⑤ BAYCOVR112,118A will not cover BAYSQRD002B applications.
- ⑥ Does not contain barometric relief.
- ⑦ Max fresh air - 25%.
- ⑧ For non-continuous fan gas-heating applications, the damper opens only when the OD ambient is above 50° F.
- ⑨ It is the designer/engineer/installer's responsibility to review product specifications and technical literature to insure optimal performance and compliance to codes.
- ⑩ Temperature of mixed air entering the heat exchanger is monitored and fresh air intake may be reduced under certain conditions.
- Ⓣ BAYACCDOR1A requires BAYFLTR101B & BAYACCDOR2A requires BAYFLTR201B. They are not backward compatible to BAYFLTR101/201A.
- Ⓣ When using a BAYACCDOR2A, two 18x20 filters are required.

EXISTING CURB	NEW UNIT 4TCY4/5	USE BAYADAP0**A
BAYCURB030,38A	024-036	50
BAYCURB030,38A	042-060	52
BAYCURB033A	024-036	51
BAYCURB033A	042-060	53
BAYCURB034A	042-060	54

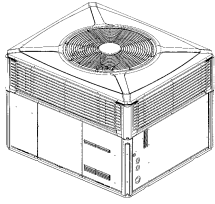
**For dimensional/outline drawings, please refer to Product Data.
For information on Roof Curbs, please refer to the Accessories/Information Tab.**

For complete equipment / combination selections, installation instructions and warranty information, please refer to Product Data/Ratings and/or Installers Guides and Limited Warranty Handbooks.


TRANE®

It's Hard To Stop A Trane.®

Packaged Hybrid/Dual Fuel Convertible 2-5 Tons



4DCZ5
15.0 SEER2
1-Phase

Table PK-4-A — 4DCZ5 - XL15c - Convertible Packaged Dual Fuel - R-410A

Model Number	Cooling Capacity (BTUH)	Gas Capacity Heating Output	SEER2/EER2	HSPF2	AFUE(%)	Shipping Weight	MCA	Max Fuse	Sound Rating	Shipping Dimensions (in.) H x D x W
4DCZ5 – 208-230/1/60										
4DCZ5024E1060A	23,800	22,800	15.00/11.00	7.25	81.0	488	19.5	30	67	48 x 45 x 52
4DCZ5036E1070A	35,200	31,000	15.00/11.00	6.70	81.0	488	24.3	35	70	48 x 45 x 52
4DCZ5048E1090A	47,500	43,000	15.00/11.00	6.70	81.0	665	34.2	50	72	52 x 47 x 62
4DCZ5060E1115A	56,500	55,500	14.56/11.0	7.45	81.0	676	42.0	60	74	52 x 47 x 62

For dimensional/outline drawings, please refer to Product Data.

For information on Roof Curbs, please refer to the Accessories/Information Tab.

For complete equipment / combination selections, installation instructions and warranty information, please refer to Product Data/Ratings and/or Installers Guides and Limited Warranty Handbooks.



Packaged Hybrid/Dual Fuel Convertible 2-5 Tons

Table PK-2-A – Features 2-5

	4DCZ5 2-5
• SEER2 up to.....	15.0
• HSPF2 up to.....	7.45
• Exclusive Climatuff™ high efficiency compressor with internal overload protection.....	✓
• Factory supplied charge.....	R-410A
• Composite Vortica® indoor blower**.....	✓
• Direct drive, variable speed ECM blower motor.....	✓
• All aluminum Spine Fin™ outdoor coil.....	✓
• Swept-blade outdoor fan for quiet operation.....	✓
• Architecturally integrated louvers and corner guards.....	✓
• Polyslate gray cabinet.....	✓
• Stainless steel heat exchanger and burners.....	✓
• Two stage heating & cooling.....	✓
• 2-stage gas.....	✓
• High pressure cutout.....	✓
• Low pressure cutout.....	✓
• Liquid line drier - factory installed.....	✓
• Non-bleed expansion valves on indoor and outdoor coils.....	✓
• Pressure taps, including liquid line taps, easily accessed and protected inside compressor compartment.....	✓
• Right side electrical service access for high and low voltage connections.....	✓
• Rugged steel basepan features deep drawn duct connections.....	✓
• Steeply sloped composite drainpan.....	✓
• Ships in horizontal configuration and converts quickly for downflow.....	✓
• Copper tube, aluminum fin indoor coil.....	✓
• All models are certified to UL 1995.....	✓
• 20-year heat exchanger, 12-year compressor, 10-year coils, & 10-year all other functional parts limited warranty with registration† (Residential use).....	✓
• Extended Warranties Available.....	✓

** Constant airflow ECM (electronica)

† Registered Limited Warranty terms are available when you register within 60 days of installation. You can register online at Trane.com or by phone at 855-260-2975, otherwise Trane's Base Limited Warranty terms will apply. Base Limited Warranty information on specific products can be found on Trane.com. Ask your dealer for full warranty information at time of purchase. Warranties are for residential and multi-family use only, some exclusions may apply.

**For dimensional/outline drawings, please refer to Product Data.
For information on Roof Curbs, please refer to the Accessories/Information Tab.**

For complete equipment / combination selections, installation instructions and warranty information, please refer to Product Data/Ratings and/or Installers Guides and Limited Warranty Handbooks.



Packaged Hybrid/Dual Fuel Convertible 2-5 Tons

Table PK-6-A — Accessories

Model Number	Description	Shipping Weight	4DC25 2-5
BAYACCDOR1A.....	Hinged Filter Access Door ⑩.....		2-3
BAYACCDOR2A.....	Hinged Filter Access Door ⑩.....		4-5
BAYACCEADP1A.....	Adaptor Kit for Installation of CleanEffects™ and 5" Media Filter (Horizontal) ⑩.....	10.....	2-3
BAYACCEADP2A.....	Adaptor Kit for Installation of CleanEffects™ and 5" Media Filter (Horizontal) ⑩.....	12.....	4-5
BAYADAP050A.....	Adapter Curb (Cabinet A/B).....		2-3
BAYADAP051A.....	Adapter Curb (Cabinet C).....		2-3
BAYADAP052A.....	Adapter Curb (Cabinet A/B).....		4-5
BAYADAP053A.....	Adapter Curb (Cabinet C).....		4-5
BAYADAP054A.....	Adapter Curb (Cabinet D).....		4-5
BAYASCT001.....	Anti-Short Cycle Timer ⑩.....		✓
BAYCCHT102A.....	Crankcase Heater (230V) (Scroll).....		4-5
BAYCCHT103A.....	Crankcase Heater (230V) (Scroll).....		2-3
BAYCCHT404B.....	Crankcase Heater (460V) (Scroll).....		4-5
BATCCHT405A.....	Crankcase Heater (460V) (Scroll).....		2-3
BAYCOVR112A.....	12" Duct Shroud (Covers Horizontal Ducts) ⑩.....		2-5
BAYCOVR118A.....	18" Duct Shroud (Covers Horizontal Ducts) ⑩.....		2-5
BAYCURB050A.....	Flat Roof Full Perimeter Curb (Insulated).....	74.....	2-3
BAYCURB051A.....	Flat Roof Full Perimeter Curb (Insulated).....	74.....	4-5
BAYDMPR101A.....	2-Position Motorized Damper ②⑦⑧⑨⑩.....		2-3
BAYDMPR102A.....	2-Position Motorized Damper ②⑦⑧⑨⑩.....		4-5
BAYECON101A.....	Economizer with Barometric Relief (Downflow) ①②③④⑦⑩.....		-
BAYECON102A.....	Economizer with Barometric Relief (Downflow) ①②③④⑦⑩.....		-
BAYECON103A.....	Economizer with Barometric Relief (Downflow) ①②③④⑦⑩.....	50.....	2-3
BAYECON104A.....	Economizer with Barometric Relief (Downflow) ①②③④⑦⑩.....	65.....	4-5
BAYECON200A.....	Economizer (Horizontal) ①②③④⑦.....		-
BAYECON201A.....	Economizer (Horizontal) ①②③④⑦.....		-
BAYECON203A.....	Economizer (Horizontal) ①②③④⑦.....	85.....	2-3
BAYECON204A.....	Economizer (Horizontal) ①②③④⑦.....	85.....	4-5
BAYENTH001A.....	Enthalpy Control Kit ⑩.....	2.....	✓
BAYEXMK001A.....	Extreme Conditions Mounting Kit.....		✓
BAYEXMK002B.....	Extreme Conditions Mounting Kit.....		✓
BAYEXMK003A.....	Extreme Conditions Mounting Kit (Used on Slab Mounts).....		✓
BAYFLTR101C.....	1-2" Filter Frame ② -Requires one 18x25 filter (not included).....	6.....	2-3
BAYFLTR201C.....	1-2" Filter Frame ② ⑩ - Requires one 18x20 and one 18x18 (not included).....	6.....	4-5
BAYLIFT002B.....	Lifting Lug Kit.....	5.....	✓
BAYLOAM105A.....	Low Ambient Control Kit.....	5.....	✓
BAYRLAY004A.....	Economizer Relay ①.....		-
BAYRLAY006A.....	Economizer Relay ①.....	1.....	✓
BAYOSAC001B.....	Outside Air Control for V.S. Economizer ⑩.....		2-5
BAYOSAH001A.....	Manual Fresh Air Damper ②.....	6.....	2-3
BAYOSAH002A.....	Manual Fresh Air Damper ②.....	8.....	4-5
BAYQSTK300A.....	Start Kit (not factory installed).....		✓
BAYSQRD001B.....	16" Round Duct Adapter ⑤.....	5.....	2-3
BAYSQRD002B.....	18" Round Duct Adapter ⑤.....	3.....	4-5
BAYUTIL101B.....	Roof Curb Extension Kit.....		2-3
BAYUTIL102B.....	Roof Curb Extension Kit.....		4-5

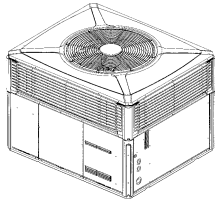
- ① Relay required with economizer on all heat pump applications
- ② Must use filter frame when economizer/fresh air kit is used.
- ③ Dry bulb control standard with economizer.
- ④ 2-Stage cooling control required when using economizer.
- ⑤ It is the responsibility of the installing dealer to properly size the ductwork for each specific application.
- ⑥ BAYCOVR112,118A will not cover BAYSQRD002B applications.
- ⑦ Does not contain barometric relief.
- ⑧ Max fresh air - 25%.
- ⑨ For non-continuous fan gas-heating applications, the damper opens only when the OD ambient is above 50° F.
- ⑩ It is the designer/engineer/installer's responsibility to review product specifications and technical literature to insure optimal performance and compliance to codes.
- ⑪ Temperature of mixed air entering the heat exchanger is monitored and fresh air intake may be reduced under certain conditions.
- ⑫ BAYACCDOR1A requires BAYFLTR101B & BAYACCDOR2A requires BAYFLTR201B.They are not backward compatible to BAYFLTR101/201A.
- ⑬ BAYOASH001/002 is not compatible with BAYACCDOR1A or BAYACCDOR2A.
- ⑭ When using a BAYACCDOR2A, two 18x20 filters are required.
- ⑮ Do not use with electronic thermostats.

EXISTING CURB	NEW UNIT 4DC**	USE BAYADAP0**A
BAYCURB030,38A	024-036	50
BAYCURB030,38A	042-060	52
BAYCURB033A	024-036	51
BAYCURB033A	042-060	53
BAYCURB034A	042-060	54

For dimensional/outline drawings, please refer to Product Data.
For information on Roof Curbs, please refer to the Accessories/Information Tab.

For complete equipment / combination selections, installation instructions and warranty information, please refer to Product Data/Ratings and/or Installers Guides and Limited Warranty Handbooks.

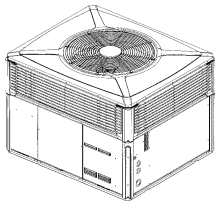
Packaged Heat Pump Convertible 2-5 Tons



4WCZ6
16.0 SEER
3-Phase

Table PK-7-A — 4WCZ6 - XL16c - Convertible Packaged Heat Pump - R-410A

Model Number	Capacity (BTUH)	SEER	EER High/Low	HSPF	Shipping Weight	MCA	Max Fuse	Sound Rating	Uncrated Dimensions (in.) H x D x W
4WCZ6 – 208-230/3/60									
4WCZ6036B3000A	36,000	16.00	12.20/17.45	8.30	468	19.7	30	70	38 x 42 x 49
4WCZ6048B3000A	47,500	16.00	12.00/17.50	8.50	607	25.2	35	72	42 x 45 x 59
4WCZ6060B3000A	57,000	15.00	11.50/15.90	8.30	623	30.0	45	74	42 x 45 x 59
4WCZ6 – 460/3/60									
4WCZ6036B4000A	36,000	16.00	12.20/17.45	8.30	468	11.9	15	70	38 x 42 x 49
4WCZ6048B4000A	47,500	16.00	12.00/17.50	8.50	607	15.3	20	72	42 x 45 x 59
4WCZ6060B4000A	57,000	15.00	11.50/15.90	8.30	623	17.0	20	74	42 x 45 x 59



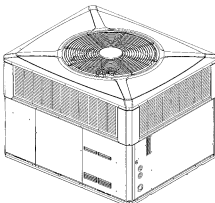
4WCZ5
15.0 SEER
3-Phase

Table PK-7-B — 4WCZ5 - XL15c - Convertible Packaged Heat Pump - R-410A

Model Number	Cooling Capacity (BTUH)	Heating Capacity (BTUH)	SEER2/EER2	HSPF2	Shipping Weight	MCA	Max Fuse	Sound Rating	Shipping Dimensions (in.) H x D x W
4WCZ5 – 208-230/3/60									
4WCZ25036E3000A	IN DEVELOPMENT PLANNED LAUNCH Q1 2023								
4WCZ25048E3000A	IN DEVELOPMENT PLANNED LAUNCH Q1 2023								
4WCZ25060E3000A	IN DEVELOPMENT PLANNED LAUNCH Q1 2023								
4WCZ5 – 208-230/1/60									
4WCZ5036E4000A	IN DEVELOPMENT PLANNED LAUNCH Q1 2023								
4WCZ5048E4000A	IN DEVELOPMENT PLANNED LAUNCH Q1 2023								
4WCZ5060E4000A	IN DEVELOPMENT PLANNED LAUNCH Q1 2023								

4WCZ5
15.0 SEER2
1-Phase

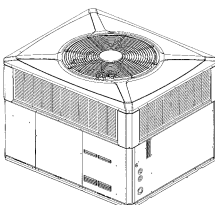
Model Number	Cooling Capacity (BTUH)	Heating Capacity (BTUH)	SEER2/EER2	HSPF2	Shipping Weight	MCA	Max Fuse	Sound Rating	Shipping Dimensions (in.) H x D x W
4WCZ5 – 208-230/1/60									
4WCZ5024E1000A	23,800	22,800	15.00/11.00	7.25	442	19.3	30	67	48 x 45 x 52
4WCZ5030E1000A	IN DEVELOPMENT PLANNED LAUNCH Q1 2023								
4WCZ5036E1000A	35,200	31,000	15.00/11.00	6.7	468	24.3	35	70	48 x 45 x 52
4WCZ5042E1000A	IN DEVELOPMENT PLANNED LAUNCH Q1 2023								
4WCZ5048E1000A	47,500	43,000	15.00/11.00	6.7	607	34.2	50	72	52 x 47 x 62
4TCC4060E1000A	56,500	55,500	14.65/11.00	7.45	623	42.0	60	74	52 x 47 x 62



4WCY4
14.0 SEER
3-Phase

Table PK-7-C — 4WCY4 - XL14c - Convertible Packaged Heat Pump - R-410A

Model Number	Capacity (BTUH)	SEER / EER	HSPF	Shipping Weight	MCA	Max Fuse	Sound Rating	Uncrated Dimensions (in.) H x D x W
4WCY4 – 208-230/3/60								
4WCY4036B3000A	36,000	14.00/11.70	8.00	468	18.4	25	69	38 x 42 x 49
4WCY4048A3000C	47,000	14.00/11.75	8.00	607	25.3	35	73	38 x 45 x 59
4WCY4060A3000C	58,000	14.00/11.50	8.00	623	28.6	45	76	42 x 45 x 59



4WCC4
13.4 SEER2
1-Phase

Table PK-7-D — 4WCC4 - XR13.4c (13.4 SEER2) - Convertible Packaged Heat Pump - R-410A

Model Number	Cooling Capacity (BTUH)	Heating Capacity (BTUH)	SEER2 / EER2	HSPF2	Shipping Weight	MCA	Max Fuse	Sound Rating	Uncrated Dimensions (in.) H x D x W
4WCC4 (13.4 SEER2) – 208-230/1/60									
4WCC4024E1000A	23,800	23,200	13.40/11.00	7.0	401	20.6	30	66.4	46 x 45 x 52
4WCC4030E1000A	29,800	28,600	13.40/11.00	7.0	430	22.6	35	70.0	48 x 45 x 52
4WCC4036E1000A	35,200	34,400	13.40/11.00	7.0	439	24.4	40	69.4	48 x 45 x 52
4WCC4042E1000A	43,000	39,000	13.40/11.00	7.0	548	28.3	45	71.5	48 x 45 x 52
4WCC4048E1000A	47,000	45,000	13.40/11.00	7.0	529	31.9	50	72.5	50 x 47 x 62
4WCC4060E1000A	57,000	55,000	13.40/11.00	7.0	594	39.0	60	77.3	52 x 47 x 62

For dimensional/outline drawings, please refer to Product Data.
For information on Roof Curbs, please refer to the Accessories/Information Tab.



TRANE

It's Hard To Stop A Trane.

Packaged Heat Pump Convertible 2-5 Tons

Table PK-8-A – Features

	4WCZ6 3-5	4WCZ5 2-5	4WCY4 3-5	4WCC4 2-5
• SEER up to.....	16.00	—	14.25	—
• SEER2 up to	—	15.00	—	13.40
• HSPF up to.....	8.20	—	8.00	—
• HSPF2 up to	—	7.45	—	6.70
• Exclusive Climatuff™ high efficiency compressor with internal overload protection	✓	✓	✓	✓
• Factory supplied charge.....	R-410A	R-410A	R-410A	R-410A
• Composite Vortica® indoor blower	✓	✓	✓	✓
• Direct drive, multi-speed ECM blower motor (high efficiency)*	—	—	—	✓
• Direct drive, variable speed ECM indoor blower motor**	✓	✓	✓	—
• All aluminum Spine Fin™ outdoor coil	✓	✓	✓	✓
• Swept-blade outdoor fan for quiet operation	✓	✓	✓	✓
• Architecturally integrated louvers.....	✓	✓	✓	—
• Polyslate gray cabinet.....	✓	✓	✓	✓
• Single stage heating & cooling.....	—	—	✓	✓
• Two stage heating & cooling.....	✓	✓	—	—
• High pressure cutout.....	✓	✓	✓	✓
• Low pressure cutout.....	✓	✓	✓	✓
• Liquid line drier - factory installed.....	✓	✓	✓	✓
• Non-bleed expansion valves on indoor and outdoor coils.....	✓	✓	✓	✓
• Pressure taps, including liquid line taps, easily accessed and protected inside compressor compartment	✓	✓	✓	✓
• Right side electrical service access for high and low voltage connections.....	✓	✓	✓	✓
• Rugged steel basepan features deep drawn duct connections	✓	✓	✓	✓
• Steeply sloped composite drainpan.....	✓	✓	✓	✓
• Ships in horizontal configuration and converts quickly for downflow	✓	✓	✓	✓
• Copper tube, aluminum fin indoor coil	✓	✓	✓	✓
• All models are certified to UL 1995.....	✓	✓	✓	✓
• 10-year compressor, 10-year outdoor coil, & 10-year all other functional parts limited warranty with registration† (Residential use).....	—	—	✓	✓
• 12-year compressor, 10-year outdoor coil, & 10-year all other functional parts limited warranty with registration† (Residential use).....	✓	✓	—	—
• Extended Warranties Available	✓	✓	✓	✓

*Constant torque ECM (electronically commutated motor).

**Constant airflow ECM (electronically commutated motor).

† Registered Limited Warranty terms are available when you register within 60 days of installation. You can register online at Trane.com or by phone at 855-260-2975, otherwise Trane's Base Limited Warranty terms will apply. Base Limited Warranty information on specific products can be found on Trane.com. Ask your dealer for full warranty information at time of purchase. Warranties are for residential and multi-family use only, some exclusions may apply.

For dimensional/outline drawings, please refer to Product Data.

For information on Roof Curbs, please refer to the Accessories/Information Tab.

For complete equipment / combination selections, installation instructions and warranty information, please refer to Product Data/Ratings and/or Installers Guides and Limited Warranty Handbooks.



Packaged Heat Pump Convertible 2-5 Tons

Table PK-9-A — Accessories

Model Number	Description	Shipping Weight	4WCZ6	4WCZ5	4WCY4	4WCC4
			2-5	2-5	2-5	2-5
BAYACCDOR1A	Hinged Filter Access Door®		3	2-3	3	2-3
BAYACCDOR2A	Hinged Filter Access Door®		4-5	4-5	4-5	3½-5
BAYACCEADP1A	Adaptor Kit for Installation of CleanEffects™ and 5" Media Filter (Horizontal)®	10	3	2-3	3	2-3
BAYACCEADP2A	Adaptor Kit for Installation of CleanEffects™ and 5" Media Filter (Horizontal)®	12	4-5	4-5	4-5	3½-5
BAYADAP050A	Adapter Curb (Cabinet A/B)		3	2-3	3	2-3
BAYADAP051A	Adapter Curb (Cabinet C)		3	2-3	3	2-3
BAYADAP052A	Adapter Curb (Cabinet A/B)		4-5	4-5	4-5	3½-5
BAYADAP053A	Adapter Curb (Cabinet C)		4-5	4-5	4-5	3½-5
BAYADAP054A	Adapter Curb (Cabinet D)		4-5	4-5	4-5	3½-5
BAYASCT001	Anti-Short Cycle Timer®		✓	✓	✓	✓
BAYCCHT102A	Crankcase Heater (230V) (Scroll)		4-5	4-5	4-5	3½-5
BAYCCHT103A	Crankcase Heater (230V) (Scroll)		3	2-3	3	2-3
BAYCCHT404B	Crankcase Heater (460V) (Scroll)		4-5	4-5	—	—
BAYCCHT405A	Crankcase Heater (460V) (Scroll)		3	3	—	—
BAYCOVR112A	12" Duct Shroud (Covers Horizontal Ducts)®		3-5	2-5	3-5	2-5
BAYCOVR118A	18" Duct Shroud (Covers Horizontal Ducts)®		3-5	2-5	3-5	2-5
BAYCURB050A	Flat Roof Full Perimeter Curb (Insulated)	74	3	2-3	3	2-3
BAYCURB051A	Flat Roof Full Perimeter Curb (Insulated)	74	3	—	4-5	3½-5
BAYDMPR101A	2-Position Motorized Damper® ① ② ③ ④ ⑤		4-5	2-3	3	2-3
BAYDMPR102A	2-Position Motorized Damper® ② ⑦ ⑧ ⑨ ⑩		—	4-5	4-5	3½-5
BAYECON101A	Economizer with Barometric Relief (Downflow)® ① ② ③ ④ ⑤ ⑥		—	—	2-3	2-3
BAYECON102A	Economizer with Barometric Relief (Downflow)® ① ② ③ ④ ⑤ ⑥		3	—	4-5	3½-5
BAYECON103A	Economizer with Barometric Relief (Downflow)® ① ② ③ ④ ⑤ ⑥	50	4-5	2-3	—	—
BAYECON104A	Economizer with Barometric Relief (Downflow)® ① ② ③ ④ ⑤ ⑥	65	—	4-5	—	—
BAYECON200A	Economizer (Horizontal)® ① ② ③ ④ ⑦		—	—	2-3	2-3
BAYECON201A	Economizer (Horizontal)® ① ② ③ ④ ⑦		—	—	4-5	3½-5
BAYENTH001A	Enthalpy Control Kit®	2	✓	✓	✓	✓
BAYEXMK001A	Extreme Conditions Mounting Kit		✓	✓	✓	✓
BAYEXMK002B	Extreme Conditions Mounting Kit		✓	✓	✓	✓
BAYEXMK003A	Extreme Conditions Mounting Kit (Used on Slab Mounts)		✓	✓	✓	✓
BAYFLTR101C	1-2" Filter Frame® -Requires one 18x25 filter (not included)	6	3	2-3	3	2-3
BAYFLTR201C	1-2" Filter Frame® ⑧ -Requires one 18x20, and one 18x18 filter (not included)	6	4-5"	4-5	4-5	3½-5
BAYLIFT002B	Lifting Lug Kit	5	✓	✓	✓	✓
BAYLOAM105A	Low Ambient Control Kit	5	—	—	✓	✓
BAYRLAY004A	Economizer Relay®	1	✓	✓	—	—
BAYRLAY006A	Economizer Relay®	1	4-5	2-5	—	3-5
BAYOSAC001B	Outside Air Control for V.S. Economizer®		3	2-3	3	2-3
BAYOSAH001A	Manual Fresh Air Damper®	6	4-5	4-5	4-5	3½-5
BAYOSAH002A	Manual Fresh Air Damper®	8	✓	✓	✓	✓
BAYQSTK300A	Start Kit (not factory installed)		3	2-3	2-3	2-3
BAYSQRD001B	16" Round Duct Adapter®	5	4-5	4-5	2-5	2-3
BAYSQRD002B	18" Round Duct Adapter®	3	3-4	2-3	2-3	2-5
BAYUTIL101B	Roof Curb Extension Kit		4-5	4-5	4-5	2-3
BAYUTIL102B	Roof Curb Extension Kit		—	—	—	3½-5

- ① Relay required with economizer on all heat pump applications.
- ② Must use filter frame when economizer/fresh air kit is used.
- ③ Dry bulb control standard with economizer.
- ④ 2-Stage cooling control required when using economizer.
- ⑤ It is the responsibility of the installing dealer to properly size the ductwork for each specific application.
- ⑥ BAYCOVR112,118A will not cover BAYSQRD002B applications.
- ⑦ Does not contain barometric relief.
- ⑧ Max fresh air - 25%.
- ⑨ For non-continuous fan gas-heating applications, the damper opens only when the OD ambient is above 50° F.
- ⑩ It is the designer/engineer/installer's responsibility to review product specifications and technical literature to insure optimal performance and compliance to codes.
- ⑪ Temperature of mixed air entering the heat exchanger is monitored and fresh air intake may be reduced under certain conditions.
- ⑫ BAYACCDOR1A requires BAYFLTR101B & BAYACCDOR2A requires BAYFLTR201B. They are not backward compatible to BAYFLTR101/201A.
- ⑬ BAYOASH001/002 is not compatible with BAYACCDOR1A or BAYACCDOR2A
- ⑭ When using a BAYACCDOR2A, two 18x20 filters are required

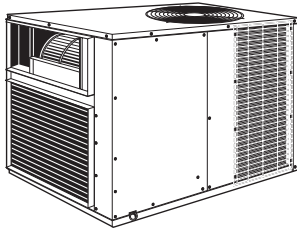
EXISTING CURB	NEW UNIT 4WC**A	USE BAYADAP**A
BAYCURB030,38A	024-036	50
BAYCURB030,38A	042-060	52
BAYCURB033A	024-036	51
BAYCURB033A	042-060	53
BAYCURB034A	042-060	54

**For dimensional/outline drawings, please refer to Product Data.
For information on Roof Curbs, please refer to the Accessories/Information Tab.**

For complete equipment / combination selections, installation instructions and warranty information, please refer to Product Data/Ratings and/or Installers Guides and Limited Warranty Handbooks.


TRANE®
It's Hard To Stop A Trane.®

Packaged Heat Pump Over/Under 2-3.5 Tons



4WHC4
13.4 SEER2
1-Phase

- Climatuff® compressor
- Over (supply) under (return) air
- Compressor internal overload protection
- Solenoid operated switchover valve
- Demand defrost control system
- Multi-speed direct drive blower motor
- High efficiency multi-speed ECM indoor motor.
- Weather resistant Powder Paint
- Copper tube, aluminum plate fin coils
- Top discharge condensing fan
- Factory installed wrap-around coil guard
- Top access to supplementary heat
- Pressure taps for refrigerant checks
- Polarized plug for easy field connection of low voltage to supplementary heaters
- Low ambient cooling to 55°F as manufactured
- Low ambient cooling to 0°F with accessory BAYLOAM011A
- All models are certified to UL 1995
- 10-year registered limited warranty on compressor, outdoor coil and all other functional parts† (Residential Use)
- Optional extended warranties

Table PK-10-A – XR13.4 (13.4 SEER2) – Over/Under Horizontal Packaged Heat Pump – R-410A

Model No.	Cooling Capacity (BTUH)	Heating Capacity (BTUH)	SEER2/EER2	HSPF2	Shipping Weight (lbs)	MCA*	Max Fuse*	Sound Rating	Shipping Dimensions (in.) H X D X W
4WHC4024B1000A	24,200	22,200	13.40/10.60	6.7	322	18.5	25	74.0	36 x 34 x 48
4WHC4030B1000A	29,400	26,600	13.40/10.60	6.7	322	20.9	30	74.0	36 x 34 x 48
4WHC4036B1000A	35,400	33,000	13.40/10.60	6.7	322	26.0	40	75.0	36 x 34 x 48
4WHC4042B1000A	39,000	35,800	13.40/10.60	6.7	353	29.7	45	75.0	36 x 34 x 48
Tons	Supply H x W	Return H x W							
2 – 3½	8¾ x 27¾	16¾ x 27¾							

Dimensions are in inches. See Outline Dimensions.

* Information subject to change. Please confirm with current Product Data/Service Facts for current factory production. Compressor Types are: R1 = Reciprocating One Cylinder, R2 = Reciprocating Two Cylinder, S = Scroll

Table PK-10-B – Supplementary Heaters – Heater Matrix

Model No.①	Power Supply	kW Ratings	Used With	Shipping Weight
BAYHTRC106A	208/240/1/60	4.33/5.76 kW	4WHC4024-42	9
BAYHTRC109A	208/240/1/60	6.12/8.16 kW	4WHC4036-42	10
BAYHTRC111A	208/240/1/60	7.98/10.56 kW	4WHC4024-42	10
BAYHTRC117A	208/240/1/60	12.98/17.28 kW	4WHC4030-42	23

Table PK-10-C – Accessories/Comfort Controls

Model No.	Description	Used With	Shipping Weight
BAYASCT00① ② ③	Anti-Short Cycle Timer	All 4WHC4 Models	1
BAYECMT003A	Extreme Conditions Mounting Kit (Slab or Rack Mount)	All 4WHC4 Models	2
BAYLOAM011A	Low Ambient Cooling Kit	All 4WHC4 Models	5
TAYASCT501A③	5 Minute Delay Relay	All 4WHC4 Models	2
TCONT402A	3Heat/2Clg (Heat Pump/A/C)	All 4WHC4 Models	1
TCONT602A	2Heat/2Clg (Heat Pump/A/C)	All 4WHC4 Models	1
TCONT802A	3Heat/2Clg (Heat Pump/A/C)	All 4WHC4 Models	1
TCONT803A	3Heat/2Clg (Heat Pump/A/C) w/Humidity Display	All 4WHC4 Models	1

① Heaters must have an "A" in eleventh digit to work on 4WHC4 models.

② Not for use with electronic thermostats.

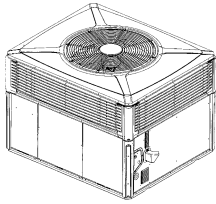
③ Activated on Power Off.

† Registered Limited Warranty terms are available when you register within 60 days of installation. You can register online at Trane.com or by phone at 855-260-2975, otherwise Trane's Base Limited Warranty terms will apply. Base Limited Warranty information on specific products can be found on Trane.com. Ask your dealer for full warranty information at time of purchase. Warranties are for residential and multi-family use only, some exclusions may apply.

For dimensional/outline drawings, please refer to Product Data.
For information on Roof Curbs, please refer to the Accessories/Information Tab.

For complete equipment / combination selections, installation instructions and warranty information, please refer to Product Data/Ratings and/or Installers Guides and Limited Warranty Handbooks.

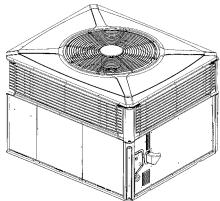
Packaged Gas/Electric Convertible 2-5 Tons



4YCZ6
16.0 SEER
3-Phase

Table PK-11-A — 4YCZ6 - XL16c - Convertible Packaged Gas/Electric - R-410A

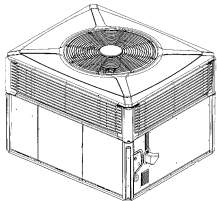
Model Number	Cooling Capacity (BTUH)	Heating Capacity Output (1 Stg./2 Stg.)	SEER	EER High/Low	AFUE (%)	Shipping Weight	MCA	Max Fuse	Sound Rating	Uncrated Dimensions (in.) H x D x W
4YCZ6 – 208-230/1/60										
4YCZ6036A3075C	35,600	45,000/60,000	16.60	12.00/13.60	80.0	488	19.7	30	70	38 x 42 x 49
4YCZ6036A3096C	35,600	57,600/77,000	16.60	12.00/13.60	80.0	493	19.7	30	70	38 x 42 x 49
4YCZ6048A3096C	48,000	57,600/77,000	16.00	12.00/13.48	80.0	659	25.2	35	71	42 x 45 x 59
4YCZ6048A3120C	48,000	72,000/96,000	16.00	12.00/13.48	80.0	665	25.2	35	71	42 x 45 x 59
4YCZ6060A3120C	57,500	72,000/96,000	15.10	11.40/12.65	80.0	676	28.6	40	73	42 x 45 x 59
4YCZ6 – 460/3/60										
4YCZ6036A4075D	35,600	45,000/60,000	16.60	12.00/13.60	79.0	488	11.9	15	70	38 x 42 x 49
4YCZ6036A4096D	35,600	57,600/77,000	16.60	12.00/13.60	80.0	493	11.9	15	70	38 x 42 x 49
4YCZ6048A4096D	48,000	57,600/77,000	16.00	12.00/13.48	80.0	659	15.3	20	71	42 x 45 x 59
4YCZ6048A4120D	48,000	72,000/96,000	16.00	12.00/13.48	80.0	665	15.3	20	71	42 x 45 x 59
4YCZ6060A4120D	57,500	72,000/96,000	15.10	11.40/12.65	80.0	676	17.2	20	73	42 x 45 x 59



4YCZ5
15.0 SEER2
1-Phase

Table PK-11-B — 4YCZ5 - XL15c - Convertible Packaged Gas/Electric - R-410A

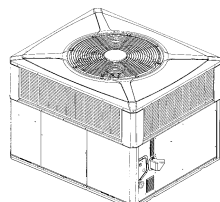
Model Number	Cooling Capacity (BTUH)	Gas Capacity Heating Output	SEER2/EER2	AFUE (%)	Shipping Weight	MCA	Max Fuse	Sound Rating	Shipping Dimensions (in.) H x D x W
4YCZ5 – 208-230/1/60									
4YCZ5024E1060	24,000	60,000	15.00/11.00	81.0	440	19.5	30	65.4	36 x 44 x 51
4YCZ5030E1**	IN DEVELOPMENT PLANNED LAUNCH Q1 2023								
4YCZ5036E1070	35,200	70,000	15.00/11.00	81.0	493	24.2	35	70.0	38 x 44 x 51
4YCZ5036E1090	35,200	90,000	15.00/11.00	81.0	498	24.2	35	70.0	38 x 44 x 51
4YCZ5042E1**	IN DEVELOPMENT PLANNED LAUNCH Q1 2023								
4YCZ5048E1090	47,500	90,000	15.00/11.00	81.0	659	34.1	50	71.0	42 x 44 x 51
4YCZ5048E1115	47,500	115,000	15.00/11.00	81.0	665	34.1	50	71.0	42 x 44 x 51
4YCZ5060E1060	57,500	60,000	15.00/10.90	81.0	676	38.0	60	73.0	42 x 44 x 51



4YCY4
14.0 SEER
3-Phase

Table PK-11-C — 4YCY4 - XL14c - Convertible Packaged Gas/Electric - R-410A

Model Number	Cooling Capacity (BTUH)	Heating Capacity Input/Output	SEER/EER	AFUE (%)	Shipping Weight	MCA	Max Fuse	Sound Rating	Uncrated Dimensions (in.) H x D x W
4YCY4 – 208-230/3/60									
4YCY4036B3075A	38,000	45,000/60,000	14.30/12.00	80.0	488	18.5	25	69	38 x 42 x 49
4YCY4036B3096A	38,000	57,600/77,000	14.20/12.00	80.0	493	18.5	25	69	38 x 42 x 49
4YCY4048B3096A	48,000	57,600/77,000	14.20/12.00	80.0	653	25.3	35	73	38 x 45 x 59
4YCY4048B3120A	48,000	72,000/96,000	14.20/11.90	80.0	659	25.3	35	73	38 x 45 x 59
4YCY4060A3120B	58,500	72,000/96,000	14.30/12.00	80.0	676	28.6	40	76	42 x 45 x 59



4YCC4
13.4 SEER2
1-Phase

Table PK-11-D — 4YCC4 - XR13.4c (13.4 SEER2) - Convertible Packaged Gas/Electric - R-410A

Model Number	Cooling Capacity (BTUH)	Gas Heating Capacity Input/Output	SEER2/EER2	AFUE (%)	Shipping Weight	MCA	Max Fuse	Sound Rating	Shipping Dimensions (in.) H x D x W
4YCC4 – 208-230/1/60									
4YCC4024E1060	23,200	60,000	13.40/11.00	81.0	432	16.7	25	66.6	46 x 45 x 52
4YCC4030E1070	28,000	70,000	13.40/11.00	81.0	451	20.8	30	70.0	48 x 45 x 52
4YCC4036E1070	36,400	70,000	13.40/11.00	81.0	438	26.2	40	69.3	48 x 45 x 52
4YCC4036E1090	36,400	90,000	13.40/11.00	81.0	453	26.2	40	69.3	48 x 45 x 52
4YCC4042E1060	39,500	60,000	13.40/11.00	81.0	555	28.3	45	74.6	46 x 47 x 62
4YCC4042E1090	39,500	90,000	13.40/11.00	81.0	561	28.3	45	74.6	46 x 47 x 62
4YCC4048E1070	46,000	70,000	13.40/11.00	81.0	552	31.8	50	72.5	50 x 47 x 62
4YCC4048E1090	46,000	90,000	13.40/11.00	81.0	557	31.8	50	72.5	50 x 47 x 62
4YCC4060E1090	57,000	90,000	13.40/11.00	81.0	580	39.1	60	73.1	50 x 47 x 62
4YCC4060E1115	57,000	115,000	13.40/11.00	81.0	586	39.1	60	73.1	50 x 47 x 62

For dimensional/outline drawings, please refer to Product Data.

For information on Roof Curbs, please refer to the Accessories/Information Tab.

For complete equipment / combination selections, installation instructions and warranty information, please refer to Product Data/Ratings and/or Installers Guides and Limited Warranty Handbooks.



Packaged Gas/Electric Convertible 2-5 Tons

Table PK-12-A — Features

	4YCZ6 2-5	4YCY5 2-5	4YCY4 2-5	4YCC4 2-5
• SEER up to.....	16.60	—	14.30	—
• SEER2 up to.....	—	15.25	—	14.00
• Exclusive Climatuff™ high efficiency compressor with internal overload protection	✓	✓	✓	✓
• Factory supplied charge	R-410A	R-410A	R-410A	R-410A
• Composite Vortica® indoor blower.....	✓	✓	✓	✓
• Direct drive, variable speed ECM blower motor**	✓	✓	✓	✓
• All aluminum Spine Fin™ outdoor coil.....	✓	✓	✓	✓
• Swept-blade outdoor fan for quiet operation	✓	✓	✓	✓
• Architecturally integrated louvers and corner guards.....	✓	✓	✓	✓
• Polyslate gray cabinet.....	✓	✓	✓	✓
• Stainless steel heat exchanger and burners.....	✓	✓	✓	✓
• Single stage cool.....	—	—	✓	✓
• Single stage gas	—	—	—	✓
• 2-stage cooling.....	✓	✓	—	—
• 2-stage gas	✓	✓	✓	—
• High pressure cutout.....	✓	✓	✓	✓
• Low pressure cutout.....	✓	✓	✓	✓
• Liquid line drier - factory installed	✓	✓	✓	✓
• Non-bleed expansion valves on indoor coil.....	✓	✓	✓	✓
• Pressure taps, including liquid line taps, easily accessed and protected inside compressor compartment	✓	✓	✓	✓
• Right side electrical service access for high and low voltage connections	✓	✓	✓	✓
• Rugged steel basepan features deep drawn duct connections.....	✓	✓	✓	✓
• Steeply sloped composite drainpan	✓	✓	✓	✓
• Ships in horizontal configuration and converts quickly for downflow	✓	✓	✓	✓
• Copper tube, aluminum fin indoor coil.....	2	2	✓	2-4
• All aluminum indoor coil.....	✓	✓	✓	—
• All models are certified to ANSI Z21.47/CSA 2.3.....	✓	✓	—	—
• 20-year heat exchanger, 12-year compressor, 10-year coils, & 10-year all other functional parts limited warranty with registration† (Residential use).....	—	—	✓	✓
• 20-year heat exchanger, 10-year compressor, 10-year coils, & 10-year all other functional parts limited warranty with registration† (Residential use).....	✓	✓	—	—
• Extended warranties available	✓	✓	✓	✓

**Constant airflow ECM (electronically commutated motor).

† Registered Limited Warranty terms are available when you register within 60 days of installation. You can register online at Trane.com or by phone at 855-260-2975, otherwise Trane's Base Limited Warranty terms will apply. Base Limited Warranty information on specific products can be found on Trane.com. Ask your dealer for full warranty information at time of purchase. Warranties are for residential and multi-family use only, some exclusions may apply.

**For dimensional/outline drawings, please refer to Product Data.
For information on Roof Curbs, please refer to the Accessories/Information Tab.**

For complete equipment / combination selections, installation instructions and warranty information, please refer to Product Data/Ratings and/or Installers Guides and Limited Warranty Handbooks.



Packaged Gas/Electric Convertible 2-5 Tons

Table PK-13-A — Accessories

Model Number	Description	Shipping Weight	4YCZ6 3-5	4YCZ5 2-5	4YCY4 3-5	4YCC4 2-5
BAYACCDOR1A.....	Hinged Filter Access Door®		3	2-3	3	2-3
BAYACCDOR2A.....	Hinged Filter Access Door®		4-5	4-5	4-5	3½-5
BAYACCEADP1A.....	Adaptor Kit for Installation of CleanEffects™ and 5" Media Filter (Horizontal)®	10	3	2-3	3	2-3
BAYACCEADP2A.....	Adaptor Kit for Installation of CleanEffects™ and 5" Media Filter (Horizontal)®	12	4-5	4-5	4-5	3½-5
BAYADAP050A.....	Adapter Curb (Cabinet A/B)		3	2-3	3	2-3
BAYADAP051A.....	Adapter Curb (Cabinet C)		3	2-3	3	2-3
BAYADAP052A.....	Adapter Curb (Cabinet A/B)		4-5	4-5	4-5	3½-5
BAYADAP053A.....	Adapter Curb (Cabinet C)		4-5	4-5	4-5	3½-5
BAYADAP054A.....	Adapter Curb (Cabinet D)		4-5	4-5	4-5	3½-5
BAYASCT001.....	Anti-Short Cycle Timer③.....		✓	✓	✓	✓
BAYCCHT102A.....	Crankcase Heater (230v) (Scroll)		—	—	—	3½-5
BAYCCHT103A.....	Crankcase Heater (230V) (Scroll).....		3	2-3	3	2-3
BAYCCHT404B.....	Crankcase Heater (460v) (Scroll)		4-5	4-5	—	—
BAYCCHT405A.....	Crankcase Heater (460v) (Scroll)		3	3	—	—
BAYCOVR112A.....	12" Duct Shroud (Covers Horizontal Ducts)®.....		3-5	2-5	3-5	2-5
BAYCOVR118A.....	18" Duct Shroud (Covers Horizontal Ducts)®.....		3-5	2-5	3-5	2-5
BAYCURB050A.....	Flat Roof Full Perimeter Curb (Insulated)	74	3	3	3	2-3
BAYCURB051A.....	Flat Roof Full Perimeter Curb (Insulated)	74	4-5	4-5	4-5	3½-5
BAYDMPR101A.....	Motorized Fresh Air Damper① ⑦ ⑧ ⑨ ⑩.....		3	2-3	3	2-3
BAYDMPR102A.....	Motorized Fresh Air Damper① ⑦ ⑧ ⑨ ⑩.....		4-5	4-5	4-5	3½-5
BAYECON101A.....	Economizer with Barometric Relief (Downflow)① ② ③ ④ ⑤.....	50	—	—	3	2-3
BAYECON102A.....	Economizer with Barometric Relief (Downflow)① ② ③ ④ ⑤.....	65	—	—	4-5	3½-5
BAYECON103A.....	Economizer with Barometric Relief (Downflow)① ② ③ ④ ⑤.....		3	2-3	—	—
BAYECON104A.....	Economizer with Barometric Relief (Downflow)① ② ③ ④ ⑤.....		4-5	4-5	—	—
BAYECON200A.....	Economizer (Horizontal)① ② ③ ④.....	85	—	—	3	2-3
BAYECON201A.....	Economizer (Horizontal)① ② ③ ④.....	85	—	—	4-5	3½-5
BAYECON203A.....	Economizer (Horizontal)① ② ③ ④.....		3	2-3	—	—
BAYECON204A.....	Economizer (Horizontal)① ② ③ ④.....		4-5	4-5	—	—
BAYENTH001A.....	Enthalpy Control Kit②.....	2	✓	✓	✓	✓
BAYEXMK001A.....	Extreme Conditions Mounting Kit (Used on BAYCURB & BAYADAP).....		✓	✓	✓	✓
BAYEXMK002B.....	Extreme Conditions Mounting Kit (Used on BAYUTIL).....		✓	✓	✓	✓
BAYEXMK003A.....	Extreme Conditions Mounting Kit (Used on Slab Mounts).....		✓	✓	✓	✓
BAYFLTR101C.....	1-2" Filter Frame1 -Requires one 18x25 filter (not included).....	6	3	2-3	3	2-3
BAYFLTR201C.....	1-2" Filter Frame1 r -Requires one 18x20, and one 18x18 filter (not inc).....	6	4-5	4-5	4-5	3½-5
BAYLIFT002B.....	Lifting Lug Kit.....	5	✓	✓	✓	✓
BAYLOAM105A.....	Low Ambient Control Kit.....	5	✓	✓	✓	✓
BAYLPKT100A.....	LP Conversion Kit.....		115K	115K	115K	115K
BAYLPKT101A.....	LP Conversion Kit.....		60K,90K	60K, 90K	60K,90K	60K, 90K
BAYLPKT102A.....	LP Conversion Kit.....		70K	70K	70K	70K
BAYOSAC001B.....	Outside Air Control for V.S. Economizere.....		3-5	3,4,5	—	—
BAYOSAH001A.....	Manual Fresh Air Damper①.....	6	3	2-3	3	2-3
BAYOSAH002A.....	Manual Fresh Air Damper①.....	8	4-5	4-5	4-5	3½-5
BAYQSTK301A.....	Start Kit (not factory installed).....		✓	✓	—	✓
BAYSQRD001B.....	16" Round Duct Adapter®.....	5	3-5	2-3	3-5	2-3
BAYSQRD002B.....	18" Round Duct Adapter®.....	3	3-5	4-5	3-5	2-5
BAYUTIL101B.....	Roof Curb Utility Extension Kit.....		3	2-3	3	2-3
BAYUTIL102B.....	Roof Curb Utility Extension Kit.....		4-5	4-5	4-5	3½-5

- ① Must use filter frame when economizer/fresh air kit is used.
- ② Dry bulb control standard with economizer.
- ③ 2-Stage cooling control required when using economizer.
- ④ Do not use with electronic thermostats.
- ⑤ It is the responsibility of the installing dealer to properly size the ductwork for each specific application.
- ⑥ BAYCOVR112,118A will not cover BAYSQRD002B applications.
- ⑦ Does not contain barometric relief.
- ⑧ Max fresh air - 25%.
- ⑨ For non-continuous fan gas-heating applications, the damper opens only when the OD ambient is above 50° F.
- ⑩ It is the designer/engineer/installer's responsibility to review product specifications and technical literature to insure optimal performance and compliance to codes.
- ⑪ Temperature of mixed air entering the heat exchanger is monitored and fresh air intake may be reduced under certain conditions.
- ⑫ BAYACCDOR1A requires BAYFLTR101B & BAYACCDOR2A requires BAYFLTR201B. They are not backward compatible to BAYFLTR101/201A.
- ⑬ BAYOASH001/002 is not compatible with BAYACCDOR1A or BAYACCDOR2A
- ⑭ When using a BAYACCDOR2A, two 18x20 filters are required

EXISTING CURB	NEW UNIT 4YC**A	USE BAYADAP0**A
BAYCURB030,38A	024-036	50
BAYCURB030,38A	042-060	52
BAYCURB033A	024-036	51
BAYCURB033A	042-060	53
BAYCURB034A	042-060	54

**For dimensional/outline drawings, please refer to Product Data.
For information on Roof Curbs, please refer to the Accessories/Information Tab.**

For complete equipment / combination selections, installation instructions and warranty information, please refer to Product Data/Ratings and/or Installers Guides and Limited Warranty Handbooks.



It's Hard To Stop A Trane.®

Single Power Entry Kits Packaged Convertible 2-5 Tons

	SINGLE POWER ENTRY KIT	HEATER	4TCC4	4WCC4	4WCZ6
1-Phase (208-230v)	BAYSPEK060	BAYHTRV105	2-5	2-3.5	2-3
		BAYHTRV108	2-5	—	—
		BAYHTRV110	2-4	—	—
	BAYSPEK062	BAYHTRV105	—	4-5	4-5
		BAYHTRV108	—	2-5	2-5
		BAYHTRV110	5	2-5	2-5
	BAYSPEK063	BAYHTRV115	2.5-5	2.5-5	3-5
		BAYHTRV120	4-5	3.5-5	4-5

	SINGLE POWER ENTRY KIT	HEATER	4WCY4	4WCZ5*	4WCZ6
3-Phase (208-230v)	BAYSPEK064	BAYHTRV315	3-5	3-5	3-5
		BAYHTRV320	4-5	4-5	4-5
	BAYSPEK065	BAYHTRV310	5	5	5
	BAYSPEK061	BAYHTRV305	3-5	3-5	3-5
		BAYHTRV308	3-5	3-5	3-5
		BAYHTRV310	3-4	3-4	3-4
		BAYHTRV315	—	—	—
	BAYSPEK061	BAYHTRV405	—	3-5	3-5
		BAYHTRV408	—	3-5	3-5
		BAYHTRV410	—	3-5	3-5
		BAYHTRV415	—	3-5	3-5
		BAYHTRV420	—	4-5	4-5

* 15 SEER2 launching in January 2023

**For dimensional/outline drawings, please refer to Product Data.
For information on Roof Curbs, please refer to the Accessories/Information Tab.**

For complete equipment / combination selections, installation instructions and warranty information, please refer to Product Data/Ratings and/or Installers Guides and Limited Warranty Handbooks.



It's Hard To Stop A Trane.®

Supplemental Heater Table Packaged Convertible 2-5 Tons

1-PHASE (208-230v) Model Number	BAYHTRV105 3.76/5.0 kW	BAYHTRV108 6.0/8.0 kW	BAYHTRV110 7.50/10.0 kW	BAYHTRV115 11.27/15.0 kW	BAYHTRV120 15.00/20.0 kW	BAYHTRV125 18.78/25.0 kW
4TCC4024E1	Y	Y	Y	-	-	-
4TCC4030E1	Y	Y	Y	Y	-	-
4TCC4036E1	Y	Y	Y	Y	-	-
4TCC4042E1	Y	Y	Y	Y	Y	Y
4TCC4048E1	Y	Y	Y	Y	Y	Y
4TCC4060E1	Y	Y	Y	Y	Y	Y
4WCC4024E1	Y	Y	Y	-	-	-
4WCC4030E1	Y	Y	Y	Y	-	-
4WCC4036E1	Y	Y	Y	Y	-	-
4WCC4042E1	Y	Y	Y	Y	-	-
4WCC4048E1	Y	Y	Y	Y	Y	-
4WCC4060E1	Y	Y	Y	Y	Y	Y
4WCZ5024E1	Y	Y	Y	-	-	-
4WCZ5030E1	IN DEVELOPMENT: Available January 2023					
4WCZ5036E1	Y	Y	Y	Y	-	-
4WCZ5042E1	IN DEVELOPMENT: Available January 2023					
4WCZ5048E1	Y	Y	Y	Y	Y	-
4WCZ5060E1	Y	Y	Y	Y	Y	Y

Note: 4WCZ5030A1* and 4WCZ5042A1 in development for a Q1 2023 launch

3-PHASE (208-230v) Model Number	BAYHTRV305 3.76/5.0 kW	BAYHTRV308 6.0/8.0 kW	BAYHTRV310 7.50/10.0 kW	BAYHTRV315 11.27/15.0 kW	BAYHTRV320 15.00/20.0 kW	BAYHTRV325 18.78/25.0 kW
4WCY4036A3	Y	Y	Y	Y	-	-
4WCY4048A3	Y	Y	Y	Y	Y	Y
4WCY4060B3	Y	Y	Y	Y	Y	Y
4WCZ5036E3	IN DEVELOPMENT: Available January 2023					
4WCZ5048E3	IN DEVELOPMENT: Available January 2023					
4WCZ5060E3	IN DEVELOPMENT: Available January 2023					
4WCZ6036B3	Y	Y	Y	Y	-	-
4WCZ6048B3	Y	Y	Y	Y	Y	Y
4WCZ6060B3	Y	Y	Y	Y	Y	Y

Note: 4WCZ50***3 family in development for a Q1 2023 launch

3-PHASE (460v) Model Number	BAYHTRV405 3.76/5.0 kW	BAYHTRV408 6.0/8.0 kW	BAYHTRV410 7.50/10.0 kW	BAYHTRV415 11.27/15.0 kW	BAYHTRV420 15.00/20.0 kW	BAYHTRV425 18.78/25.0 kW
4WCZ5036E4	IN DEVELOPMENT: Available January 2023					
4WCZ5048E4	IN DEVELOPMENT: Available January 2023					
4WCZ5060E4	IN DEVELOPMENT: Available January 2023					
4WCZ6036B4	Y	Y	Y	Y	-	-
4WCZ6048B4	Y	Y	Y	Y	Y	Y
4WCZ6060B4	Y	Y	Y	Y	Y	Y

Note: 4WCZ50***4 family in development for a Q1 2023 launch

**For dimensional/outline drawings, please refer to Product Data.
For information on Roof Curbs, please refer to the Accessories/Information Tab.**

For complete equipment / combination selections, installation instructions and warranty information, please refer to Product Data/Ratings and/or Installers Guides and Limited Warranty Handbooks.

