⚠ WARNING
HAZARDOUS VOLTAGE!

DISCONNECT ALL ELECTRIC POWER INCLUDING REMOTE DISCONNECTS AND FOLLOW LOCK OUT AND TAG PROCEDURES BEFORE SERVICING. INSURE THAT ALL MOTOR CAPACITORS HAVE DISCHARGED STORED VOLTAGE. UNITS WITH VARIABLE SPEED DRIVE, REFER TO DRIVE INSTRUCTIONS FOR CAPACITOR DISCHARGE. FAILURE TO DO THE ABOVE COULD RESULT IN DEATH OR SERIOUS INJURY.

⚠ AVERTISSEMENT
TENSION DANGEREUSE!

COUPER TOUTES LES TENSIONS ET OUVRIR LES SECTIONNEURS À DISTANCE, PUIS SUIVRE LES PROCÉDURES DE VERROUILLAGE ET DES ÉTIQUETTES AVANT TOUTE INTERVENTION. VÉRIFIER QUE TOUS LES CONDENSATEURS DES MOTEURS SONT DÉCHARGÉS. DANS LE CAS D'UNITÉS COMPORTANT DES ENTRAÎNEMENTS À VITESSE VARIABLE, SE REPORTER AUX INSTRUCTIONS DE L'ENTRAÎNEMENT POUR DÉCHARGER LES CONDENSATEURS. NE PAS RESPECTER CES MESURES DE PRÉCAUTION PEUT ENTRAÎNER DES BLESSURES GRAVES POUVANT ÉTRE MORTELLES.

⚠ ADVERTENCIA
¡VOLTAJE PELIGROSO!

DESCONECTE TODA LA ENERGÍA ELÉCTRICA, INCLUSO LAS DESCONEXIONES REMOTAS Y SIGA LOS PROCEDIMIENTOS DE CIERRE Y ETIQUETADO ANTES DE PROCEDER AL SERVICIO. ASEGÚRESE DE QUE TODOS LOS CAPACITORES DEL MOTOR HAYAN DESCARGADO EL VOLTAJE ALMACENADO. PARA LAS UNIDADES CON TRANSMISIÓN DE VELOCIDAD VARIABLE, CONSULTE LAS INSTRUCCIONES PARA LA DESCARGA DEL CONDENSADOR.

EL NO REALIZAR LO ANTERIORMENTE INDICADO, PODRÍA OCASIONAR LA MUERTE O SERIAS LESIONES PERSONALES.

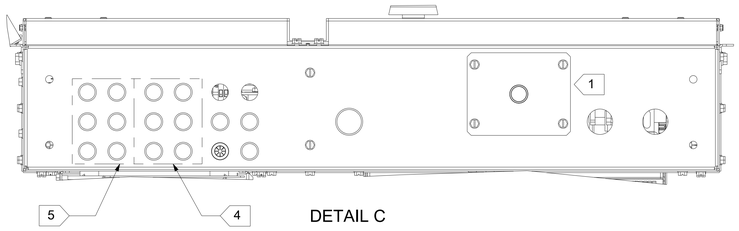

DETAIL C

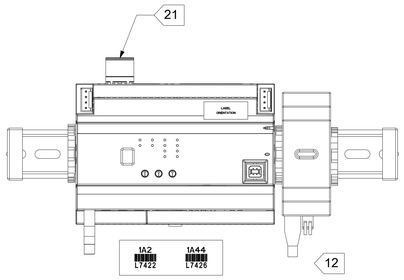

DETAIL A

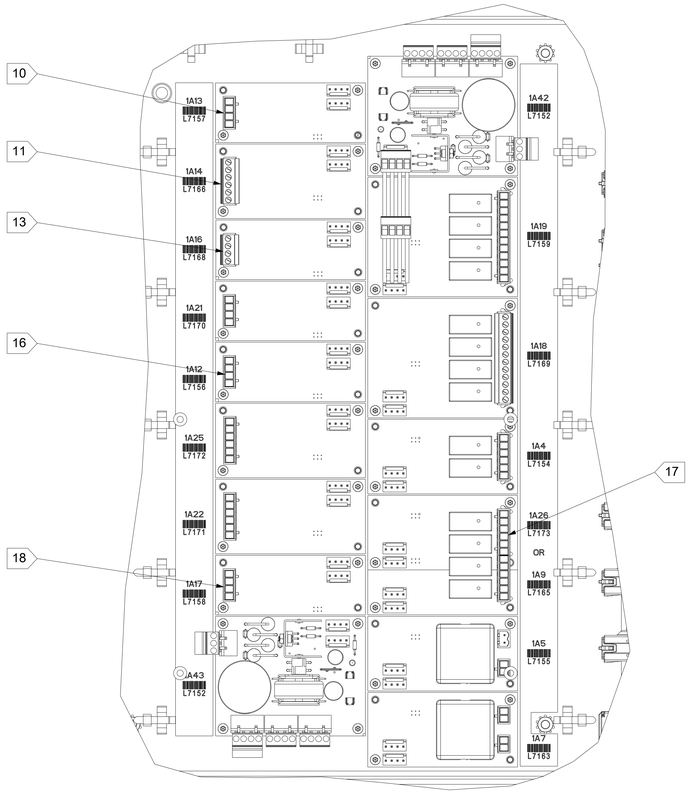

DETAIL B

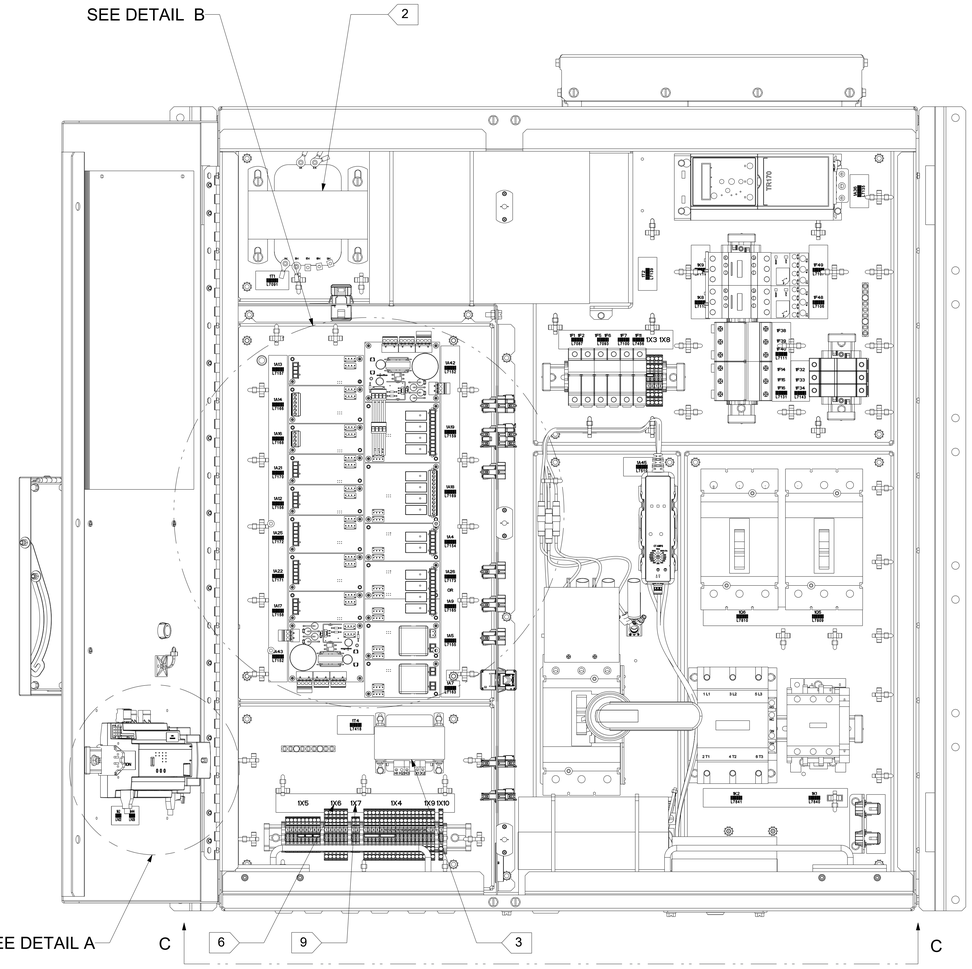

SHOWN WITHOUT DOORS 20

1. LINE VOLTAGE ENTRANCE (SEE UNIT NAMEPLATE)
2. POWER SECTION
3. CONTROLS SECTION
4. CUSTOMER CONTROL POWER HAZARDOUS VOLTAGE ENTRANCE
5. CUSTOMER CONTROL POWER LOW VOLTAGE ENTRANCE
6. FREEZE PROTECTION SEPARATE 115/60/1 CUSTOMER POWER IS REQUIRED.
7. UNIT STATUS PROGRAMMABLE RELAY OUTPUTS. SEPARATE 115/60/1 OR 220/50/1 CUSTOMER POWER IS REQUIRED. (6K8-6K15)
8. CIRCUIT 1 DISCONNECT (OPTIONAL)
9. CUSTOMER SUPPLIED PUMP COMMAND SPEED SIGNAL
10. EXTERNAL AUTO STOP AND EMERGENCY STOP INPUTS (6K4 AND 6K5)
11. EXTERNAL DEMAND LIMIT AND CHILLED WATER SETPOINT INPUTS (4-20MH OR 2-10V) (OPTIONAL)
12. TRACER COMMUNICATIONS (COMM=LCI)
13. ICE MAKING CONTROL (6K6) , HEATING/COOLING SELECTOR OR PARTIAL HEAT RECOVERY COMMAND (6K7) (OPTIONAL)
14. ACROSS LINE STARTER CIRCUIT 1
15. ACROSS LINE STARTER CIRCUIT 2
16. CHILLED WATER PUMP FAULT (6F1 AND 6F2)
17. EVAP WATER PUMP RUN SIGNAL
18. PHASE PROTECTION INPUT (6K1 AND 6K2)
19. REFER TO CGAM ELECTRICAL SCHEMATIC FOR SPECIFIC CONNECTION
20. INFORMATION AND NOTES PERTAINING TO WIRING INSTALLATION.
21. BAC NET COMMUNICATIONS (COMM=BCNT)

NOTICE
USE COPPER CONDUCTORS ONLY!
UNIT TERMINALS ARE NOT DESIGNED TO ACCEPT OTHER TYPES OF CONDUCTORS.
FAILURE TO DO THE ABOVE COULD RESULT IN EQUIPMENT DAMAGE.

AVIS
N'UTILISER QUE DES CONDUCTEURS EN CUIVRE!
LES BORNES DE L'UNITÉ NE SONT PAS CONCUES POUR RECEVOIR D'AUTRES TYPES DE CONDUCTEURS.
FAIRE DÉFAUT À LA PROCÉDURE CI-DESSUS PEUT ENTRAÎNER DES DOMMAGES À L'ÉQUIPEMENT.

AVISO
¡UTILICE ÚNICAMENTE CONDUCTORES DE COBRE!
LAS TERMINALES DE LA UNIDAD NO ESTÀN DISEÑADAS PARA ACEPTAR OTROS TIPOS DE CONDUCTORES.
NO SEGUIR LAS INSTRUCCIONES ANTERIORES PUEDE PROVOCAR DAÑOS EN EL EQUIPO.

UNLESS OTHERWISE SPECIFIED
- REMOVE ALL BURRS AND SHARP CORNERS
- WELD SYMBOLS TO BE IN ACCORDANCE WITH ANSI/AWS A2.4
- ALL DIMENSIONS ARE IN MILLIMETERS.

ALL DIMENSIONS = ±
ANGLES = ± °
HOLE DIA = +

WARNING: THE EXPORT OR REEXPORT OF THIS DRAWING OR A PRODUCT PRODUCED BY THIS DRAWING IS SUBJECT TO U.S. EXPORT ADMINISTRATION REGULATIONS AND OTHER APPLICABLE GOVERNMENT RESTRICTIONS OR REGULATIONS.

PROPRIETARY NOTICE

THIS DRAWING CONTAINS CONFIDENTIAL AND TRADE SECRET INFORMATION, IS THE PROPERTY OF TRANE, AND IS GIVEN TO THE RECEIVER IN CONFIDENCE. THE RECEIVER BY RECEPTION AND RETENTION OF THE DRAWING ACCEPTS THE DRAWING IN CONFIDENCE AND AGREES THAT, EXCEPT AS AUTHORIZED IN WRITING BY TRANE, IT WILL (1) NOT USE THE DRAWING OR ANY COPY THEREOF OR THE CONFIDENTIAL OR TRADE SECRET INFORMATION THEREIN; (2) NOT COPY THE DRAWING; (3) NOT DISCLOSE TO OTHERS EITHER THE DRAWING OR THE CONFIDENTIAL OR TRADE SECRET INFORMATION THEREIN; AND (4) UPON COMPLETION OF THE NEED TO RETAIN THE DRAWING, OR UPON DEMAND, RETURN THE DRAWING, ALL COPIES THEREOF, AND ALL MATERIAL COPIED THEREFROM.

THIRD ANGLE PROJECTION

DRAWN: EVEN CHEN
© DATE: 22-NOV-2022
DO NOT SCALE DRAWING
DRAWING CONFORMS TO ASME Y14.5 - 2009

COPYRIGHT
TRANE
ALL RIGHTS RESERVED

TRANE®

NAME: **DIAGRAM; FIELD LAYOUT, CGAM REFRESH SLANT UNITS**

DESCRIPTION

SIZE	ESTIMATED WEIGHT (UNLESS OTHERWISE SPECIFIED)	DRAWING NO.	SHEET	REVISION
E	NA	57193885	1 OF 1	B

B.3