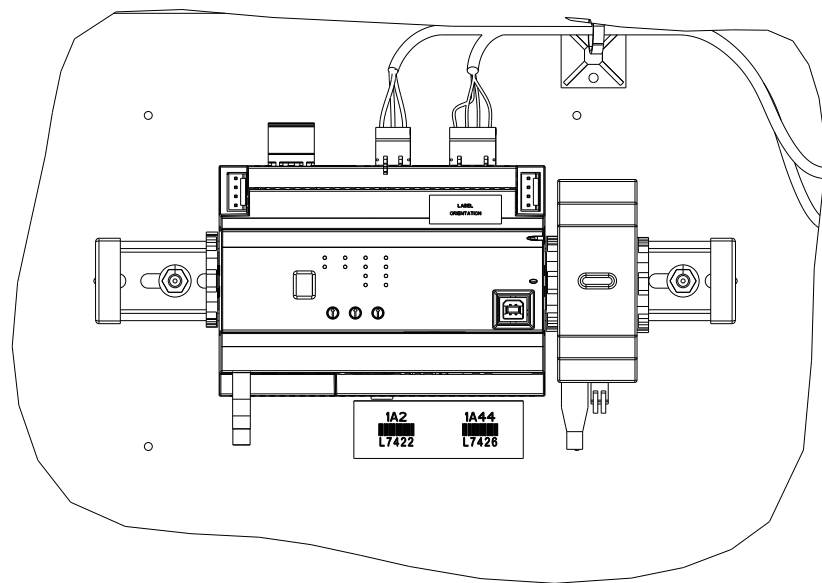
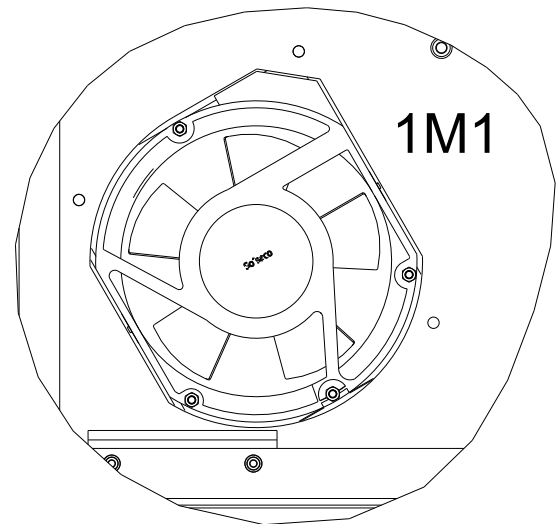


NOTES:

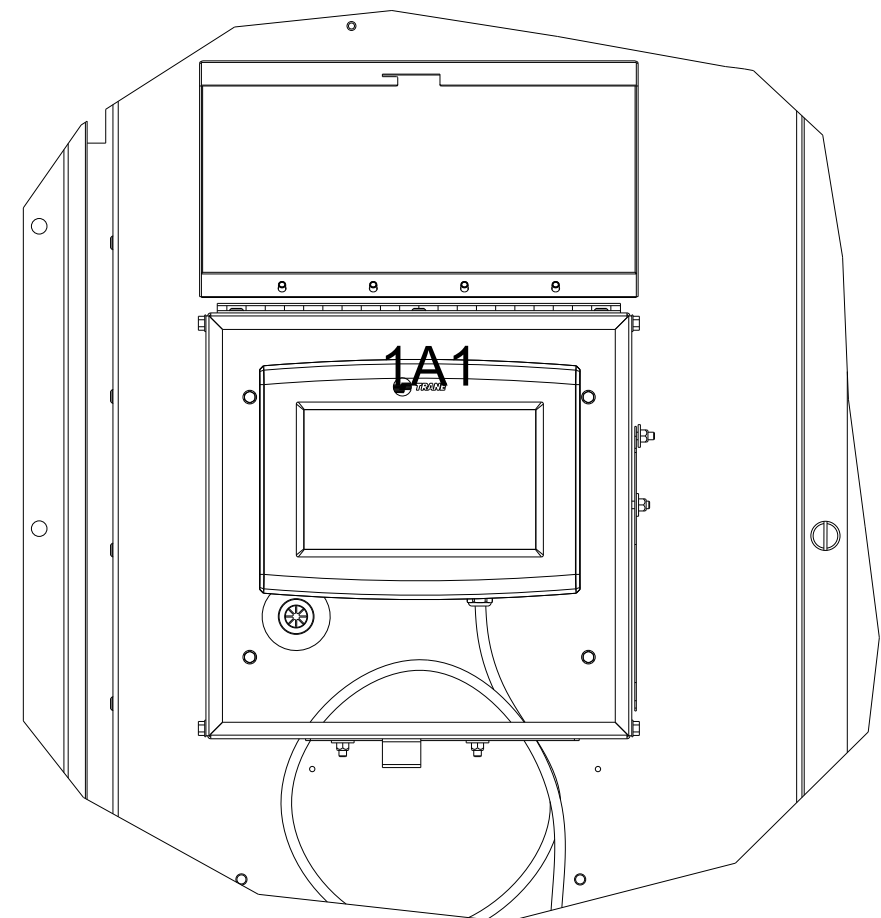
1. COMPONENT 1X1 WILL REPLACE 1Q1 WHEN TERMINAL BLOCK OPTION IS SELECTED.
2. COMPONENTS 1M1 AND 1S1 ARE USED ONLY WHEN THE VENTILATED PANEL IS REQUIRED.
3. COMPONENTS 1T2 AND 1T3 ARE USED ONLY WHEN THE 575V OPTION IS SELECTED.
4. HARNESSES ARE NOT SHOWN FOR CLARITY.



DETAIL A



DETAIL C 2



DETAIL B

SEE DETAIL F
(PG. 3)

SEE DETAIL E
(PG. 2)

SEE DETAIL I
(PG. 3)

SEE DETAIL D
(PG. 2)

SEE DETAIL H
(PG. 3)

1A38

G

2

SEE DETAIL B

SEE DETAIL A

SEE DETAIL C

G(PG. 3)

DOORS NOT SHOWN

1

UNLESS OTHERWISE SPECIFIED
- REMOVE ALL BURRS AND SHARP CORNERS
- WELD SYMBOLS TO BE IN ACCORDANCE
WITH ANSI/AWS A2.4
- ALL DIMENSIONS ARE IN MILLIMETERS.

ALL
DIMENSIONS = ±

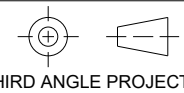
ANGLES = ± °

HOLE DIA = ±

WARNING: THE EXPORT OR REEXPORT OF THIS DRAWING OR A PRODUCT PRODUCED
BY THIS DRAWING IS SUBJECT TO U.S. EXPORT ADMINISTRATION REGULATIONS
AND OTHER APPLICABLE GOVERNMENT RESTRICTIONS OR REGULATIONS.

PROPRIETARY NOTICE

THIS DRAWING CONTAINS CONFIDENTIAL AND TRADE SECRET
INFORMATION, IS THE PROPERTY OF TRANE, AND IS
GIVEN TO THE RECEIVER IN CONFIDENCE. THE RECEIVER BY RECEPTION
AND RETENTION OF THE DRAWING ACCEPTS THE DRAWING IN CONFIDENCE
AND AGREES THAT, EXCEPT AS AUTHORIZED IN WRITING BY
TRANE, IT WILL (1) NOT USE THE DRAWING OR ANY COPY
THEREOF OR THE CONFIDENTIAL OR TRADE SECRET INFORMATION
THEREIN; (2) NOT COPY THE DRAWING; (3) NOT DISCLOSE TO OTHERS
EITHER THE DRAWING OR THE CONFIDENTIAL OR TRADE SECRET
INFORMATION THEREIN; AND (4) UPON COMPLETION OF THE NEED TO
RETAIN THE DRAWING, OR UPON DEMAND, RETURN THE DRAWING, ALL
COPIES THEREOF, AND ALL MATERIAL COPIED THEREFROM.



THIRD ANGLE PROJECTION

DRAWN
JESSICA YUAN

© DATE
23-Sep-2022

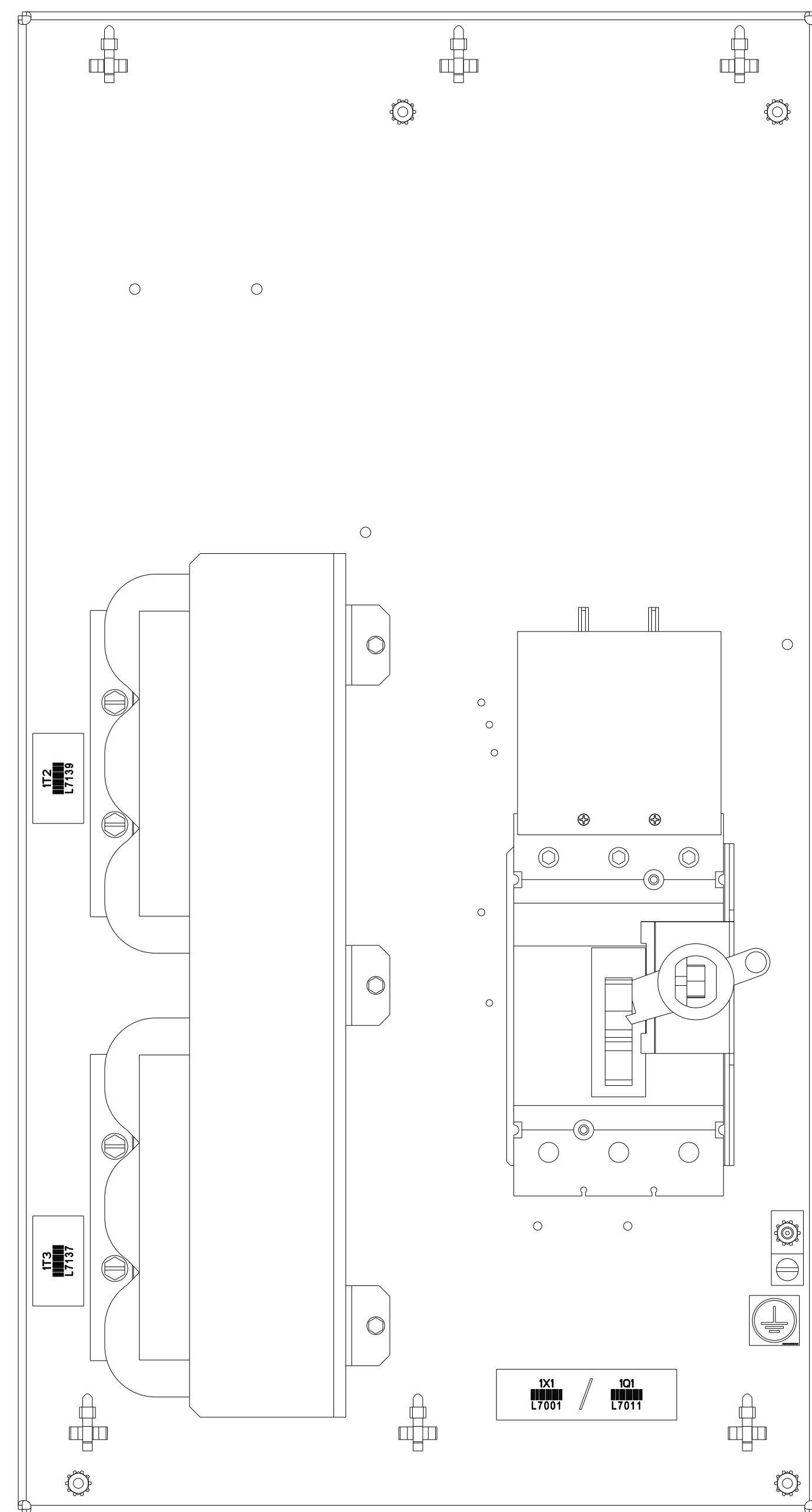
DO NOT SCALE DRAWING
DRAWING CONFORMS TO
ASME Y14.5 - 2009

COPYRIGHT
TRANE
ALL RIGHTS RESERVED

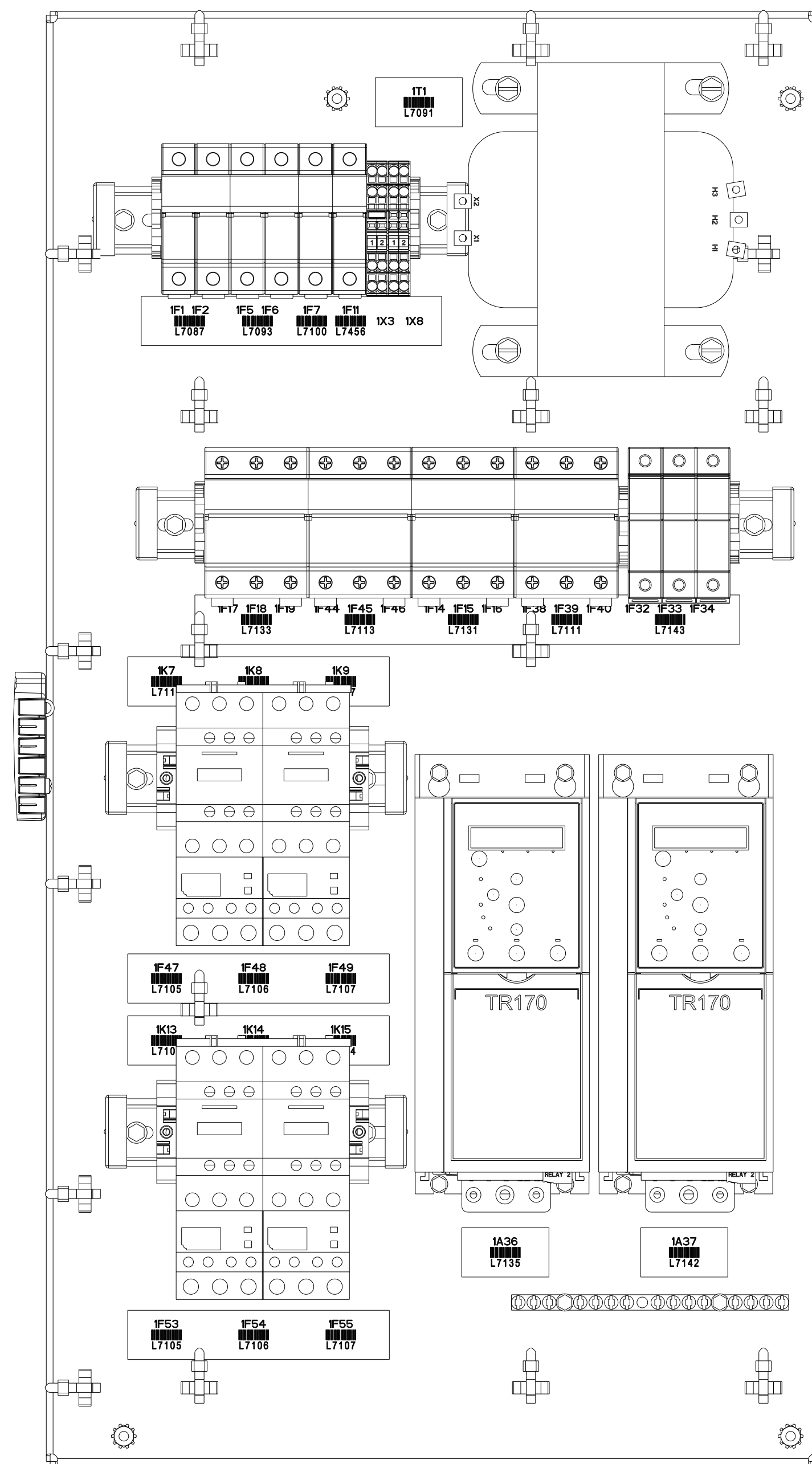


NAME
**DIAGRAM; COMPONENT LOCATION
CONTROL PANEL V UNIT**

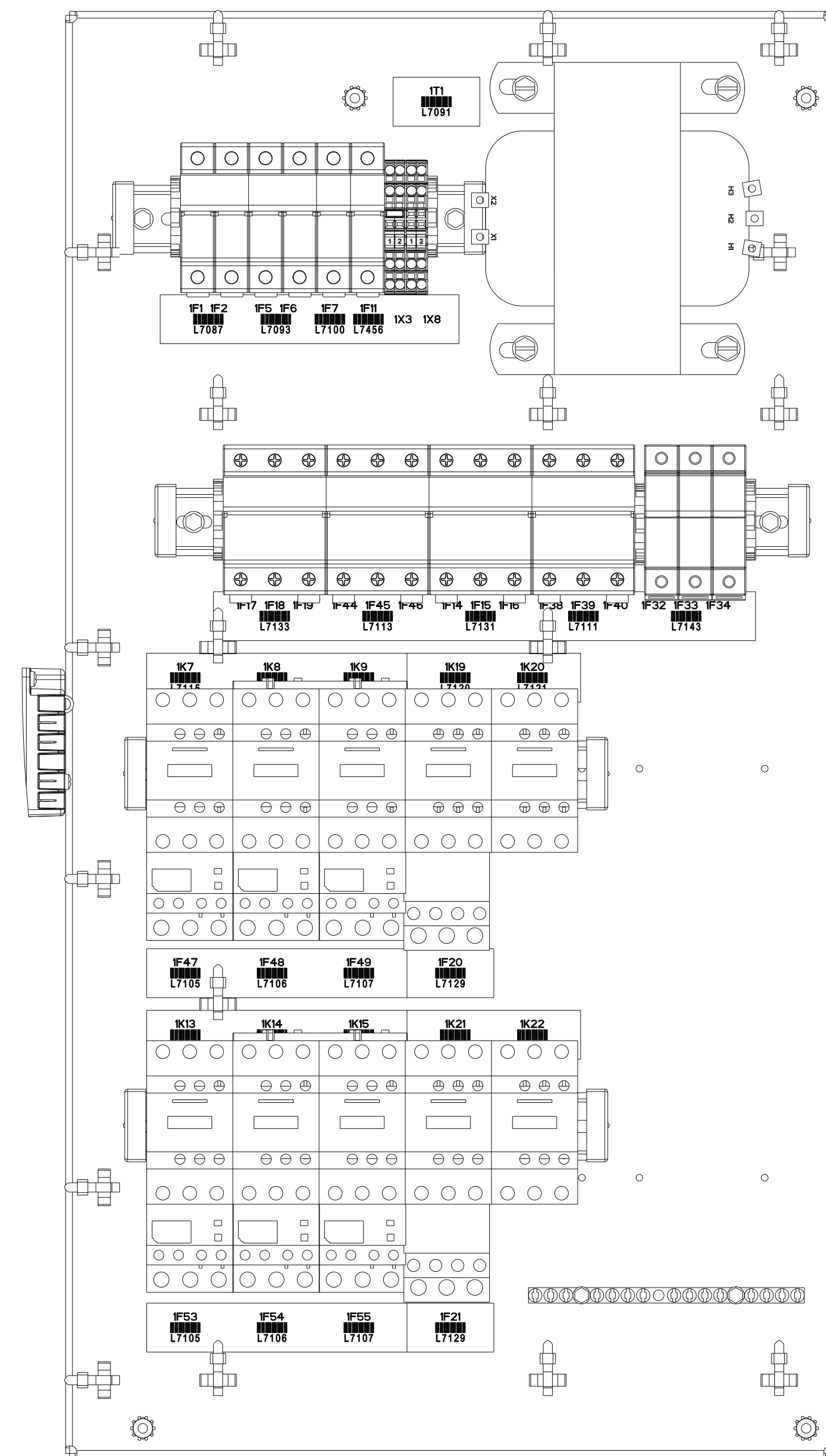
DESCRIPTION		SIZE	ESTIMATED WEIGHT (UNLESS OTHERWISE SPECIFIED)	DRAWING NO.	SHEET	REVISION
		D	N/A	57193841	1 OF 3	B



DETAIL D
575V



DETAIL E
W/ VFD, 2 OR 3 FANS/CKT



DETAIL E
W/O VFD, 3 FANS/CKT

UNLESS OTHERWISE SPECIFIED

- REMOVE ALL BURRS AND SHARP CORNERS
- WELD SYMBOLS TO BE IN ACCORDANCE WITH ANSI/AWS A2.4
- ALL DIMENSIONS ARE IN MILLIMETERS.

ALL DIMENSIONS = \pm

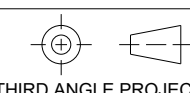
ANGLES = \pm

HOLE DIA = $\begin{matrix} + \\ - \end{matrix}$

WARNING: THE EXPORT OR REEXPORT OF THIS DRAWING OR A PRODUCT PRODUCED BY THIS DRAWING IS SUBJECT TO U.S. EXPORT ADMINISTRATION REGULATIONS AND OTHER APPLICABLE GOVERNMENT RESTRICTIONS OR REGULATIONS.

PROPRIETARY NOTICE

THIS DRAWING CONTAINS CONFIDENTIAL AND TRADE SECRET INFORMATION, IS THE PROPERTY OF TRANE, AND IS GIVEN TO THE RECEIVER IN CONFIDENCE. THE RECEIVER BY RECEPTION AND RETENTION OF THE DRAWING ACCEPTS THE DRAWING IN CONFIDENCE AND AGREES THAT, EXCEPT AS AUTHORIZED IN WRITING BY TRANE, IT WILL: (1) NOT USE THE DRAWING OR ANY INFORMATION THEREOF OR THE CONFIDENTIAL OR TRADE SECRET INFORMATION THEREIN; (2) NOT COPY THE DRAWING; (3) NOT DISCLOSE TO OTHERS EITHER THE DRAWING OR THE CONFIDENTIAL OR TRADE SECRET INFORMATION CONTAINED THEREIN; AND (4) RETURN THE DRAWING, OR, UPON DEMAND, RETURN THE DRAWING, ALL COPIES THEREOF, AND ALL MATERIAL COPIED THEREFROM.



THIRD ANGLE PROJECTION

DRAWN
JESSICA YUAN

01-JUL-2022

E	DO NOT SC
---	-----------

DRAWING CONFORMS TO
ASME Y14.5 - 2009

COPYRIGHT
TRANE

ALL RIGHTS RESERVED



NAME

**DIAGRAM; COMPONENT LOCATION
CONTROL PANEL V UNIT**

DESCRIPTION

SIZE D	ESTIMATED WEIGHT (UNLESS OTHERWISE SPECIFIED) N/A
------------------	--

DRAWING NO.
57193841

SHEET
2 OF 3

REVISION
B

