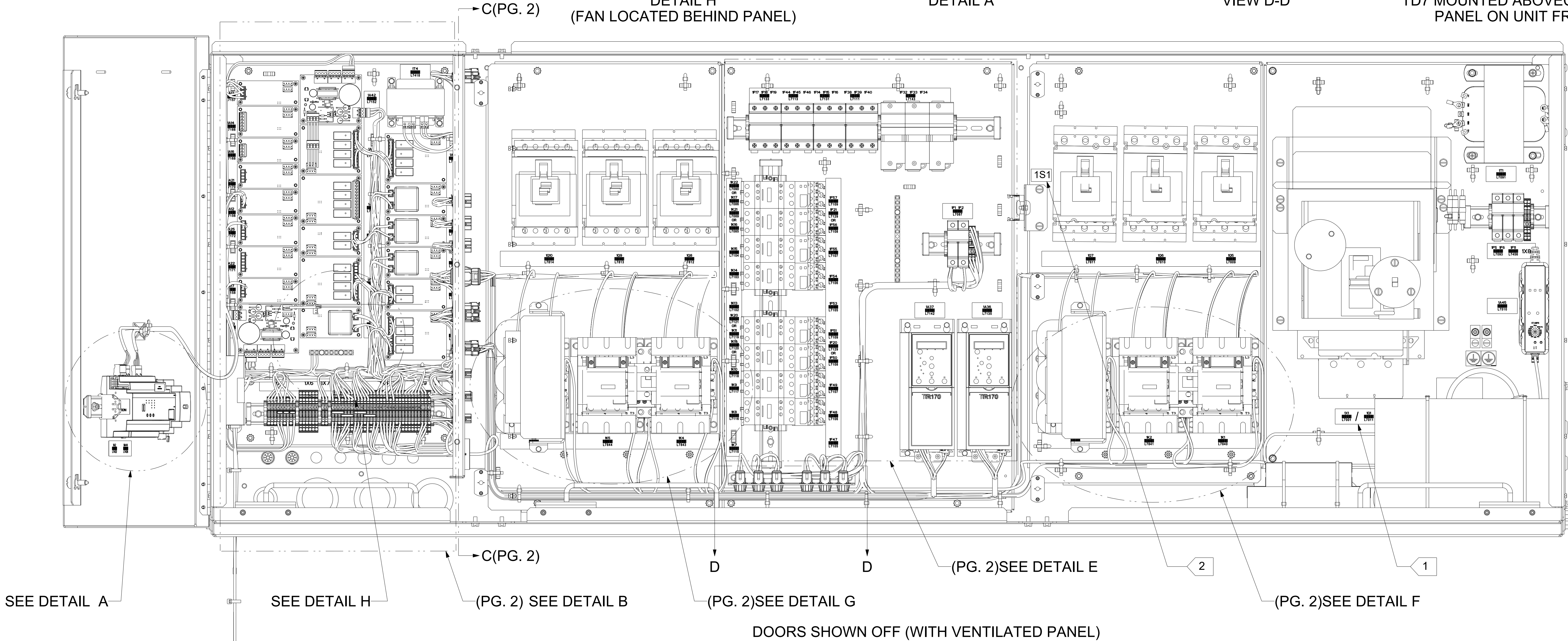
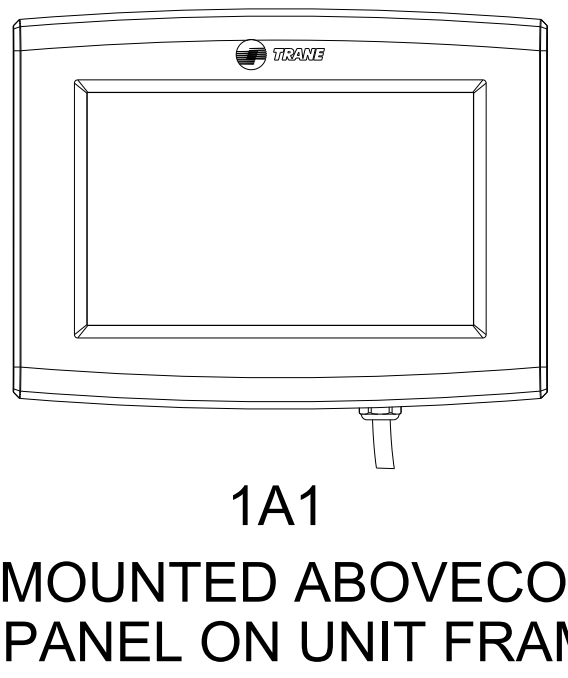
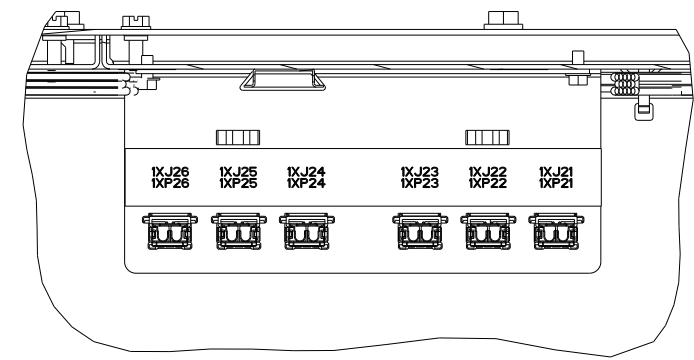
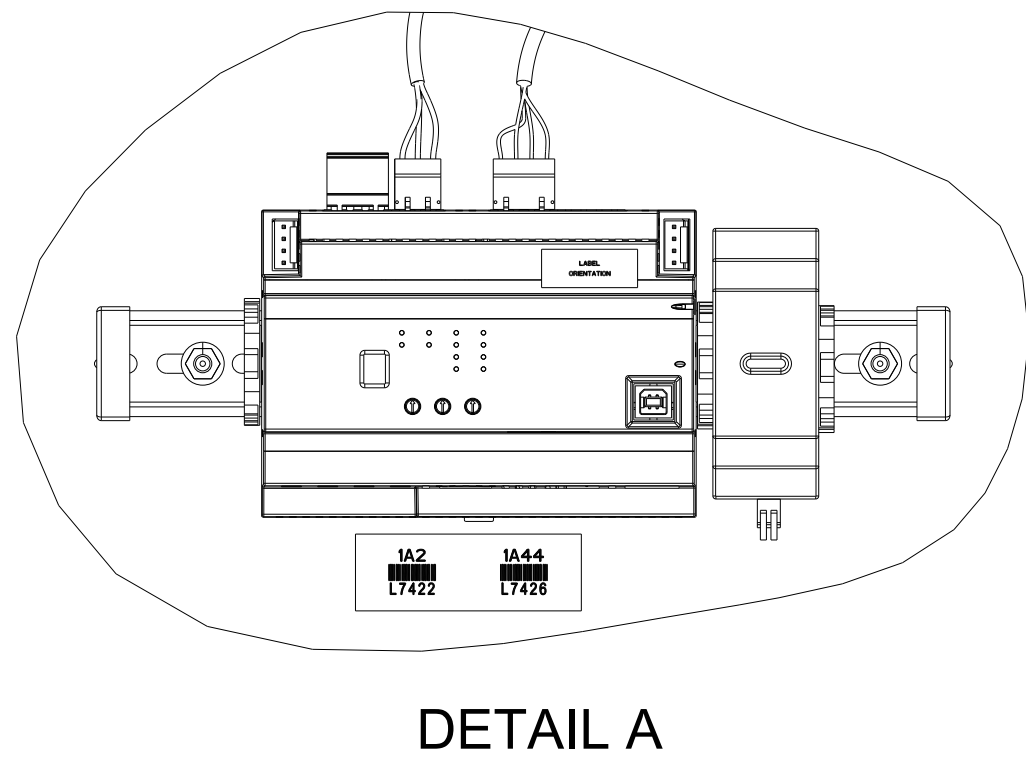
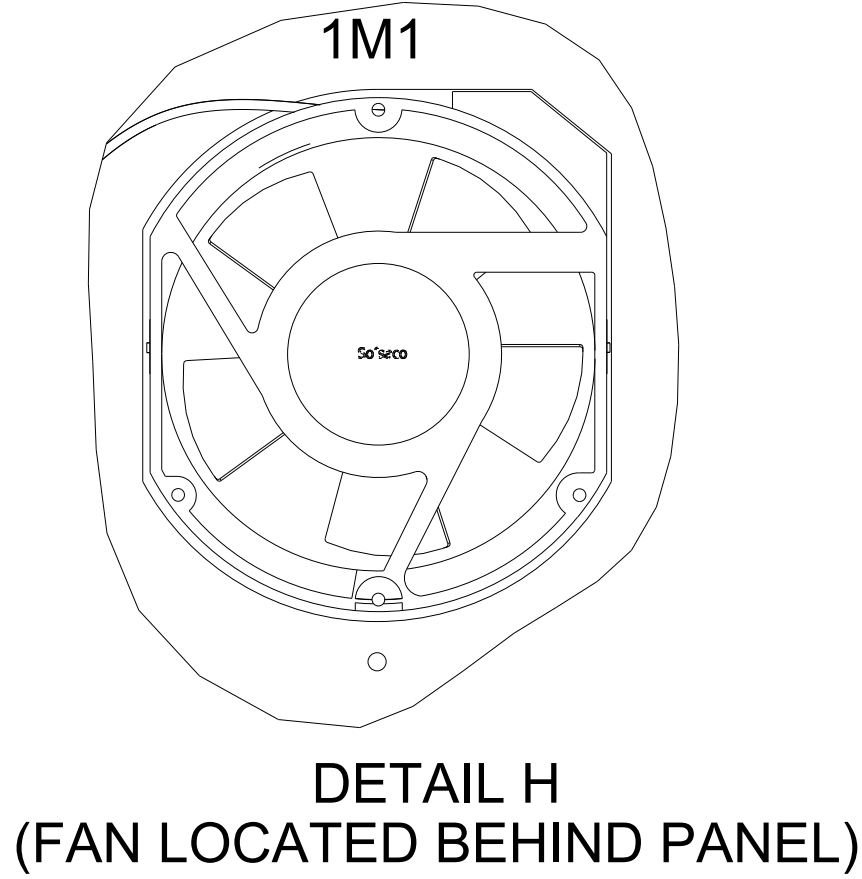


NOTES:

1. COMPONENT 1X1 WILL REPLACE 1Q1 WHEN TERMINAL BLOCK OPTION IS SELECTED.
2. COMPONENTS 1M1 AND 1S1 ARE USED ONLY WHEN THE VENTILATED PANEL IS REQUIRED.
3. COMPONENTS 1T2 AND 1T3 ARE USED ONLY WHEN THE 575V OPTION IS SELECTED.
4. POWER WIRE AND PARTIAL CONTROL HARNESS NOT SHOWN FOR CLARITY.



UNLESS OTHERWISE SPECIFIED  
- REMOVE ALL BURRS AND SHARP CORNERS  
- WELD SYMBOLS TO BE IN ACCORDANCE  
WITH ANSI/AWS A2.4  
- ALL DIMENSIONS ARE IN MILLIMETERS.

ALL  
DIMENSIONS = ±

ANGLES = ± °

HOLE DIA = ±

WARNING: THE EXPORT OR REEXPORT OF THIS DRAWING OR A PRODUCT PRODUCED  
BY THIS DRAWING IS SUBJECT TO U.S. EXPORT ADMINISTRATION REGULATIONS  
AND OTHER APPLICABLE GOVERNMENT RESTRICTIONS OR REGULATIONS.

PROPRIETARY NOTICE

THIS DRAWING CONTAINS CONFIDENTIAL AND TRADE SECRET  
INFORMATION, IS THE PROPERTY OF TRANE, AND IS  
GIVEN TO THE RECEIVER IN CONFIDENCE. THE RECEIVER BY RECEPTION  
AND RETENTION OF THE DRAWING ACCEPTS THE DRAWING IN CONFIDENCE  
AND AGREES THAT, EXCEPT AS AUTHORIZED IN WRITING BY  
TRANE, IT WILL (1) NOT USE THE DRAWING OR ANY COPY  
THEREOF OR THE CONFIDENTIAL OR TRADE SECRET INFORMATION  
THEREIN; (2) NOT COPY THE DRAWING; (3) NOT DISCLOSE TO OTHERS  
EITHER THE DRAWING OR THE CONFIDENTIAL OR TRADE SECRET  
INFORMATION THEREIN; AND (4) UPON COMPLETION OF THE NEED TO  
RETAIN THE DRAWING, OR UPON DEMAND, RETURN THE DRAWING, ALL  
COPIES THEREOF, AND ALL MATERIAL COPIED THEREFROM.

THIRD ANGLE PROJECTION

DRAWN  
EVEN YAN

© DATE  
01-JUL-2022

DO NOT SCALE DRAWING  
DRAWING CONFORMS TO  
ASME Y14.5 - 2009

COPYRIGHT  
TRANE  
ALL RIGHTS RESERVED

**TRANE**

NAME  
**DIAGRAM; COMPONENT LOCATION  
CONTROL PANEL W UNIT**

DESCRIPTION

SIZE <b>D</b>	ESTIMATED WEIGHT (UNLESS OTHERWISE SPECIFIED) N/A	DRAWING NO. <b>57193235</b>	SHEET 1 OF 2	REVISION <b>B</b>
------------------	---	--------------------------------	-----------------	----------------------

