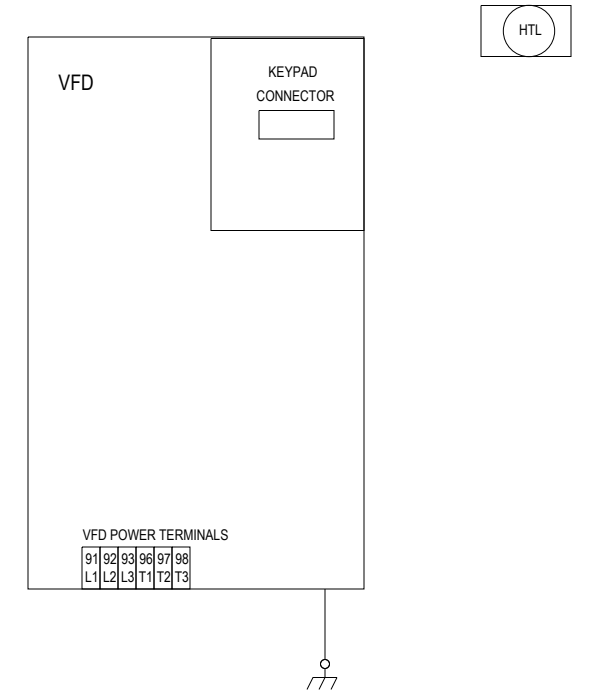
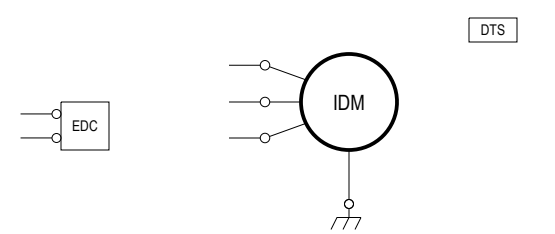



1
2
3
4
5
6
7
8
9
10
11
12
13
14
15
16
17
18
19
20
21
22
23
24
25
26
27
28
29
30
31
32
33
34
35
36
37
38
39
40
41
42
43
44
45
46
47
48
49
50
51
52
53
54
55
56
57
58
59
60



NOTES:
1. SOME COMPONENTS SHOWN ARE OPTIONAL AND MAY NOT BE PRESENT.
SEE UNIT SCHEMATIC FOR OPTIONAL UNIT CONFIGURATION.

DESIGNER: R.RAM	TRANE ®	ODYSSEY DEVICE LOCATION SZ VAV/2 SPEED			
ENGINEER: SANJUNATH.S					
TRANE © DATE: 08-AUG-2023					
REPLACES: --					
SIMILAR TO: --					
REVISION DATE: --	THIS DRAWING IS PROPRIETARY AND SHALL NOT BE COPIED OR ITS CONTENTS DISCLOSED TO OUTSIDE PARTIES WITHOUT THE WRITTEN CONSENT OF TRANE.	MASTER NUMBER:	DRAWING NUMBER:	SHEET:	REV
REVISED BY: --		--	12134821	1 OF 1	A
APPROVED BY: SANJUNATH.S					
CAD SYSTEM USED: CREO SCHEMATICS					